Sauls Wharf House
Crittens Road
Great Yarmouth
Norfolk, NR31 0AG

Telephone +44 (0)1493 602602
Email:sales@midasdisplays.com
Email:tech@midasdisplays.com
www.midasdisplays.com

Air Ultrasonic Ceramic Transducers 328ET/R250



Dimensions: dimensions are in mm

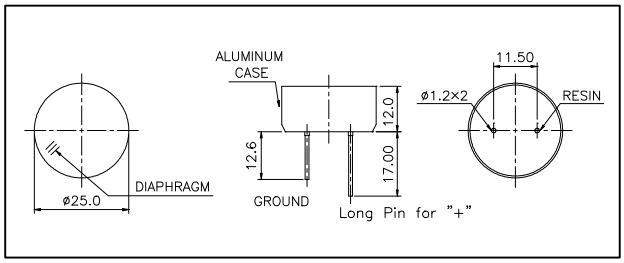

Specification

328ET250		Transmitter
328ER250		Receiver
Center Frequency		32.8±1.0Khz
Bandwidth (-6dB)	328ET250	1.0Khz
	328ER250	1.0Khz
Transmitting Sound Pressure Level at 32.8Khz; 0dB re 0.0002µbar per 10Vrms at 30cm		113dB min.
Receiving Sensitivity at 32.8Khz 0dB = 1 volt/µbar		-67dB min.
Capacitance at 1Khz	±20%	2400 pF
Max. Driving Voltage (cont.)		20Vrms
Total Beam Angle	-6dB	33° typical
Operation Temperature		-30 to 80°C
Storage Temperature		-40 to 85°C

All specification taken typical at 25°C
Closer frequency tolerance can be supplied upon request.

Model available:

1	328ET/R250	Aluminum Housing
2	328ET/R25B	Black Alum. Housing

Impedance/Phase Angle vs. Frequency

Tested under 1Vrms Oscillation Level
328ER250 Impedance
328ER250 Phase
328ET250 Impedance
328ET250 Phase

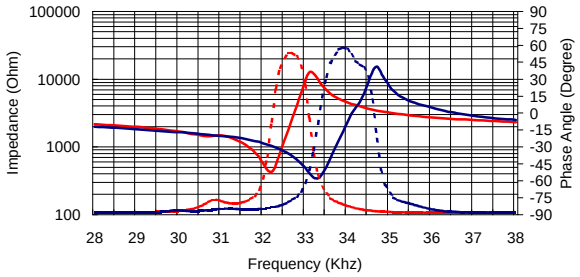

Sensitivity/Sound Pressure Level

Tested under 10Vrms @30cm

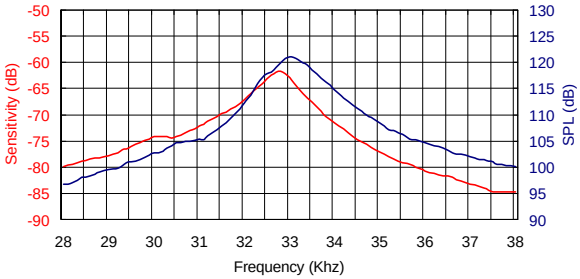

Beam Angle: Tested at 32.8Khz frequency

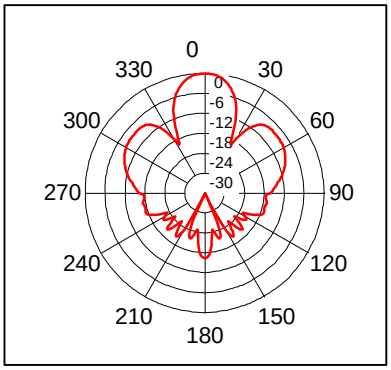

Air Ultrasonic Ceramic Transducers 328ET/R250

328ER250 Receiver

Sensitivity Variation vs. Loaded Resistor

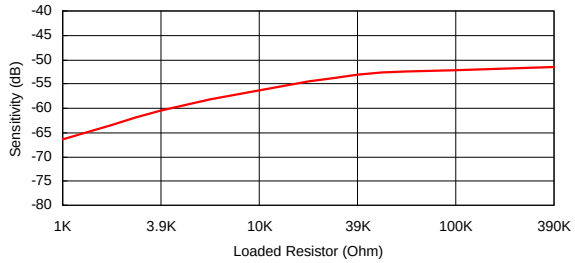

Center Frequency Shift vs. Loaded Resistor

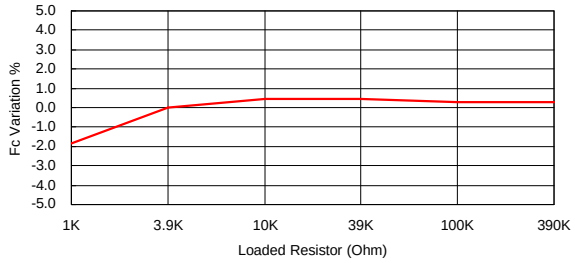

Sensitivity Variation vs. Temperature

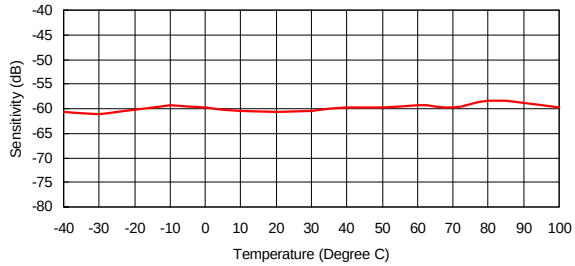

Center Frequency Shift vs. Temperature

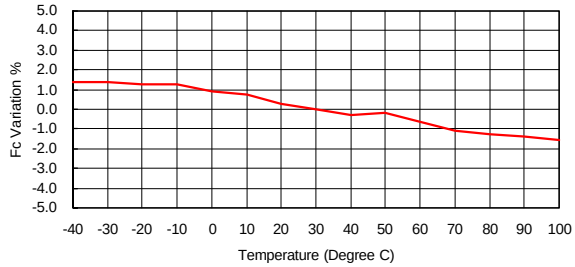

328ET250 Transmitter

SPL Variation vs. Driving Voltage

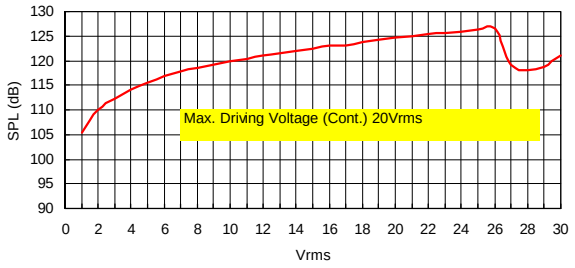

Center Frequency Shift vs. Driving Voltage

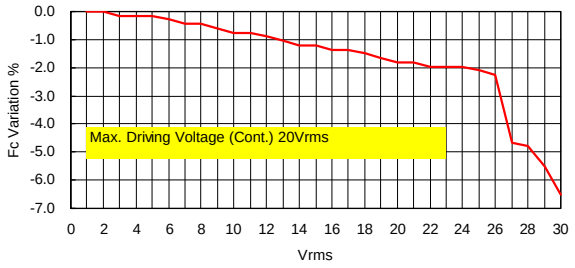

SPL Variation vs. Temperature

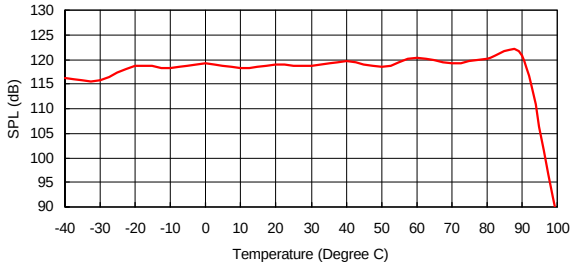

Center Frequency Shift vs. Temperature

