PRODUCT-DETAILS

OS63GB04N1P

OS63GB04N1P SWITCH FUSE



General Information

Extended Product Type	OS63GB04N1P
Product ID	1SCA115238R1001
EAN	6417019476636
Catalog Description	OS63GB04N1P SWITCH FUSE
Long Description	Switch Fuses,Front Operated,4-pole,04 (Left Side),British Standard,A2-A3,Handle and shaft included,Switched - With Solid Link

ABB EcoSolutions

End of Life Instructions	1SCC311048M0201
Environmental Product Declaration - EPD	1SCC311195D0201
Group Waste to Landfill Target	UL 2799 Zero Waste To Landfill Validation available

Material Compliance

Conflict Minerals	9AKK108467A5658

© 2024 ABB. All rights reserved.

Reporting Template (CMRT)	
REACH Declaration	1SCC011021D0201
RoHS Information	1SCC011020D0201
RoHS Status	Following EU Directive 2011/65/EU and Amendment 2015/863 July 22, 2019
SCIP	a09884fa-0516-47f8-b9cf-7d95eb4105b7 Finland (FI)
Simplified SCIP	1d73ad85-219f-478f-9b8e-dca165a521ec Germany (DE) bf22c7ec-b2c5-4382-afb0-80fffce6d016 Portugal (PT) 45bb3b3f-76d5-4190-b210-5da882600e4e Belgium (BE) 369aa74e-8eec-4fae-b99b-6ec8bdb35d80 Norway (NO) ded677ac-e4b6-4489-b756-a7bddc709323 Bulgaria (BG) 218f68f7-02fc-431b-a85a-697a7230f138 Sweden (SE) 721f128a-a8f8-47a3-a59e-42a9f16eefb1 Poland (PL) a789c730-02bf-40cf-af04-66bc5cf65361 Croatia (HR) fb3df125-e684-4269-8e3d-b000235fd9f2 Poland (PL) c0135fc5-7866-4824-8690-48271eba6b11 Hungary (HU) a0d84961-5b0b-4bbb-92e5-586bd03f4fe8 Spain (ES) 85a1d6ca-62f6-49a2-9668-a58550c688c9 Belgium (BE) 05a665ca-c116-4854-8b84-1808d07bf50e Greece (GR) 0e185855-0c9a-434f-8cf1-9d9e681ea649 Poland (PL) 4b11bf18-1541-463d-a328-7a02cab3f064 Germany (DE) dde18e36-0c41-4c2e-9c3f-cd92079a4c59 Estonia (EE) e4862e11-4486-4ace-8a38-89823c212367 France (FR) b8157f92-1ae2-4d15-8b4d-bcd0ba162575 Netherlands (NL) f062cbc5-7253-4f7c-9969-8a0b1117a0c7 Denmark (DK) ab97c63e-9aee-4a76-8fa9-b5f2121de5ac Czech Republic (CZ) f29db04d-8da5-45fa-9342-f3697907d98b France (FR) d9fef52a-86d1-42bc-9c56-947b256dd799 Italy (IT) 4320a527-491a-4c36-a446-e54dd51b91c3 Hungary (HU) 123857f2-09ca-449c-b1ca-8191120d897d Germany (DE) 05c6f669-0e93-4489-a8c2-6da427418b06 Germany (DE) bad63bf2-5bd1-4743-9a7d-5251ab3eae36 Germany (DE) 4b7e55eb-51bd-4c8f-9791-e06776c3eb9c Sweden (SE)
Toxic Substances Control Act - TSCA	1SCC011025D0201

Popular Downloads

Data Sheet, Technical Information	1SCC311013C0201
Instructions and Manuals	1SCC311036M0212
Mechanical Drawings	OS63GB_F_04.igs
Environmental Product Declaration - EPD	1SCC311195D0201
End of Life Instructions	1SCC311048M0201

Environmental

Pollution Degree	3

Ordering

Minimum Order Quantity	1 piece
Customs Tariff Number	85365080
Country of Origin	Finland (FI)

Dimensions

© 2024 ABB. All rights reserved.

Product Net Width	136 mm
Product Net Height	125 mm
Product Net Depth / Length	109 mm
Product Net Weight	1.37 kg 3.02 lb

Container Information

Package Level 1 Units	box 1 piece
Package Level 1 Width	170 mm 6.7 in
Package Level 1 Depth / Length	190 mm 7.5 in
Package Level 1 Height	145 mm 5.7 in
Package Level 1 Gross Weight	1.5 kg 3.3 lb
Package Level 1 EAN	6417019476636

Technical

Rated Operational Current AC-21A (I_e)	(500 V) 63 A (690 V) 63 A
Rated Operational Current AC-22A (I_e)	(500 V) 63 A (690 V) 63 A
Rated Operational Current AC-23A (I_e)	(500 V) 63 A (690 V) 63 A
Rated Operational Power AC-23A (P_e)	(220 ... 240 V) 18.5 kW (400 V) 30 kW (415 V) 30 kW (500 V) 37 kW (690 V) 55 kW
Conventional Free-air Thermal Current (I_{th})	Θ = 40 °C 63 A
Conventional Thermal Current (I_{the})	Fully Enclosed 63 A
Rated Impulse Withstand Voltage (U_{imp})	12 kV
Rated Insulation Voltage (U_i)	1000 V
Rated Operational Voltage	Main Circuit 690 V AC
Rated Short-time Withstand Current Low Voltage (I_{cw})	for 1 s 2.5 kiloampere rms
Rated Conditional Short-Circuit Current (I_{nc})	(690 V) 80 kA
Power Loss	at Rated Operating Conditions per Pole 4 W
Pollution Degree	3
Handle Type	Pistol handle and shaft included
Fourth Pole Position	Left Side
Fourth Pole Type	Switched - With Solid Link
Switches Operating Mechanism	04 (Left Side)
Position of Line Terminals	Top In - Bottom Out, Bottom In - Top Out
Fuse Size	A2-A3

© 2024 ABB. All rights reserved.

Fuse System	British Standard
Operating Mode	Front Operated
Standards	IEC 60947-3
Mounting Type	Base mounting
Number of Poles	4
Connecting Capacity	Stranded 2.5 … 25 mm² Flexible 2.5 … 25 mm²
Cable Cross-Section	2.5 ... 25 mm²
Wire Stripping Length	Main Circuit 12 mm Main Circuit 0.47 in
Terminal Type	Screw Terminals
Tightening Torque	3 N·m 4 N·m
Rated Current (I_n)	Main Circuit 63 A

Technical UL/CSA

Wire Stripping Length	Main Circuit 12 mm Main Circuit 0.47 in
Tightening Torque	3 N·m 4 N·m

Certificates and Declarations

A2L Certificate – IEC	1SCC311208D0201
ATEX Certificate	No certification needed
CCC Certificate	CCC OS32-63G_ 2016.pdf
Declaration of Conformity - CE	1SCC311136D2703
DNV GL Certificate	1SCC311125D0203
UL Certificate	No certification needed

Classifications

Object Classification Code	Q
ETIM 8	EC001040 - Fuse switch disconnector
ETIM 9	EC001040 - Fuse switch disconnector
UNSPSC	39122233
IDEA Granular Category Code (IGCC)	5291 >> Fuse switch disconnector
eClass	V11.1 : 27371401
WEEE Category	5. Small Equipment (No External Dimension More Than 50 cm)

© 2024 ABB. All rights reserved.

Categories

Low Voltage Products and Systems → Switches → Switch Fuses






© 2024 ABB. All rights reserved.