Brad® Micro-Change® (M12) A-Code Receptacles (Europe)

120070/120011
Male Front Panel Mount, Back Panel Mount

Features and Benefits

- M12 single keyway (A-Coding) IEC compliant panel mount receptacles
- Available in 3, 4, 5 and 8-pole configurations
- Fully potted assemblies provide IP67/68 protection for harsh environments
- Available in an array of configurations to fit your needs:
  - Various mounting thread sizes, including pipe threads for direct mounting on pipe fittings
  - Front panel mounts for installing from the outside of the enclosure
  - Back panel mount from inside the enclosure
  - Wire leads for terminating to terminal strips or PCB tails to incorporate with electronics

Physical

Shell Material: Nickel-plated Brass
Contact Carries: Polyamide
O-Ring: Panel—Black Viton
Contacts: Copper alloy with Gold over Nickel plating
Wire PVC Insulation: 300V, 80°C, UL1061, 0.34mm² (3-5 poles) and 0.25mm² (8 poles)

Environmental

Protection: IP67
NEMA Rating: NEMA 6



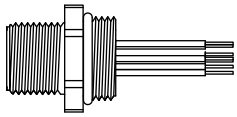

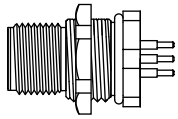

Configuration			PG9, Front Panel Mount		PG9, Back Panel Mount	
Wire Type			PVC leads, UL1061		PCB Pins	
Wire Size			0.34mm²/0.25mm²			
Length			0.3m			
Poles	**Max. Current per Contact**	**Max. Voltage**	**Engineering No.**	**Standard Order No.**	**Engineering No.**	**Standard Order No.**
3 Pole 	4.0A	250V AC/DC	8R3J26E03C3003	120070-5202	8R3J460003	120070-5204
4 Pole 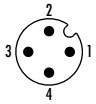	4.0A	250V AC/DC	8R4J26E03C3003	120011-0019	8R4J460003	120011-0281
5 Pole 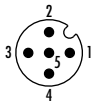	4.0A	250V AC/DC	8R5J26E03C3003	120011-0036	8R5J460003	120070-0235
8 Pole 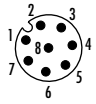	2.0A	30V AC / 36V DC	8R8J26E02C3003	120070-5209	8R8J460003	120070-5180

Note: Sales drawings for all standard order numbers are available on molex.com

Configuration Code*
Build-a-Part Number

	Length	Code
Meters	0.3	C300
	1.0	M010

8R3J26E03C3003
Wire Type
Configuration

*Once an engineering number is created using the configuration code, consult Molex tech support for information regarding any part numbers.