Technical catalogue

S800

The High Performance MCB



ABB

A question of power.



Definitively more power.

The extensive S800 range offers the right High Performance MCB with high-rated breaking capacities and various tripping characteristics. The units of the S800S series, both AC and DC types, operate in a nominal current range of between 10 and 125A covering breaking capacities of up to 50kA.
The S800N is the ideal solution for applications of up to 36kA; of course also for current ratings of between 10 and 125A.

The high-rated breaking capacities of up to 50kA allow electrical distribution systems to be configured and operated safely in an uncomplicated manner. Convincing selectivity ratings to upstream circuit-breakers, such as the ABB-Tmax, and its very good back-up characteristics for downstream miniature circuit-breakers, such as the ABB System Pro M compact or smissline, make planning tasks particularly simple. Compact dimensions ensure that energy distribution systems can be set up in a space-saving way. It goes without saying that the ABB High Performance MCB satisfies all the main standards and approvals - there are virtually no limits laid down for the new S800.



The S800. Simply offers more value.

- **More power.**
  High nominal current range of up to 125A.
- **More safety.**
  Convincing selectivity and back-up properties up to 50kA.
- **More comfort.**
  Compact and modular with interchangeable terminals for different connections.
- **More flexibility.**
  Thanks to the large product portfolio for a multitude of applications.
- **More accessories.**
  Simple to order, simple to fit.

ABB Table of Contents

Ordering details 1/1
Properties 2/1
Technical data 3/1
Dimensional diagrams 4/1
Approvals 5/1

We reserve the right to make changes and correct mistakes.

2CCC413001C0206

Applications



Public buildings



Schools, hospitals, office buildings: Wherever there are large numbers of people coming and going, reliable power supplies are of particular importance. In the city of Sydney, for example, where around 250 000 people work. High Performance MCBs, such as the S800 ensure that personal injury and damage to property are avoided in the event of short-circuits.

Trains



Trains provide mobility. Efficiently and reliably. The Swiss federal railways alone transport 250 million passengers and 55 million tons of freight a year on a rail network covering 3000 kilometres. 27 000 employees ensure safe rail operations. High Performance MCBs, such as the S800, effectively protect high-tech locomotives and staff – so that the trains remain mobile.

Airports



Millions of people take off here. Day in, day out. Airports are the turntables of the world. For example, more than 80 million people a year pass through the Atlanta International Airport Heartsfield-Jackson, the busiest airport in the world. High Performance MCBs, such as the S800 ensure that personal injury and damage to property are avoided in the event of short-circuits.

Alternative energies



Simply inexhaustible: more and more power stations operating on the basis of renewable energy, such as solar power, are being built around the world. In the Australian desert, for example. But also in Germany, where the world's largest solar power station with an output of 8 megawatts was recently connected up to the national grid. High Performance MCBs, such as the S800 ensure safer operations – so that there is a future for alternative energies.

Power stations



Virtually nothing runs without electricity. With a total of more than 3 400 000 megawatts of power, power stations around the globe ensure that the world keeps moving. High Performance MCBs, such as the S800, will protect your infrastructure – and therefore all your staff and machines involved in the production of electricity With certainty. Around the clock.



Applications



Underground systems



500 trains, a track covering 400 kilometres, 275 stations, 12 000 employees, 3 million passengers a day: the London 'Tube', the world's oldest underground rail system, is also one of the largest. High Performance MCBs, such as the S800, share in the responsibility for smooth and safe operations. From Moscow to New York, which currently has the largest underground rail system in the world.

Robots



Global leaders: since the development of the first industrial robots 25 years ago, ABB has always set the pace for innovation in industrial automation. ABB is currently industry's number one for robot-assisted automation solutions, products, systems and services. Thanks to the S800 High Performance MCBs, ABB ensures extensive protection for the infrastructure at the same time.

Ships



Ever-increasing power levels come hand in hand with ever-increasing short circuit currents. Reliable and powerful protection for people and property is therefore needed. High Performance MCBs such as the S800 provide this protection. For example, on the 'Queen Mary II', the world's largest passenger ship, where 2500 kilometres of electric cable have been laid. Amongst other things, these are connected up to 80 000 lights, 3000 telephones, 8800 loudspeakers, 5000 smoke detectors and 8350 automatic fire extinguishers.

The petrochemical industry



The chemical and petrochemical industry contributes significantly to everyday modern life. Whether you are talking about health, nutrition, clothing or mobility – their products ensure quality of life and jobs. Over 2 million in the European Union alone. High Performance MCBs, such as the S800, safeguard production – on oil platforms in the sea as well as in production sites on land.

The steel industry



From kilometre-long bridges, through power station turbines subject to extreme loads to elegant high-rise buildings and stainless steel salad bowls: steel plays a major role in modern industry; its possible uses are boundless. High Performance MCBs, such as the S800, play an important role here – when it comes down to safety on the production line.





Table of contents

S800S-B **1**/2
S800S-C **1**/4
S800S-D **1**/6
S800S-K **1**/8
S800S-KM **1**/10
S800S-UCB **1**/12
S800S-UCK **1**/14
S800N-B **1**/16
S800N-C **1**/17
S800N-D **1**/18
Accessories **1**/20

S800S-B

High Performance MCB with cage terminal



2CCC413001F0002



Icu [kA]	Current rating [A]	Type designation	Product number	EAN number	Weight [kg]	Packaging unit
50	10	S801S-B10	2CCS861001R0105	7612271200008	0.245	1
50	13	S801S-B13	2CCS861001R0135	7612271200015	0.245	1
50	16	S801S-B16	2CCS861001R0165	7612271200022	0.245	1
50	20	S801S-B20	2CCS861001R0205	7612271200039	0.245	1
50	25	S801S-B25	2CCS861001R0255	7612271200046	0.245	1
50	32	S801S-B32	2CCS861001R0325	7612271200053	0.245	1
50	40	S801S-B40	2CCS861001R0405	7612271200060	0.245	1
50	50	S801S-B50	2CCS861001R0505	7612271200077	0.245	1
50	63	S801S-B63	2CCS861001R0635	7612271200084	0.245	1
50	80	S801S-B80	2CCS861001R0805	7612271200091	0.245	1
50	100	S801S-B100	2CCS861001R0825	7612271200107	0.245	1
50	125	S801S-B125	2CCS861001R0845	7612271200114	0.245	1



2CCC413002F0002



Icu [kA]	Current rating [A]	Type designation	Product number	EAN number	Weight [kg]	Packaging unit
50	10	S802S-B10	2CCS862001R0105	7612271200121	0.49	1
50	13	S802S-B13	2CCS862001R0135	7612271200138	0.49	1
50	16	S802S-B16	2CCS862001R0165	7612271200145	0.49	1
50	20	S802S-B20	2CCS862001R0205	7612271200152	0.49	1
50	25	S802S-B25	2CCS862001R0255	7612271200169	0.49	1
50	32	S802S-B32	2CCS862001R0325	7612271200176	0.49	1
50	40	S802S-B40	2CCS862001R0405	7612271200183	0.49	1
50	50	S802S-B50	2CCS862001R0505	7612271200190	0.49	1
50	63	S802S-B63	2CCS862001R0635	7612271200206	0.49	1
50	80	S802S-B80	2CCS862001R0805	7612271200213	0.49	1
50	100	S802S-B100	2CCS862001R0825	7612271200220	0.49	1
50	125	S802S-B125	2CCS862001R0845	7612271200237	0.49	1



2CCC413003F0002



Icu [kA]	Current rating [A]	Type designation	Product number	EAN number	Weight [kg]	Packaging unit
50	10	S803S-B10	2CCS863001R0105	7612271200244	0.735	1
50	13	S803S-B13	2CCS863001R0135	7612271200251	0.735	1
50	16	S803S-B16	2CCS863001R0165	7612271200268	0.735	1
50	20	S803S-B20	2CCS863001R0205	7612271200275	0.735	1
50	25	S803S-B25	2CCS863001R0255	7612271200282	0.735	1
50	32	S803S-B32	2CCS863001R0325	7612271200299	0.735	1
50	40	S803S-B40	2CCS863001R0405	7612271200305	0.735	1
50	50	S803S-B50	2CCS863001R0505	7612271200312	0.735	1
50	63	S803S-B63	2CCS863001R0635	7612271200329	0.735	1
50	80	S803S-B80	2CCS863001R0805	7612271200336	0.735	1
50	100	S803S-B100	2CCS863001R0825	7612271200343	0.735	1
50	125	S803S-B125	2CCS863001R0845	7612271200350	0.735	1



2CCC413004F0002



Icu [kA]	Current rating [A]	Type designation	Product number	EAN number	Weight [kg]	Packaging unit
50	10	S804S-B10	2CCS864001R0105	7612271200367	0.98	1
50	13	S804S-B13	2CCS864001R0135	7612271200374	0.98	1
50	16	S804S-B16	2CCS864001R0165	7612271200381	0.98	1
50	20	S804S-B20	2CCS864001R0205	7612271200398	0.98	1
50	25	S804S-B25	2CCS864001R0255	7612271200404	0.98	1
50	32	S804S-B32	2CCS864001R0325	7612271200411	0.98	1
50	40	S804S-B40	2CCS864001R0405	7612271200428	0.98	1
50	50	S804S-B50	2CCS864001R0505	7612271200435	0.98	1
50	63	S804S-B63	2CCS864001R0635	7612271200442	0.98	1
50	80	S804S-B80	2CCS864001R0805	7612271200459	0.98	1
50	100	S804S-B100	2CCS864001R0825	7612271200466	0.98	1
50	125	S804S-B125	2CCS864001R0845	7612271200473	0.98	1

S800S-B

High Performance MCB with ring terminal cable connection



2CCC413078F0003



Icu [kA]	Current rating [A]	Type designation	Product number	EAN number	Weight [kg]	Packaging unit
50	40	S801S-B40-R	2CCS861002R0405	7612271206826	0.245	1
50	50	S801S-B50-R	2CCS861002R0505	7612271206833	0.245	1
50	63	S801S-B63-R	2CCS861002R0635	7612271206840	0.245	1
50	80	S801S-B80-R	2CCS861002R0805	7612271206857	0.245	1
50	100	S801S-B100-R	2CCS861002R0825	7612271206864	0.245	1
50	125	S801S-B125-R	2CCS861002R0845	7612271206871	0.245	1



2CCC413079F0003



Icu [kA]	Current rating [A]	Type designation	Product number	EAN number	Weight [kg]	Packaging unit
50	40	S802S-B40-R	2CCS862002R0405	7612271206888	0.49	1
50	50	S802S-B50-R	2CCS862002R0505	7612271206895	0.49	1
50	63	S802S-B63-R	2CCS862002R0635	7612271206901	0.49	1
50	80	S802S-B80-R	2CCS862002R0805	7612271206918	0.49	1
50	100	S802S-B100-R	2CCS862002R0825	7612271206925	0.49	1
50	125	S802S-B125-R	2CCS862002R0845	7612271206932	0.49	1



2CCC413080F0003



Icu [kA]	Current rating [A]	Type designation	Product number	EAN number	Weight [kg]	Packaging unit
50	40	S803S-B40-R	2CCS863002R0405	7612271206949	0.735	1
50	50	S803S-B50-R	2CCS863002R0505	7612271206956	0.735	1
50	63	S803S-B63-R	2CCS863002R0635	7612271206963	0.735	1
50	80	S803S-B80-R	2CCS863002R0805	7612271206970	0.735	1
50	100	S803S-B100-R	2CCS863002R0825	7612271206987	0.735	1
50	125	S803S-B125-R	2CCS863002R0845	7612271206994	0.735	1



2CCC413081F0003



Icu [kA]	Current rating [A]	Type designation	Product number	EAN number	Weight [kg]	Packaging unit
50	40	S804S-B40-R	2CCS864002R0405	7612271207007	0.98	1
50	50	S804S-B50-R	2CCS864002R0505	7612271207014	0.98	1
50	63	S804S-B63-R	2CCS864002R0635	7612271207021	0.98	1
50	80	S804S-B80-R	2CCS864002R0805	7612271207038	0.98	1
50	100	S804S-B100-R	2CCS864002R0825	7612271207045	0.98	1
50	125	S804S-B125-R	2CCS864002R0845	7612271207052	0.98	1

S800S-C

High Performance MCB with cage terminal



2CCC413005F0002



Icu [kA]	Current rating [A]	Type designation	Product number	EAN number	Weight [kg]	Packaging unit
50	10	S801S-C10	2CCS861001R0104	7612271200480	0.245	1
50	13	S801S-C13	2CCS861001R0134	7612271200497	0.245	1
50	16	S801S-C16	2CCS861001R0164	7612271200503	0.245	1
50	20	S801S-C20	2CCS861001R0204	7612271200510	0.245	1
50	25	S801S-C25	2CCS861001R0254	7612271200527	0.245	1
50	32	S801S-C32	2CCS861001R0324	7612271200534	0.245	1
50	40	S801S-C40	2CCS861001R0404	7612271200541	0.245	1
50	50	S801S-C50	2CCS861001R0504	7612271200558	0.245	1
50	63	S801S-C63	2CCS861001R0634	7612271200565	0.245	1
50	80	S801S-C80	2CCS861001R0804	7612271200572	0.245	1
50	100	S801S-C100	2CCS861001R0824	7612271200589	0.245	1
50	125	S801S-C125	2CCS861001R0844	7612271200596	0.245	1



2CCC413006F0002



Icu [kA]	Current rating [A]	Type designation	Product number	EAN number	Weight [kg]	Packaging unit
50	10	S802S-C10	2CCS862001R0104	7612271200602	0.49	1
50	13	S802S-C13	2CCS862001R0134	7612271200619	0.49	1
50	16	S802S-C16	2CCS862001R0164	7612271200626	0.49	1
50	20	S802S-C20	2CCS862001R0204	7612271200633	0.49	1
50	25	S802S-C25	2CCS862001R0254	7612271200640	0.49	1
50	32	S802S-C32	2CCS862001R0324	7612271200657	0.49	1
50	40	S802S-C40	2CCS862001R0404	7612271200664	0.49	1
50	50	S802S-C50	2CCS862001R0504	7612271200671	0.49	1
50	63	S802S-C63	2CCS862001R0634	7612271200688	0.49	1
50	80	S802S-C80	2CCS862001R0804	7612271200695	0.49	1
50	100	S802S-C100	2CCS862001R0824	7612271200701	0.49	1
50	125	S802S-C125	2CCS862001R0844	7612271200718	0.49	1



2CCC413007F0002



Icu [kA]	Current rating [A]	Type designation	Product number	EAN number	Weight [kg]	Packaging unit
50	10	S803S-C10	2CCS863001R0104	7612271200725	0.735	1
50	13	S803S-C13	2CCS863001R0134	7612271200732	0.735	1
50	16	S803S-C16	2CCS863001R0164	7612271200749	0.735	1
50	20	S803S-C20	2CCS863001R0204	7612271200756	0.735	1
50	25	S803S-C25	2CCS863001R0254	7612271200763	0.735	1
50	32	S803S-C32	2CCS863001R0324	7612271200770	0.735	1
50	40	S803S-C40	2CCS863001R0404	7612271200787	0.735	1
50	50	S803S-C50	2CCS863001R0504	7612271200794	0.735	1
50	63	S803S-C63	2CCS863001R0634	7612271200800	0.735	1
50	80	S803S-C80	2CCS863001R0804	7612271200817	0.735	1
50	100	S803S-C100	2CCS863001R0824	7612271200824	0.735	1
50	125	S803S-C125	2CCS863001R0844	7612271200831	0.735	1



2CCC413008F0002



Icu [kA]	Current rating [A]	Type designation	Product number	EAN number	Weight [kg]	Packaging unit
50	10	S804S-C10	2CCS864001R0104	7612271200848	0.98	1
50	13	S804S-C13	2CCS864001R0134	7612271200855	0.98	1
50	16	S804S-C16	2CCS864001R0164	7612271200862	0.98	1
50	20	S804S-C20	2CCS864001R0204	7612271200879	0.98	1
50	25	S804S-C25	2CCS864001R0254	7612271200886	0.98	1
50	32	S804S-C32	2CCS864001R0324	7612271200893	0.98	1
50	40	S804S-C40	2CCS864001R0404	7612271200909	0.98	1
50	50	S804S-C50	2CCS864001R0504	7612271200916	0.98	1
50	63	S804S-C63	2CCS864001R0634	7612271200923	0.98	1
50	80	S804S-C80	2CCS864001R0804	7612271200930	0.98	1
50	100	S804S-C100	2CCS864001R0824	7612271200947	0.98	1
50	125	S804S-C125	2CCS864001R0844	7612271200954	0.98	1

S800S-C

High Performance MCB with ring terminal cable connection



2CCC413082F0003



Icu [kA]	Current rating [A]	Type designation	Product number	EAN number	Weight [kg]	Packaging unit
50	40	S801S-C40-R	2CCS861002R0404	7612271207069	0.245	1
50	50	S801S-C50-R	2CCS861002R0504	7612271207076	0.245	1
50	63	S801S-C63-R	2CCS861002R0634	7612271207083	0.245	1
50	80	S801S-C80-R	2CCS861002R0804	7612271207090	0.245	1
50	100	S801S-C100-R	2CCS861002R0824	7612271207106	0.245	1
50	125	S801S-C125-R	2CCS861002R0844	7612271207113	0.245	1



2CCC413083F0003



Icu [kA]	Current rating [A]	Type designation	Product number	EAN number	Weight [kg]	Packaging unit
50	40	S802S-C40-R	2CCS862002R0404	7612271207120	0.49	1
50	50	S802S-C50-R	2CCS862002R0504	7612271207137	0.49	1
50	63	S802S-C63-R	2CCS862002R0634	7612271207144	0.49	1
50	80	S802S-C80-R	2CCS862002R0804	7612271207151	0.49	1
50	100	S802S-C100-R	2CCS862002R0824	7612271207168	0.49	1
50	125	S802S-C125-R	2CCS862002R0844	7612271207175	0.49	1



2CCC413084F0003



Icu [kA]	Current rating [A]	Type designation	Product number	EAN number	Weight [kg]	Packaging unit
50	40	S803S-C40-R	2CCS863002R0404	7612271207182	0.735	1
50	50	S803S-C50-R	2CCS863002R0504	7612271207199	0.735	1
50	63	S803S-C63-R	2CCS863002R0634	7612271207205	0.735	1
50	80	S803S-C80-R	2CCS863002R0804	7612271207212	0.735	1
50	100	S803S-C100-R	2CCS863002R0824	7612271207229	0.735	1
50	125	S803S-C125-R	2CCS863002R0844	7612271207236	0.735	1



2CCC413085F0003



Icu [kA]	Current rating [A]	Type designation	Product number	EAN number	Weight [kg]	Packaging unit
50	40	S804S-C40-R	2CCS864002R0404	7612271207243	0.98	1
50	50	S804S-C50-R	2CCS864002R0504	7612271207250	0.98	1
50	63	S804S-C63-R	2CCS864002R0634	7612271207267	0.98	1
50	80	S804S-C80-R	2CCS864002R0804	7612271207274	0.98	1
50	100	S804S-C100-R	2CCS864002R0824	7612271207281	0.98	1
50	125	S804S-C125-R	2CCS864002R0844	7612271207298	0.98	1

S800S-D

High Performance MCB with cage terminal


2CCC413009F0002



Icu [kA]	Current rating [A]	Type designation	Product number	EAN number	Weight [kg]	Packaging unit
50	10	S801S-D10	2CCS861001R0101	7612271200961	0.245	1
50	13	S801S-D13	2CCS861001R0131	7612271200978	0.245	1
50	16	S801S-D16	2CCS861001R0161	7612271200985	0.245	1
50	20	S801S-D20	2CCS861001R0201	7612271200992	0.245	1
50	25	S801S-D25	2CCS861001R0251	7612271201005	0.245	1
50	32	S801S-D32	2CCS861001R0321	7612271201012	0.245	1
50	40	S801S-D40	2CCS861001R0401	7612271201029	0.245	1
50	50	S801S-D50	2CCS861001R0501	7612271201036	0.245	1
50	63	S801S-D63	2CCS861001R0631	7612271201043	0.245	1
50	80	S801S-D80	2CCS861001R0801	7612271201050	0.245	1
50	100	S801S-D100	2CCS861001R0821	7612271201067	0.245	1
50	125	S801S-D125	2CCS861001R0841	7612271201074	0.245	1


2CCC413010F0002



Icu [kA]	Current rating [A]	Type designation	Product number	EAN number	Weight [kg]	Packaging unit
50	10	S802S-D10	2CCS862001R0101	7612271201081	0.49	1
50	13	S802S-D13	2CCS862001R0131	7612271201098	0.49	1
50	16	S802S-D16	2CCS862001R0161	7612271201104	0.49	1
50	20	S802S-D20	2CCS862001R0201	7612271201111	0.49	1
50	25	S802S-D25	2CCS862001R0251	7612271201128	0.49	1
50	32	S802S-D32	2CCS862001R0321	7612271201135	0.49	1
50	40	S802S-D40	2CCS862001R0401	7612271201142	0.49	1
50	50	S802S-D50	2CCS862001R0501	7612271201159	0.49	1
50	63	S802S-D63	2CCS862001R0631	7612271201166	0.49	1
50	80	S802S-D80	2CCS862001R0801	7612271201173	0.49	1
50	100	S802S-D100	2CCS862001R0821	7612271201180	0.49	1
50	125	S802S-D125	2CCS862001R0841	7612271201197	0.49	1


2CCC413011F0002



Icu [kA]	Current rating [A]	Type designation	Product number	EAN number	Weight [kg]	Packaging unit
50	10	S803S-D10	2CCS863001R0101	7612271201203	0.735	1
50	13	S803S-D13	2CCS863001R0131	7612271201210	0.735	1
50	16	S803S-D16	2CCS863001R0161	7612271201227	0.735	1
50	20	S803S-D20	2CCS863001R0201	7612271201234	0.735	1
50	25	S803S-D25	2CCS863001R0251	7612271201241	0.735	1
50	32	S803S-D32	2CCS863001R0321	7612271201258	0.735	1
50	40	S803S-D40	2CCS863001R0401	7612271201265	0.735	1
50	50	S803S-D50	2CCS863001R0501	7612271201272	0.735	1
50	63	S803S-D63	2CCS863001R0631	7612271201289	0.735	1
50	80	S803S-D80	2CCS863001R0801	7612271201296	0.735	1
50	100	S803S-D100	2CCS863001R0821	7612271201302	0.735	1
50	125	S803S-D125	2CCS863001R0841	7612271201319	0.735	1


2CCC413012F0002



Icu [kA]	Current rating [A]	Type designation	Product number	EAN number	Weight [kg]	Packaging unit
50	10	S804S-D10	2CCS864001R0101	7612271201326	0.98	1
50	13	S804S-D13	2CCS864001R0131	7612271201333	0.98	1
50	16	S804S-D16	2CCS864001R0161	7612271201340	0.98	1
50	20	S804S-D20	2CCS864001R0201	7612271201357	0.98	1
50	25	S804S-D25	2CCS864001R0251	7612271201364	0.98	1
50	32	S804S-D32	2CCS864001R0321	7612271201371	0.98	1
50	40	S804S-D40	2CCS864001R0401	7612271201388	0.98	1
50	50	S804S-D50	2CCS864001R0501	7612271201395	0.98	1
50	63	S804S-D63	2CCS864001R0631	7612271201401	0.98	1
50	80	S804S-D80	2CCS864001R0801	7612271201418	0.98	1
50	100	S804S-D100	2CCS864001R0821	7612271201425	0.98	1
50	125	S804S-D125	2CCS864001R0841	7612271201432	0.98	1

S800S-D

High Performance MCB with ring terminal cable connection


2CCC413086F0003



Icu [kA]	Current rating [A]	Type designation	Product number	EAN number	Weight [kg]	Packaging unit
50	40	S801S-D40-R	2CCS861002R0401	7612271207304	0.245	1
50	50	S801S-D50-R	2CCS861002R0501	7612271207311	0.245	1
50	63	S801S-D63-R	2CCS861002R0631	7612271207328	0.245	1
50	80	S801S-D80-R	2CCS861002R0801	7612271207335	0.245	1
50	100	S801S-D100-R	2CCS861002R0821	7612271207342	0.245	1
50	125	S801S-D125-R	2CCS861002R0841	7612271207359	0.245	1


2CCC413087F0003



Icu [kA]	Current rating [A]	Type designation	Product number	EAN number	Weight [kg]	Packaging unit
50	40	S802S-D40-R	2CCS862002R0401	7612271207366	0.49	1
50	50	S802S-D50-R	2CCS862002R0501	7612271207373	0.49	1
50	63	S802S-D63-R	2CCS862002R0631	7612271207380	0.49	1
50	80	S802S-D80-R	2CCS862002R0801	7612271207397	0.49	1
50	100	S802S-D100-R	2CCS862002R0821	7612271207403	0.49	1
50	125	S802S-D125-R	2CCS862002R0841	7612271207410	0.49	1


2CCC413088F0003



Icu [kA]	Current rating [A]	Type designation	Product number	EAN number	Weight [kg]	Packaging unit
50	40	S803S-D40-R	2CCS863002R0401	7612271207427	0.735	1
50	50	S803S-D50-R	2CCS863002R0501	7612271207434	0.735	1
50	63	S803S-D63-R	2CCS863002R0631	7612271207441	0.735	1
50	80	S803S-D80-R	2CCS863002R0801	7612271207458	0.735	1
50	100	S803S-D100-R	2CCS863002R0821	7612271207465	0.735	1
50	125	S803S-D125-R	2CCS863002R0841	7612271207472	0.735	1


2CCC413089F0003



Icu [kA]	Current rating [A]	Type designation	Product number	EAN number	Weight [kg]	Packaging unit
50	40	S804S-D40-R	2CCS864002R0401	7612271207489	0.98	1
50	50	S804S-D50-R	2CCS864002R0501	7612271207496	0.98	1
50	63	S804S-D63-R	2CCS864002R0631	7612271207502	0.98	1
50	80	S804S-D80-R	2CCS864002R0801	7612271207519	0.98	1
50	100	S804S-D100-R	2CCS864002R0821	7612271207526	0.98	1
50	125	S804S-D125-R	2CCS864002R0841	7612271207533	0.98	1

S800S-K

High Performance MCB with cage terminal


2CCC413013F0001



Icu [kA]	Current rating [A]	Type designation	Product number	EAN number	Weight [kg]	Packaging unit
50	10	S801S-K10	2CCS861001R0427	7612271201449	0.245	1
50	13	S801S-K13	2CCS861001R0447	7612271201456	0.245	1
50	16	S801S-K16	2CCS861001R0467	7612271201463	0.245	1
50	20	S801S-K20	2CCS861001R0487	7612271201470	0.245	1
50	25	S801S-K25	2CCS861001R0517	7612271201487	0.245	1
50	32	S801S-K32	2CCS861001R0537	7612271201494	0.245	1
50	40	S801S-K40	2CCS861001R0557	7612271201500	0.245	1
50	50	S801S-K50	2CCS861001R0577	7612271201517	0.245	1
50	63	S801S-K63	2CCS861001R0597	7612271201524	0.245	1
50	80	S801S-K80	2CCS861001R0627	7612271201531	0.245	1
50	100	S801S-K100	2CCS861001R0637	7612271201548	0.245	1
50	125	S801S-K125	2CCS861001R0647	7612271201555	0.245	1


2CCC413014F0001



Icu [kA]	Current rating [A]	Type designation	Product number	EAN number	Weight [kg]	Packaging unit
50	10	S802S-K10	2CCS862001R0427	7612271201562	0.49	1
50	13	S802S-K13	2CCS862001R0447	7612271201579	0.49	1
50	16	S802S-K16	2CCS862001R0467	7612271201586	0.49	1
50	20	S802S-K20	2CCS862001R0487	7612271201593	0.49	1
50	25	S802S-K25	2CCS862001R0517	7612271201609	0.49	1
50	32	S802S-K32	2CCS862001R0537	7612271201616	0.49	1
50	40	S802S-K40	2CCS862001R0557	7612271201623	0.49	1
50	50	S802S-K50	2CCS862001R0577	7612271201630	0.49	1
50	63	S802S-K63	2CCS862001R0597	7612271201647	0.49	1
50	80	S802S-K80	2CCS862001R0627	7612271201654	0.49	1
50	100	S802S-K100	2CCS862001R0637	7612271201661	0.49	1
50	125	S802S-K125	2CCS862001R0647	7612271201678	0.49	1


2CCC413015F0001



Icu [kA]	Current rating [A]	Type designation	Product number	EAN number	Weight [kg]	Packaging unit
50	10	S803S-K10	2CCS863001R0427	7612271201685	0.735	1
50	13	S803S-K13	2CCS863001R0447	7612271201692	0.735	1
50	16	S803S-K16	2CCS863001R0467	7612271201708	0.735	1
50	20	S803S-K20	2CCS863001R0487	7612271201715	0.735	1
50	25	S803S-K25	2CCS863001R0517	7612271201722	0.735	1
50	32	S803S-K32	2CCS863001R0537	7612271201739	0.735	1
50	40	S803S-K40	2CCS863001R0557	7612271201746	0.735	1
50	50	S803S-K50	2CCS863001R0577	7612271201753	0.735	1
50	63	S803S-K63	2CCS863001R0597	7612271201760	0.735	1
50	80	S803S-K80	2CCS863001R0627	7612271201777	0.735	1
50	100	S803S-K100	2CCS863001R0637	7612271201784	0.735	1
50	125	S803S-K125	2CCS863001R0647	7612271201791	0.735	1


2CCC413016F0001

Icu [kA]	Current rating [A]	Type designation	Product number	EAN number	Weight [kg]	Packaging unit
50	10	S804S-K10	2CCS864001R0427	7612271201807	0.98	1
50	13	S804S-K13	2CCS864001R0447	7612271201814	0.98	1
50	16	S804S-K16	2CCS864001R0467	7612271201821	0.98	1
50	20	S804S-K20	2CCS864001R0487	7612271201838	0.98	1
50	25	S804S-K25	2CCS864001R0517	7612271201845	0.98	1
50	32	S804S-K32	2CCS864001R0537	7612271201852	0.98	1
50	40	S804S-K40	2CCS864001R0557	7612271201869	0.98	1
50	50	S804S-K50	2CCS864001R0577	7612271201876	0.98	1
50	63	S804S-K63	2CCS864001R0597	7612271201883	0.98	1
50	80	S804S-K80	2CCS864001R0627	7612271201890	0.98	1
50	100	S804S-K100	2CCS864001R0637	7612271201906	0.98	1
50	125	S804S-K125	2CCS864001R0647	7612271201913	0.98	1

S800S-K

High Performance MCB with ring terminal cable connection


2CCC413090F0003



Icu [kA]	Current rating [A]	Type designation	Product number	EAN number	Weight [kg]	Packaging unit
50	40	S801S-K40-R	2CCS861002R0557	7612271207540	0.245	1
50	50	S801S-K50-R	2CCS861002R0577	7612271207557	0.245	1
50	63	S801S-K63-R	2CCS861002R0597	7612271207564	0.245	1
50	80	S801S-K80-R	2CCS861002R0627	7612271207571	0.245	1
50	100	S801S-K100-R	2CCS861002R0637	7612271207588	0.245	1
50	125	S801S-K125-R	2CCS861002R0647	7612271207595	0.245	1


2CCC413091F0003



Icu [kA]	Current rating [A]	Type designation	Product number	EAN number	Weight [kg]	Packaging unit
50	40	S802S-K40-R	2CCS862002R0557	7612271207601	0.49	1
50	50	S802S-K50-R	2CCS862002R0577	7612271207618	0.49	1
50	63	S802S-K63-R	2CCS862002R0597	7612271207625	0.49	1
50	80	S802S-K80-R	2CCS862002R0627	7612271207632	0.49	1
50	100	S802S-K100-R	2CCS862002R0637	7612271207649	0.49	1
50	125	S802S-K125-R	2CCS862002R0647	7612271207656	0.49	1


2CCC413092F0003



Icu [kA]	Current rating [A]	Type designation	Product number	EAN number	Weight [kg]	Packaging unit
50	40	S803S-K40-R	2CCS863002R0557	7612271207663	0.735	1
50	50	S803S-K50-R	2CCS863002R0577	7612271207670	0.735	1
50	63	S803S-K63-R	2CCS863002R0597	7612271207687	0.735	1
50	80	S803S-K80-R	2CCS863002R0627	7612271207694	0.735	1
50	100	S803S-K100-R	2CCS863002R0637	7612271207700	0.735	1
50	125	S803S-K125-R	2CCS863002R0647	7612271207717	0.735	1


2CCC413093F0003

Icu [kA]	Current rating [A]	Type designation	Product number	EAN number	Weight [kg]	Packaging unit
50	40	S804S-K40-R	2CCS864002R0557	7612271207724	0.98	1
50	50	S804S-K50-R	2CCS864002R0577	7612271207731	0.98	1
50	63	S804S-K63-R	2CCS864002R0597	7612271207748	0.98	1
50	80	S804S-K80-R	2CCS864002R0627	7612271207755	0.98	1
50	100	S804S-K100-R	2CCS864002R0637	7612271207762	0.98	1
50	125	S804S-K125-R	2CCS864002R0647	7612271207779	0.98	1

S800S-KM

High Performance MCB with cage terminal





Icu [kA]	Current rating [A]	Type designation	Product number	EAN number	Weight [kg]	Pack-aging unit
50	20	S803S-KM20	2CCS863001R0486	7612271202194	0.735	1
50	25	S803S-KM25	2CCS863001R0516	7612271202200	0.735	1
50	32	S803S-KM32	2CCS863001R0536	7612271202217	0.735	1
50	40	S803S-KM40	2CCS863001R0556	7612271202224	0.735	1
50	50	S803S-KM50	2CCS863001R0576	7612271202231	0.735	1
50	63	S803S-KM63	2CCS863001R0596	7612271202248	0.735	1

S800S-KM

High Performance MCB with ring terminal cable connection





Icu [kA]	Current rating [A]	Type designation	Product number	EAN number	Weight [kg]	Pack-aging unit
50	40	S803S-KM40-R	2CCS863002R0556	7612271207786	0.735	1
50	50	S803S-KM50-R	2CCS863002R0576	7612271207793	0.735	1
50	63	S803S-KM63-R	2CCS863002R0596	7612271207809	0.735	1

S800S-UCB

High Performance MCB with cage terminal



Icu [kA]	Current rating [A]	Type designation	Product number	EAN number	Weight [kg]	Packaging unit
50	10	S801S-UCB10	2CCS861001R1105	7612271202842	0.245	1
50	13	S801S-UCB13	2CCS861001R1135	7612271202859	0.245	1
50	16	S801S-UCB16	2CCS861001R1165	7612271202866	0.245	1
50	20	S801S-UCB20	2CCS861001R1205	7612271202873	0.245	1
50	25	S801S-UCB25	2CCS861001R1255	7612271202880	0.245	1
50	32	S801S-UCB32	2CCS861001R1325	7612271202897	0.245	1
50	40	S801S-UCB40	2CCS861001R1405	7612271202903	0.245	1
50	50	S801S-UCB50	2CCS861001R1505	7612271202910	0.245	1
50	63	S801S-UCB63	2CCS861001R1635	7612271202927	0.245	1
50	80	S801S-UCB80	2CCS861001R1805	7612271202934	0.245	1
50	100	S801S-UCB100	2CCS861001R1825	7612271202941	0.245	1
50	125	S801S-UCB125	2CCS861001R1845	7612271202958	0.245	1



Icu [kA]	Current rating [A]	Type designation	Product number	EAN number	Weight [kg]	Packaging unit
50	10	S802S-UCB10	2CCS862001R1105	7612271202965	0.49	1
50	13	S802S-UCB13	2CCS862001R1135	7612271202972	0.49	1
50	16	S802S-UCB16	2CCS862001R1165	7612271202989	0.49	1
50	20	S802S-UCB20	2CCS862001R1205	7612271202996	0.49	1
50	25	S802S-UCB25	2CCS862001R1255	7612271203009	0.49	1
50	32	S802S-UCB32	2CCS862001R1325	7612271203016	0.49	1
50	40	S802S-UCB40	2CCS862001R1405	7612271203023	0.49	1
50	50	S802S-UCB50	2CCS862001R1505	7612271203030	0.49	1
50	63	S802S-UCB63	2CCS862001R1635	7612271203047	0.49	1
50	80	S802S-UCB80	2CCS862001R1805	7612271203054	0.49	1
50	100	S802S-UCB100	2CCS862001R1825	7612271203061	0.49	1
50	125	S802S-UCB125	2CCS862001R1845	7612271203078	0.49	1



Icu [kA]	Current rating [A]	Type designation	Product number	EAN number	Weight [kg]	Packaging unit
50	10	S803S-UCB10	2CCS863001R1105	7612271203085	0.735	1
50	13	S803S-UCB13	2CCS863001R1135	7612271203092	0.735	1
50	16	S803S-UCB16	2CCS863001R1165	7612271203108	0.735	1
50	20	S803S-UCB20	2CCS863001R1205	7612271203115	0.735	1
50	25	S803S-UCB25	2CCS863001R1255	7612271203122	0.735	1
50	32	S803S-UCB32	2CCS863001R1325	7612271203139	0.735	1
50	40	S803S-UCB40	2CCS863001R1405	7612271203146	0.735	1
50	50	S803S-UCB50	2CCS863001R1505	7612271203153	0.735	1
50	63	S803S-UCB63	2CCS863001R1635	7612271203160	0.735	1
50	80	S803S-UCB80	2CCS863001R1805	7612271203177	0.735	1
50	100	S803S-UCB100	2CCS863001R1825	7612271203184	0.735	1
50	125	S803S-UCB125	2CCS863001R1845	7612271203191	0.735	1



Icu [kA]	Current rating [A]	Type designation	Product number	EAN number	Weight [kg]	Packaging unit
50	10	S804S-UCB10	2CCS864001R1105	7612271203207	0.98	1
50	13	S804S-UCB13	2CCS864001R1135	7612271203214	0.98	1
50	16	S804S-UCB16	2CCS864001R1165	7612271203221	0.98	1
50	20	S804S-UCB20	2CCS864001R1205	7612271203238	0.98	1
50	25	S804S-UCB25	2CCS864001R1255	7612271203245	0.98	1
50	32	S804S-UCB32	2CCS864001R1325	7612271203252	0.98	1
50	40	S804S-UCB40	2CCS864001R1405	7612271203269	0.98	1
50	50	S804S-UCB50	2CCS864001R1505	7612271203276	0.98	1
50	63	S804S-UCB63	2CCS864001R1635	7612271203283	0.98	1
50	80	S804S-UCB80	2CCS864001R1805	7612271203290	0.98	1
50	100	S804S-UCB100	2CCS864001R1825	7612271203306	0.98	1
50	125	S804S-UCB125	2CCS864001R1845	7612271203313	0.98	1

S800S-UCB

High Performance MCB with ring terminal cable connection



Icu [kA]	Current rating [A]	Type designation	Product number	EAN number	Weight [kg]	Packaging unit
50	40	S801S-UCB40-R	2CCS861002R1405	7612271208424	0.245	1
50	50	S801S-UCB50-R	2CCS861002R1505	7612271208431	0.245	1
50	63	S801S-UCB63-R	2CCS861002R1635	7612271208448	0.245	1
50	80	S801S-UCB80-R	2CCS861002R1805	7612271208455	0.245	1
50	100	S801S-UCB100-R	2CCS861002R1825	7612271208462	0.245	1
50	125	S801S-UCB125-R	2CCS861002R1845	7612271208479	0.245	1



Icu [kA]	Current rating [A]	Type designation	Product number	EAN number	Weight [kg]	Packaging unit
50	40	S802S-UCB40-R	2CCS862002R1405	7612271208486	0.49	1
50	50	S802S-UCB50-R	2CCS862002R1505	7612271208493	0.49	1
50	63	S802S-UCB63-R	2CCS862002R1635	7612271208509	0.49	1
50	80	S802S-UCB80-R	2CCS862002R1805	7612271208516	0.49	1
50	100	S802S-UCB100-R	2CCS862002R1825	7612271208523	0.49	1
50	125	S802S-UCB125-R	2CCS862002R1845	7612271208530	0.49	1



Icu [kA]	Current rating [A]	Type designation	Product number	EAN number	Weight [kg]	Packaging unit
50	40	S803S-UCB40-R	2CCS863002R1405	7612271208547	0.735	1
50	50	S803S-UCB50-R	2CCS863002R1505	7612271208554	0.735	1
50	63	S803S-UCB63-R	2CCS863002R1635	7612271208561	0.735	1
50	80	S803S-UCB80-R	2CCS863002R1805	7612271208578	0.735	1
50	100	S803S-UCB100-R	2CCS863002R1825	7612271208585	0.735	1
50	125	S803S-UCB125-R	2CCS863002R1845	7612271208592	0.735	1



Icu [kA]	Current rating [A]	Type designation	Product number	EAN number	Weight [kg]	Packaging unit
50	40	S804S-UCB40-R	2CCS864002R1405	7612271208608	0.98	1
50	50	S804S-UCB50-R	2CCS864002R1505	7612271208615	0.98	1
50	63	S804S-UCB63-R	2CCS864002R1635	7612271208622	0.98	1
50	80	S804S-UCB80-R	2CCS864002R1805	7612271208639	0.98	1
50	100	S804S-UCB100-R	2CCS864002R1825	7612271208646	0.98	1
50	125	S804S-UCB125-R	2CCS864002R1845	7612271208653	0.98	1

S800S-UCK

High Performance MCB with cage terminal





Icu [kA]	Current rating [A]	Type designation	Product number	EAN number	Weight [kg]	Packaging unit
50	10	S801S-UCK10	2CCS861001R1427	7612271203320	0.245	1
50	13	S801S-UCK13	2CCS861001R1447	7612271203337	0.245	1
50	16	S801S-UCK16	2CCS861001R1467	7612271203344	0.245	1
50	20	S801S-UCK20	2CCS861001R1487	7612271203351	0.245	1
50	25	S801S-UCK25	2CCS861001R1517	7612271203368	0.245	1
50	32	S801S-UCK32	2CCS861001R1537	7612271203375	0.245	1
50	40	S801S-UCK40	2CCS861001R1557	7612271203382	0.245	1
50	50	S801S-UCK50	2CCS861001R1577	7612271203399	0.245	1
50	63	S801S-UCK63	2CCS861001R1597	7612271203405	0.245	1
50	80	S801S-UCK80	2CCS861001R1627	7612271203412	0.245	1
50	100	S801S-UCK100	2CCS861001R1637	7612271203429	0.245	1
50	125	S801S-UCK125	2CCS861001R164	7612271203436	0.245	1





Icu [kA]	Current rating [A]	Type designation	Product number	EAN number	Weight [kg]	Packaging unit
50	10	S802S-UCK10	2CCS862001R1427	7612271203443	0.49	1
50	13	S802S-UCK13	2CCS862001R1447	7612271203450	0.49	1
50	16	S802S-UCK16	2CCS862001R1467	7612271203467	0.49	1
50	20	S802S-UCK20	2CCS862001R1487	7612271203474	0.49	1
50	25	S802S-UCK25	2CCS862001R1517	7612271203481	0.49	1
50	32	S802S-UCK32	2CCS862001R1537	7612271203498	0.49	1
50	40	S802S-UCK40	2CCS862001R1557	7612271203504	0.49	1
50	50	S802S-UCK50	2CCS862001R1577	7612271203511	0.49	1
50	63	S802S-UCK63	2CCS862001R1597	7612271203528	0.49	1
50	80	S802S-UCK80	2CCS862001R1627	7612271203535	0.49	1
50	100	S802S-UCK100	2CCS862001R1637	7612271203542	0.49	1
50	125	S802S-UCK125	2CCS862001R1647	7612271203559	0.49	1





Icu [kA]	Current rating [A]	Type designation	Product number	EAN number	Weight [kg]	Packaging unit
50	10	S803S-UCK10	2CCS863001R1427	7612271203566	0.735	1
50	13	S803S-UCK13	2CCS863001R1447	7612271203573	0.735	1
50	16	S803S-UCK16	2CCS863001R1467	7612271203580	0.735	1
50	20	S803S-UCK20	2CCS863001R1487	7612271203597	0.735	1
50	25	S803S-UCK25	2CCS863001R1517	7612271203603	0.735	1
50	32	S803S-UCK32	2CCS863001R1537	7612271203610	0.735	1
50	40	S803S-UCK40	2CCS863001R1557	7612271203627	0.735	1
50	50	S803S-UCK50	2CCS863001R1577	7612271203634	0.735	1
50	63	S803S-UCK63	2CCS863001R1597	7612271203641	0.735	1
50	80	S803S-UCK80	2CCS863001R1627	7612271203658	0.735	1
50	100	S803S-UCK100	2CCS863001R1637	7612271203665	0.735	1
50	125	S803S-UCK125	2CCS863001R1647	7612271203672	0.735	1





Icu [kA]	Current rating [A]	Type designation	Product number	EAN number	Weight [kg]	Packaging unit
50	10	S804S-UCK10	2CCS864001R1427	7612271203689	0.98	1
50	13	S804S-UCK13	2CCS864001R1447	7612271203696	0.98	1
50	16	S804S-UCK16	2CCS864001R1467	7612271203702	0.98	1
50	20	S804S-UCK20	2CCS864001R1487	7612271203719	0.98	1
50	25	S804S-UCK25	2CCS864001R1517	7612271203726	0.98	1
50	32	S804S-UCK32	2CCS864001R1537	7612271203733	0.98	1
50	40	S804S-UCK40	2CCS864001R1557	7612271203740	0.98	1
50	50	S804S-UCK50	2CCS864001R1577	7612271203757	0.98	1
50	63	S804S-UCK63	2CCS864001R1597	7612271203764	0.98	1
50	80	S804S-UCK80	2CCS864001R1627	7612271203771	0.98	1
50	100	S804S-UCK100	2CCS864001R1637	7612271203788	0.98	1
50	125	S804S-UCK125	2CCS864001R1647	7612271203795	0.98	1

S800S-UCK

High Performance MCB with ring terminal cable connection



Icu [kA]	Current rating [A]	Type designation	Product number	EAN number	Weight [kg]	Packaging unit
50	40	S801S-UCK40-R	2CCS861002R1557	7612271208660	0.245	1
50	50	S801S-UCK50-R	2CCS861002R1577	7612271208677	0.245	1
50	63	S801S-UCK63-R	2CCS861002R1597	7612271208684	0.245	1
50	80	S801S-UCK80-R	2CCS861002R1627	7612271208691	0.245	1
50	100	S801S-UCK100-R	2CCS861002R1637	7612271208707	0.245	1
50	125	S801S-UCK125-R	2CCS861002R1647	7612271208714	0.245	1





Icu [kA]	Current rating [A]	Type designation	Product number	EAN number	Weight [kg]	Packaging unit
50	40	S802S-UCK40-R	2CCS862002R1557	7612271208721	0.49	1
50	50	S802S-UCK50-R	2CCS862002R1577	7612271208738	0.49	1
50	63	S802S-UCK63-R	2CCS862002R1597	7612271208745	0.49	1
50	80	S802S-UCK80-R	2CCS862002R1627	7612271208752	0.49	1
50	100	S802S-UCK100-R	2CCS862002R1637	7612271208769	0.49	1
50	125	S802S-UCK125-R	2CCS862002R1647	7612271208776	0.49	1





Icu [kA]	Current rating [A]	Type designation	Product number	EAN number	Weight [kg]	Packaging unit
50	40	S803S-UCK40-R	2CCS863002R1557	7612271208783	0.735	1
50	50	S803S-UCK50-R	2CCS863002R1577	7612271208790	0.735	1
50	63	S803S-UCK63-R	2CCS863002R1597	7612271208806	0.735	1
50	80	S803S-UCK80-R	2CCS863002R1627	7612271208813	0.735	1
50	100	S803S-UCK100-R	2CCS863002R1637	7612271208820	0.735	1
50	125	S803S-UCK125-R	2CCS863002R1647	7612271208837	0.735	1





Icu [kA]	Current rating [A]	Type designation	Product number	EAN number	Weight [kg]	Packaging unit
50	40	S804S-UCK40-R	2CCS864002R1557	7612271208844	0.98	1
50	50	S804S-UCK50-R	2CCS864002R1577	7612271208851	0.98	1
50	63	S804S-UCK63-R	2CCS864002R1597	7612271208868	0.98	1
50	80	S804S-UCK80-R	2CCS864002R1627	7612271208875	0.98	1
50	100	S804S-UCK100-R	2CCS864002R1637	7612271208882	0.98	1
50	125	S804S-UCK125-R	2CCS864002R1647	7612271208899	0.98	1

S800N-B

High Performance MCB with cage terminal


2CCC413026F0001



Icu [kA]	Current rating [A]	Type designation	Product number	EAN number	Weight [kg]	Packaging unit
36	10	S801N-B10	2CCS891001R0105	7612271203801	0.24	1
36	13	S801N-B13	2CCS891001R0135	7612271203818	0.24	1
36	16	S801N-B16	2CCS891001R0165	7612271203825	0.24	1
36	20	S801N-B20	2CCS891001R0205	7612271203832	0.24	1
36	25	S801N-B25	2CCS891001R0255	7612271203849	0.24	1
36	32	S801N-B32	2CCS891001R0325	7612271203856	0.24	1
36	40	S801N-B40	2CCS891001R0405	7612271203863	0.24	1
36	50	S801N-B50	2CCS891001R0505	7612271203870	0.24	1
36	63	S801N-B63	2CCS891001R0635	7612271203887	0.24	1
36	80	S801N-B80	2CCS891001R0805	7612271203894	0.24	1
36	100	S801N-B100	2CCS891001R0825	7612271203900	0.24	1
36	125	S801N-B125	2CCS891001R0845	7612271203917	0.24	1


2CCC413027F0001



Icu [kA]	Current rating [A]	Type designation	Product number	EAN number	Weight [kg]	Packaging unit
36	10	S802N-B10	2CCS892001R0105	7612271203924	0.48	1
36	13	S802N-B13	2CCS892001R0135	7612271203931	0.48	1
36	16	S802N-B16	2CCS892001R0165	7612271203948	0.48	1
36	20	S802N-B20	2CCS892001R0205	7612271203955	0.48	1
36	25	S802N-B25	2CCS892001R0255	7612271203962	0.48	1
36	32	S802N-B32	2CCS892001R0325	7612271203979	0.48	1
36	40	S802N-B40	2CCS892001R0405	7612271203986	0.48	1
36	50	S802N-B50	2CCS892001R0505	7612271203993	0.48	1
36	63	S802N-B63	2CCS892001R0635	7612271204006	0.48	1
36	80	S802N-B80	2CCS892001R0805	7612271204013	0.48	1
36	100	S802N-B100	2CCS892001R0825	7612271204020	0.48	1
36	125	S802N-B125	2CCS892001R0845	7612271204037	0.48	1


2CCC413028F0001



Icu [kA]	Current rating [A]	Type designation	Product number	EAN number	Weight [kg]	Packaging unit
36	10	S803N-B10	2CCS893001R0105	7612271204044	0.72	1
36	13	S803N-B13	2CCS893001R0135	7612271204051	0.72	1
36	16	S803N-B16	2CCS893001R0165	7612271204068	0.72	1
36	20	S803N-B20	2CCS893001R0205	7612271204075	0.72	1
36	25	S803N-B25	2CCS893001R0255	7612271204082	0.72	1
36	32	S803N-B32	2CCS893001R0325	7612271204099	0.72	1
36	40	S803N-B40	2CCS893001R0405	7612271204105	0.72	1
36	50	S803N-B50	2CCS893001R0505	7612271204112	0.72	1
36	63	S803N-B63	2CCS893001R0635	7612271204129	0.72	1
36	80	S803N-B80	2CCS893001R0805	7612271204136	0.72	1
36	100	S803N-B100	2CCS893001R0825	7612271204143	0.72	1
36	125	S803N-B125	2CCS893001R0845	7612271204150	0.72	1


2CCC413029F0001



Icu [kA]	Current rating [A]	Type designation	Product number	EAN number	Weight [kg]	Packaging unit
36	10	S804N-B10	2CCS894001R0105	7612271204167	0.96	1
36	13	S804N-B13	2CCS894001R0135	7612271204174	0.96	1
36	16	S804N-B16	2CCS894001R0165	7612271204181	0.96	1
36	20	S804N-B20	2CCS894001R0205	7612271204198	0.96	1
36	25	S804N-B25	2CCS894001R0255	7612271204204	0.96	1
36	32	S804N-B32	2CCS894001R0325	7612271204211	0.96	1
36	40	S804N-B40	2CCS894001R0405	7612271204228	0.96	1
36	50	S804N-B50	2CCS894001R0505	7612271204235	0.96	1
36	63	S804N-B63	2CCS894001R0635	7612271204242	0.96	1
36	80	S804N-B80	2CCS894001R0805	7612271204259	0.96	1
36	100	S804N-B100	2CCS894001R0825	7612271204266	0.96	1
36	125	S804N-B125	2CCS894001R0845	7612271204273	0.96	1

S800N-C

High Performance MCB with cage terminal


2CCC413030F0001

Icu [kA]	Current rating [A]	Type designation	Product number	EAN number	Weight [kg]	Packaging unit
36	10	S801N-C10	2CCS891001R0104	7612271204280	0.24	1
36	13	S801N-C13	2CCS891001R0134	7612271204297	0.24	1
36	16	S801N-C16	2CCS891001R0164	7612271204303	0.24	1
36	20	S801N-C20	2CCS891001R0204	7612271204310	0.24	1
36	25	S801N-C25	2CCS891001R0254	7612271204327	0.24	1
36	32	S801N-C32	2CCS891001R0324	7612271204334	0.24	1
36	40	S801N-C40	2CCS891001R0404	7612271204341	0.24	1
36	50	S801N-C50	2CCS891001R0504	7612271204358	0.24	1
36	63	S801N-C63	2CCS891001R0634	7612271204365	0.24	1
36	80	S801N-C80	2CCS891001R0804	7612271204372	0.24	1
36	100	S801N-C100	2CCS891001R0824	7612271204389	0.24	1
36	125	S801N-C125	2CCS891001R0844	7612271204396	0.24	1


2CCC413031F0001



Icu [kA]	Current rating [A]	Type designation	Product number	EAN number	Weight [kg]	Packaging unit
36	10	S802N-C10	2CCS892001R0104	7612271204402	0.48	1
36	13	S802N-C13	2CCS892001R0134	7612271204419	0.48	1
36	16	S802N-C16	2CCS892001R0164	7612271204426	0.48	1
36	20	S802N-C20	2CCS892001R0204	7612271204433	0.48	1
36	25	S802N-C25	2CCS892001R0254	7612271204440	0.48	1
36	32	S802N-C32	2CCS892001R0324	7612271204457	0.48	1
36	40	S802N-C40	2CCS892001R0404	7612271204464	0.48	1
36	50	S802N-C50	2CCS892001R0504	7612271204471	0.48	1
36	63	S802N-C63	2CCS892001R0634	7612271204488	0.48	1
36	80	S802N-C80	2CCS892001R0804	7612271204495	0.48	1
36	100	S802N-C100	2CCS892001R0824	7612271204501	0.48	1
36	125	S802N-C125	2CCS892001R0844	7612271204518	0.48	1


2CCC413032F0001



Icu [kA]	Current rating [A]	Type designation	Product number	EAN number	Weight [kg]	Packaging unit
36	10	S803N-C10	2CCS893001R0104	7612271204525	0.72	1
36	13	S803N-C13	2CCS893001R0134	7612271204532	0.72	1
36	16	S803N-C16	2CCS893001R0164	7612271204549	0.72	1
36	20	S803N-C20	2CCS893001R0204	7612271204556	0.72	1
36	25	S803N-C25	2CCS893001R0254	7612271204563	0.72	1
36	32	S803N-C32	2CCS893001R0324	7612271204570	0.72	1
36	40	S803N-C40	2CCS893001R0404	7612271204587	0.72	1
36	50	S803N-C50	2CCS893001R0504	7612271204594	0.72	1
36	63	S803N-C63	2CCS893001R0634	7612271204600	0.72	1
36	80	S803N-C80	2CCS893001R0804	7612271204617	0.72	1
36	100	S803N-C100	2CCS893001R0824	7612271204624	0.72	1
36	125	S803N-C125	2CCS893001R0844	7612271204631	0.72	1


2CCC413033F0001



Icu [kA]	Current rating [A]	Type designation	Product number	EAN number	Weight [kg]	Packaging unit
36	10	S804N-C10	2CCS894001R0104	7612271204648	0.96	1
36	13	S804N-C13	2CCS894001R0134	7612271204655	0.96	1
36	16	S804N-C16	2CCS894001R0164	7612271204662	0.96	1
36	20	S804N-C20	2CCS894001R0204	7612271204679	0.96	1
36	25	S804N-C25	2CCS894001R0254	7612271204686	0.96	1
36	32	S804N-C32	2CCS894001R0324	7612271204693	0.96	1
36	40	S804N-C40	2CCS894001R0404	7612271204709	0.96	1
36	50	S804N-C50	2CCS894001R0504	7612271204716	0.96	1
36	63	S804N-C63	2CCS894001R0634	7612271204723	0.96	1
36	80	S804N-C80	2CCS894001R0804	7612271204730	0.96	1
36	100	S804N-C100	2CCS894001R0824	7612271204747	0.96	1
36	125	S804N-C125	2CCS894001R0844	7612271204754	0.96	1

S800N-D

High Performance MCB with cage terminal





Icu [kA]	Current rating [A]	Type designation	Product number	EAN number	Weight [kg]	Packaging unit
36	10	S801N-D10	2CCS891001R0101	7612271204761	0.245	1
36	13	S801N-D13	2CCS891001R0131	7612271204778	0.245	1
36	16	S801N-D16	2CCS891001R0161	7612271204785	0.245	1
36	20	S801N-D20	2CCS891001R0201	7612271204792	0.245	1
36	25	S801N-D25	2CCS891001R0251	7612271204808	0.245	1
36	32	S801N-D32	2CCS891001R0321	7612271204815	0.245	1
36	40	S801N-D40	2CCS891001R0401	7612271204822	0.245	1
36	50	S801N-D50	2CCS891001R0501	7612271204839	0.245	1
36	63	S801N-D63	2CCS891001R0631	7612271204846	0.245	1
36	80	S801N-D80	2CCS891001R0801	7612271204853	0.245	1
36	100	S801N-D100	2CCS891001R0821	7612271204860	0.245	1
36	125	S801N-D125	2CCS891001R0841	7612271204877	0.245	1





Icu [kA]	Current rating [A]	Type designation	Product number	EAN number	Weight [kg]	Packaging unit
36	10	S802N-D10	2CCS892001R0101	7612271204884	0.49	1
36	13	S802N-D13	2CCS892001R0131	7612271204891	0.49	1
36	16	S802N-D16	2CCS892001R0161	7612271204907	0.49	1
36	20	S802N-D20	2CCS892001R0201	7612271204914	0.49	1
36	25	S802N-D25	2CCS892001R0251	7612271204921	0.49	1
36	32	S802N-D32	2CCS892001R0321	7612271204938	0.49	1
36	40	S802N-D40	2CCS892001R0401	7612271204945	0.49	1
36	50	S802N-D50	2CCS892001R0501	7612271204952	0.49	1
36	63	S802N-D63	2CCS892001R0631	7612271204969	0.49	1
36	80	S802N-D80	2CCS892001R0801	7612271204976	0.49	1
36	100	S802N-D100	2CCS892001R0821	7612271204983	0.49	1
36	125	S802N-D125	2CCS892001R0841	7612271204990	0.49	1





Icu [kA]	Current rating [A]	Type designation	Product number	EAN number	Weight [kg]	Packaging unit
36	10	S803N-D10	2CCS893001R0101	7612271205003	0.735	1
36	13	S803N-D13	2CCS893001R0131	7612271205010	0.735	1
36	16	S803N-D16	2CCS893001R0161	7612271205027	0.735	1
36	20	S803N-D20	2CCS893001R0201	7612271205034	0.735	1
36	25	S803N-D25	2CCS893001R0251	7612271205041	0.735	1
36	32	S803N-D32	2CCS893001R0321	7612271205058	0.735	1
36	40	S803N-D40	2CCS893001R0401	7612271205065	0.735	1
36	50	S803N-D50	2CCS893001R0501	7612271205072	0.735	1
36	63	S803N-D63	2CCS893001R0631	7612271205089	0.735	1
36	80	S803N-D80	2CCS893001R0801	7612271205096	0.735	1
36	100	S803N-D100	2CCS893001R0821	7612271205102	0.735	1
36	125	S803N-D125	2CCS893001R0841	7612271205119	0.735	1





Icu [kA]	Current rating [A]	Type designation	Product number	EAN number	Weight [kg]	Packaging unit
36	10	S804N-D10	2CCS894001R0101	7612271205126	0.98	1
36	13	S804N-D13	2CCS894001R0131	7612271205133	0.98	1
36	16	S804N-D16	2CCS894001R0161	7612271205140	0.98	1
36	20	S804N-D20	2CCS894001R0201	7612271205157	0.98	1
36	25	S804N-D25	2CCS894001R0251	7612271205164	0.98	1
36	32	S804N-D32	2CCS894001R0321	7612271205171	0.98	1
36	40	S804N-D40	2CCS894001R0401	7612271205188	0.98	1
36	50	S804N-D50	2CCS894001R0501	7612271205195	0.98	1
36	63	S804N-D63	2CCS894001R0631	7612271205201	0.98	1
36	80	S804N-D80	2CCS894001R0801	7612271205218	0.98	1
36	100	S804N-D100	2CCS894001R0821	7612271205225	0.98	1
36	125	S804N-D125	2CCS894001R0841	7612271205232	0.98	1



Short-Circuit current Limiter with cage terminal

Designation [A]	Type designation	Product number	EAN number	Weight [kg]	Pack-aging unit
32	S803S-SCL32	S803S-SCL32	7612271208912	0.735	1
63	S803S-SCL63	S803S-SCL63	7612271208929	0.735	1
125	S803S-SCL125	S803S-SCL125	7612271208905	0.735	1



Short-circuit current limiter with ring terminal cable connection

Designation [A]	Type designation	Product number	EAN number	Weight [kg]	Pack-aging unit
63	S803S-SCL63-R	2CCS800900R0331	7612271208950	0.735	1
125	S803S-SCL125-R	2CCS800900R0311	7612271208936	0.735	1



Auxiliary contact

Designation	Type designation	Product number	EAN number	Weight [kg]	Pack-aging unit
Auxiliary contact	S800-AUX	2CCS800900R0011	7612271206802	0.049	1



Combined auxiliary and signal contact

Designation	Type designation	Product number	EAN number	Weight [kg]	Pack-aging unit
Auxiliary/signal contact	S800-AUX/ALT	2CCS800900R0021	7612271206819	0.050	1



Separating neutral

Designation	Type designation	Product number	EAN number	Weight [kg]	Pack-aging unit
Separating neutral 63A	S800-NT	2CCS800900R0061	7612271208196	0.115	1



Shunt operation release

Designation	Type designation	Product number	EAN number	Weight [kg]	Pack-aging unit
Shunt operation release 24VAC/DC	S800-SOR24	2CCS800900R0191	7612271208318	0.15	1
Shunt operation release 48...130VAC/DC	S800-SOR130	2CCS800900R0221	7612271208349	0.15	1
Shunt operation release 110...250VAC/DC	S800-SOR250	2CCS800900R0211	7612271208332	0.15	1
Shunt operation release 220...400VAC/DC	S800-SOR400	2CCS800900R0231	7612271208356	0.15	1



Under voltage release

Designation	Type designation	Product number	EAN number	Weight [kg]	Pack-aging unit
Under voltage release 24...36VAC/DC	S800-UVR36	2CCS800900R0241	7612271208363	0.15	1
Under voltage release 48...60VAC/DC	S800-UVR60	2CCS800900R0251	7612271208370	0.15	1
Under voltage release 110...130VAC/DC	S800-UVR130	2CCS800900R0261	7612271208387	0.15	1
Under voltage release 220...250VAC/DC	S800-UVR250	2CCS800900R0271	7612271208394	0.15	1



Rotary drive adapter for 3-4-pole High Performance MCB

Designation	Type designation	Product number	EAN number	Weight [kg]	Pack-aging unit
Rotary Drive	S800-RD	2CCS800900R0041	7612271208172	0.08	1



Anthracite/Standard rotary handle for door assembly

Designation	Type designation	Product number	EAN number	Weight [kg]	Pack-aging unit
Anthracite rotary handle	S800-RHE-H	1SDA060150R1	8015644625771	0.21	1



Red/Emergency rotary handle for door assembly

Designation	Type designation	Product number	EAN number	Weight [kg]	Pack-aging unit
Red rotary handle	S800-RHE-EM	1SDA060151R1	8015644625764	0.21	1


2CCC413064F0001

Axial extension of rotary drive – rotary handle 500mm Designationg	Type designation	Product number	EAN number	Weight [kg]	Packaging unit
Achsverlängerung 500mm	S800-RHE-S	1SDA060179R1	8015644626242	0.190	1

IP54 protection for rotary handle Designation	Type designation	Product number	EAN number	Weight [kg]	Packaging unit
IP54 Kit	S800-RHE-IP54	1SDA060180R1	8015644626259	0.075	1


2CCC413068F0001

Intermediate piece Designation	Type designation	Product number	EAN number	Weight [kg]	Packaging unit
Intermediate Piece 9mm	S800-IP9	2CCS800900R0031	7612271208202	0.011	1


2CCC413066F0001

Padlock device Designation	Type designation	Product number	EAN number	Weight [kg]	Packaging unit
Padlock Lever Lock with 4mm hasp	S800-PLL	2CCS800900R0051	7612271208189	0.0015	10


2CCC413045F0001

Interchangeable adapter kit Designation	Type designation	Product number	EAN number	Weight [kg]	Packaging unit
Cage Terminal	S800-CT2125	2CCS800900R0181	7612271208264	0.034	2
Cage Terminal	S800-CT4125	2CCS800900R0151	7612271208233	0.068	4


2CCC413046F0004

Interchangeable adapter kit Designation	Type designation	Product number	EAN number	Weight [kg]	Packaging unit
Ring Terminal cable connection	S800-RT2125	2CCS800900R0161	7612271208240	0.03	2
Ring Terminal cable connection	S800-RT4125	2CCS800900R0131	7612271208219	0.06	4


2CCC413057F0001

Busbar Designation	Type designation	Product number	EAN number	Weight [kg]	Packaging unit
Busbar 250A	S803-BB250	2CCS800900R0071	7612271208288	1.5	1


2CCC413058F0001

Supply block Designation	Type designation	Product number	EAN number	Weight [kg]	Packaging unit
Busbar Power Connector 120mm^2	S803-BBPC120	2CCS800900R0101	7612271208301	0.46	1


2CCC413059F0001

Contact protection cap Designation	Type designation	Product number	EAN number	Weight [kg]	Packaging unit
Busbar Isolation Cap	S800-BBIC	2CCS800900R0081	7612271208967	0.02	12

End cap Designation	Type designation	Product number	EAN number	Weight [kg]	Packaging unit
End cap	S800-END	2CCS800900R0091	7612271208295	0.04	10

S800-ILS Designation	Type designation	Product number	EAN number	Weight [kg]	Packaging unit
Identification Labeling System 168x6x11.5mm	S800-ILS	2CCS800900R0121	7612271208271	0.011	1


2CCC413051F0001

Quantity Pole	Current-rating [A]	Type designation	Type	Sensi-tivity	Product number	EAN number	Weight [kg]	Pack-aging unit
2	63	DDA802AC-63/0.03	AC	0.03	2CSB802001R1630	8012542919704	0.3	1
2	63	DDA802AC-63/0.3	AC	0.3	2CSB802001R3630	8012542919902	0.3	1
2	63	DDA802A-63/0.03	A	0.03	2CSB802101R1630	8012542920007	0.3	1
2	63	DDA802A-63/0.3	A	0.3	2CSB802101R3630	8012542920205	0.3	1
2	63	DDA802A-63/0.5	A	0.5	2CSB802101R4630	8012542920403	0.3	1
2	63	DDA802AS-63/0.3	AS	0.3	2CSB802201R3630	8012542920601	0.3	1
2	63	DDA802AS-63/1	AS	1	2CSB802201R5630	8012542920809	0.3	1
2	63	DDA802A-63/0.03AP-R	A-AP-R	0.03	2CSB802401R1630	8012542921400	0.3	1


2CCC413052F0001

Quantity Pole	Current-rating [A]	Type designation	Type	Sensi-tivity	Product number	EAN number	Weight [kg]	Pack-aging unit
3	63	DDA803AC-63/0.03	AC	0.03	2CSB803001R1630	8012542922001	0.4	1
3	63	DDA803AC-63/0.3	AC	0.3	2CSB803001R3630	8012542922209	0.4	1
3	63	DDA803A-63/0.03	A	0.03	2CSB803101R1630	8012542922308	0.4	1
3	63	DDA803A-63/0.3	A	0.3	2CSB803101R3630	8012542922506	0.4	1
3	63	DDA803A-63/0.5	A	0.5	2CSB803101R4630	8012542922704	0.4	1
3	63	DDA803AS-63/0.3	AS	0.3	2CSB803201R3630	8012542922902	0.4	1
3	63	DDA803AS-63/1	AS	1	2CSB803201R5630	8012542923206	0.4	1
3	63	DDA803A-63/0.03AP-R	A-AP-R	0.03	2CSB803401R1630	8012542923800	0.4	1


2CCC413053F0001

Quantity Pole	Current-rating [A]	Type designation	Type	Sensi-tivity	Product number	EAN number	Weight [kg]	Pack-aging unit
4	63	DDA804AC-63/0.03	AC	0.03	2CSB804001R1630	8012542924401	0.46	1
4	63	DDA804AC-63/0.3	AC	0.3	2CSB804001R3630	8012542924609	0.46	1
4	63	DDA804A-63/0.03	A	0.03	2CSB804101R1630	8012542924807	0.46	1
4	63	DDA804A-63/0.3	A	0.3	2CSB804101R3630	8012542925002	0.46	1
4	63	DDA804A-63/0.5	A	0.5	2CSB804101R4630	8012542925200	0.46	1
4	63	DDA804AS-63/0.3	AS	0.3	2CSB804201R3630	8012542926207	0.46	1
4	63	DDA804AS-63/1	AS	1	2CSB804201R5630	8012542926504	0.46	1
4	63	DDA804A-63/0.03AP-R	A-AP-R	0.03	2CSB804401R1630	8012542927709	0.46	1



Table of contents

Properties of main devices

Characteristics **2**/2

Special features of the S800S **2**/4

Properties of S800 accessories

S803S-SCL **2**/9

S800-AUX **2**/9

S800-AUX/ALT **2**/10

S800-NT **2**/10

S800-SOR **2**/11

S800-UVR **2**/11

S800 busbar system **2**/11

S800-RD **2**/11

S800-IP9 ..... **2**/11

S800-PLL **2**/12

S800-CT, -RT **2**/12

S800-ILS **2**/12

DDA800 ..... **2**/13

High Performance MCBs

Characteristics

Characteristics

B



2CCC413001F0002

Tripping characteristics B
Thermal tripping 1.13...1.45 · I_n
Electromagnetic tripping
3...5 · I_nAC
Calibration temperature 30 °C

As main circuit-breakers for electric circuits which supply loads that produce no, or only very low current peaks (boilers, electric heating, cookers).

C



2CCC413005F0002

Tripping characteristics C
Thermal tripping 1.13...1.45 · I_n
Electromagnetic tripping
5...10 · I_nAC
Calibration temperature 30 °C

As "standard" miniature circuit-breakers which supply consumers which produce current peaks as standard in inductive devices (TVs, fluorescent tubes, light bulbs) as well as for electric socket circuits in systems used commercially.

D



2CCC413009F0002

Tripping characteristics D
Thermal tripping 1.13...1.45 · I_n
Electromagnetic tripping
10...20 · I_nAC
Calibration temperature 30 °C

As main circuit-breakers for electric circuits which supply loads that produce extremely high current peaks (transformers, condenser batteries).
As main circuit-breakers which are upstream of other miniature circuit-breakers (consumer overcurrent circuit-breaker).

K



2CCC413013F0001

Tripping characteristics K
Thermal tripping 1.05...1.2 · I_n
Electromagnetic tripping
13 · I_nAC
Calibration temperature 40 °C

Device protection, various nominal tripping current ranges allow the protection function to be adapted to individual devices, motors or system parts.

UCB



2CCC413223F0001

Tripping characteristics UCB
Thermal tripping 1.05...1.3 · I_n
Electromagnetic tripping
6 · I_nDC
Calibration temperature 30°C

Device protection (independent of polarity) in DC systems of up to 750 V = with a time constant of 15 ms (emergency networks, electroplating, etc.).

UCK



2CCC413227F0001

Tripping characteristics UCK
Thermal tripping 1.05...1.2 · I_n
Electromagnetic tripping
11 · I_nDC
Calibration temperature 40 °C

Tripping characteristics

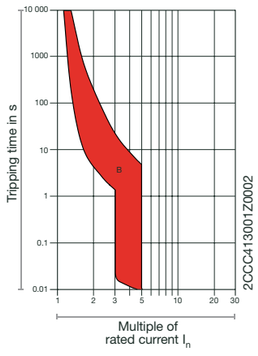

2CCC413001Z0002

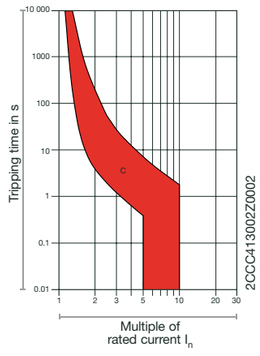

2CCC413002Z0002

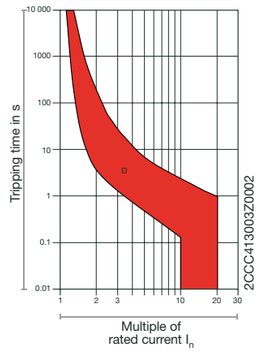

2CCC413003Z0002

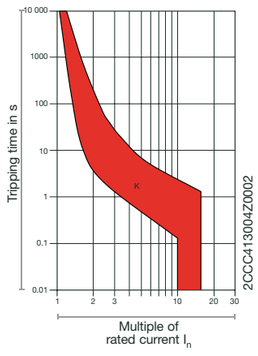

2CCC413004Z0002

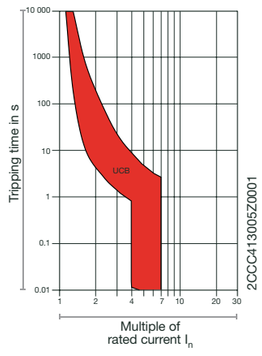

2CCC413005Z0001

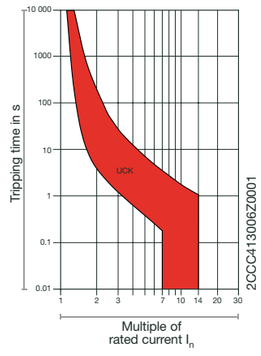

2CCC413006Z0001

Tripping behaviour of various characteristics in accordance with EN 60898-1

Charac-teristics	Current	Thermal release: Small tripping current	Thermal release: Large tripping current	Magentic release: Small tripping current	Magentic release: Large tripping current
B	10...80A	1.13 x I_n	1.45 x I_n	3 x In	5 x In
C	10...80A	1.13 x I_n	1.45 x I_n	5 x In	10 x In
D	10...80A	1.13 x I_n	1.45 x I_n	10 x In	20 x In

Tripping behaviour of various characteristics in accordance with IEC 60947-2

Charac-teristics	Current	Thermal release: Small tripping current	Thermal release: Large tripping current	Magentic release: Small tripping current
B	10...125A	1.05 x I_n	1.3 x I_n	4 x In
C	10...125A	1.05 x I_n	1.3 x I_n	8 x In
D	10...125A	1.05 x I_n	1.3 x I_n	13 x In
K	10...125A	1.05 x I_n	1.2 x I_n	13 x In
KM	20...63A			13 x In
UCB	10...125A	1.05 x I_n	1.3 x I_n	6 x In
UCK	10...125A	1.05 x I_n	1.2 x I_n	11 x In

Properties

Special features of the S800S


2CCC413001F0002

The new S800S: with innovative safety

High Performance MCBs of the S800S series limit energy and power in the event of a short-circuit cut-off. The specially developed double arc chamber system ensures these outstanding operating properties. Other outstanding properties of the S800S are:

- **Convincing:** selectivity to upstream overcurrent protection equipment due to a total cut-off time of just ≤ 2.5 ms.
- **Safe:** Outstanding back-up protection thanks to the feature of limiting energy to a value of ≤ 100 000 A^2s (125A/50kA). In the event of short-circuits, there is low loading of the power circuit and the point of damage thanks to great limiting of the permeance $\int i^2dt$ value for heating effect of current.
- **Loading capabilities:** up to 125A rated current I_n
- **Tested:** 50kA rated ultimate short-circuit breaking capacity I_{cu}
- **Optional:** characteristics B, C, D, K, KM, UCB, UCK (UL489 series currently being prepared).
- **Compact:** the tiniest of dimensions.
- **Flexible:** accessories are fitted by the customer.
- **Optimum:** the new S800S is the perfect supplement to the existing ABB low-voltage range.

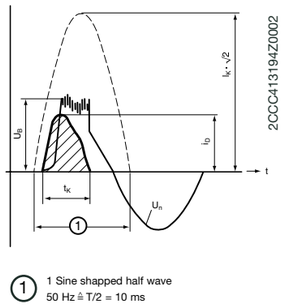

2CCC413194Z0002

1 Sine shapped half wave
50 Hz ≙ T/2 = 10 ms

Brief description

High Performance MCB's of the S800 series have a current-limiting effect. They have two different trip releases acting on the contact mechanism:

1. the delayed thermal release providing overload protection
2. the electromechanical instantaneous release with 'hammer trip' solenoid providing short-circuit protection.

$I_k \times \sqrt{2}$ = Peak value of prospective fault current
i_D = Max. let-through current of S800 High Performance MCBs
U_n = Supply voltage
U_B = Build-up and collapse of arc voltage of device
t_K = Operating time of device


2CCC413038F0002


2CCC413046F0004


2CCC413039F0004

Does not let go: the interchangeable terminal adapter

The standard S800S equipment with interchangeable load and line terminal adapter for strands, cables and rigid conductors guarantees a high level of flexibility and convenience. Rapid and secure connecting-up of conductors is ensured thanks to the 'embodied terminal shutter' integrated in the terminal body; this prevents the connections being connected to the wrong terminals. When ordering, customers can select between a cage terminal or ring terminal cable connection Regardless of which version you select (cage terminal or ring terminal cable connection): In both cases, the interchangeable terminal adapter has a separate flat plug connection (6.3mm) at the incoming and load ends. Regardless of the conductor cross-section attached, this connection also allows conductors with small cross-sections of up to 2.5mm^2 and 6A to be connected up.



2CCC413041F0002

On the safe side: operating status display

The mechanical drive of the circuit-breakers from the S800 series is fitted with a trip-free release. This therefore breaks the circuit regardless of the force or speed of actuation acting on the actuation lever. The indexing position display reliably shows the precise position of the moving contacts at all times. The trip position indicator functions as an additional indicator of tripping so that the reason for the circuit being broken can be quickly seen. Since the shift lever moves into the centre position in the event of thermal or magnetic tripping, the user can see at a glance that an error status has occurred and can initiate the appropriate actions.
*Central position of shift lever, see photo

Reliable: the disconnector properties

When in the Off position (0-position), the S800 High Performance MCB guarantees the safe electrical separation of power circuits in accordance with the IEC 60947-2 standard

Flexible: installation

The S800 MCBs can be fitted directly on the DIN top hat rails in any position without their characteristic values being impaired. Since the pole dimensions are identical for all rated currents, this simplifies installation in standard systems.


2CCC413206F0001

Extra safe: protection against fire and smoke in accordance with NF F 16-101 and NF F 16-102 (prEN45545-2)

As standard, the S800 High Performance MCB satisfies the requirements of the prEN45545-2 standard (Railway applications – Fire protection on railway vehicles – Part 2: Requirements for fire behaviour of materials and components). fire performance requirements of materials and components). The standard is based on the French standard NF F16-101/ NF F16-102 and places new requirements on the fire performance of the materials used. The main focus in terms of protection against fire concentrates on the following points:

- flame propagation
- rate of heat release
- development of smoke
- toxicity

The S800 High Performance MCB satisfies the following classification in accordance with NF F 16-101 and NF F 16-102:

- I3F2
  I3 No residual flames at 850°C
  F2 index for smoke density and toxicity ≤40

Properties

Special features of the S800S



2CCC413223F0001

1. Choice: also available as DC High Performance MCB

The DC High Performance MCB S800S-UC is at home in a large number of DC applications. Thanks to their high rated operating voltage of up to 750VDC, extending, of course, over the full nominal current range of up to 125A, the versions with UCB and UCK characteristics are perfectly suited to all possible DC applications with an ultimate short-circuit breaking capacity of 50kA and an independent polarity connection. Such applications include e.g.

- DC train
- Galvanic applications
- Photovoltaics

Earthed DC-networks

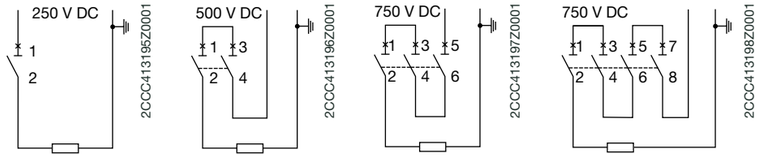

Un-earthed DC-networks

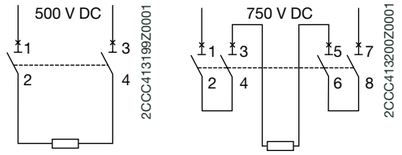

Unique: conformity with standards and quality assurance

Both the S800 MCB and its accessories correspond to the international EN/IEC 60898-1 and IEC 60947-2 standards. Conformity with the aforementioned product standards and guidelines is certified by electrosuisse, a member of the IECEE. The quality assurance system of ABB Schweiz AG CMC Low Voltage Products corresponds to the international standard ISO 9001:2000. The efforts of ISO14001-certified ABB Schweiz AG CMC Low Voltage Products in the area of environmental protection are however not limited merely to keeping to international standards, we are also actively and voluntarily committed to environmental protection and have as confirmation of achieving our targets linked with the reduction of CO2 emissions received the EnAW label from the Swiss Energy Agency. In order to keep this label, we undergo an independent examination every two years.

We feel committed to an integral approach to reducing pollution which is clearly reflected in our choice of plastics (choosing those without toxic objections), packing materials which can be recycled and the way we work with resources in an environmentally-aware manner.



2CCC413221F0001

2CCC413222F0001

2CCC413219F0001

2CCC413261F0001

2CCC413260F0001

2CCC413244F0001

2CCC413243F0001

2CCC413242F0001

2CCC413241F0001

Fitting options

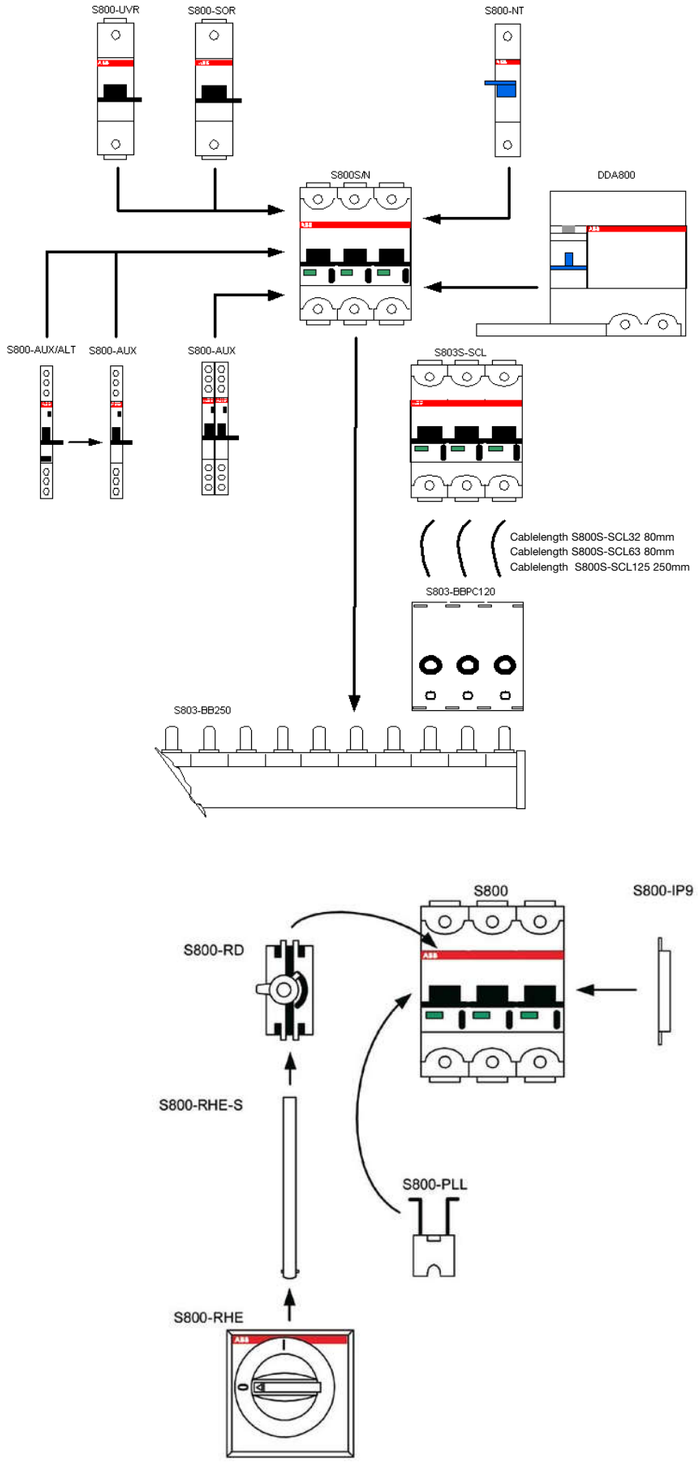

2CCC413057Z0002

S803S-SCL

Short-Circuit current Limiter

When combined with a S803S-SCL, the S803S enables the reliable cut-off of short-circuit currents of up to **100kA**, at an operating voltage of 440VAC and, of course, does so over the full nominal current range of up to 125A.
For applications at 690VAC, the S803S-SCL combination guarantees reliable short-circuit protection up to **50kA**. Again here, this protection is provided over the full nominal current range of up to 125A, as is typical of the S800.

Example combinations	Rated operating voltage U_e	Ultimate short-circuit-breaking capacity I_{cu}	Operating short-circuit-breaking capacity I_{cs}
S803S-SCL125 +	440VAC	100kA	100kA
S803S-C125	690VAC	50kA	50kA
S803S-SCL63 +	440VAC	100kA	100kA
S803S-K63	690VAC	50kA	50kA
S803S-SCL32 +	440VAC	100kA	100kA
S803S-B16	690VAC	50kA	50kA

Single protection

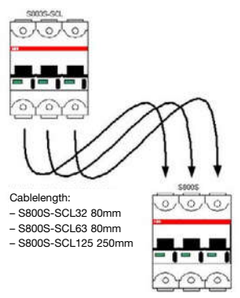

2CCC413205Z0001

Group protection

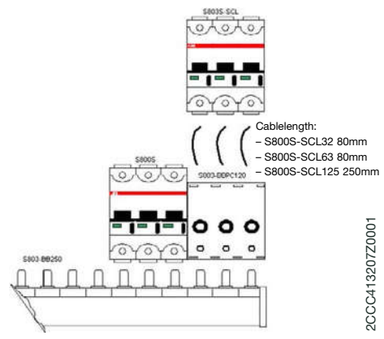

2CCC413207Z0001

Group protection

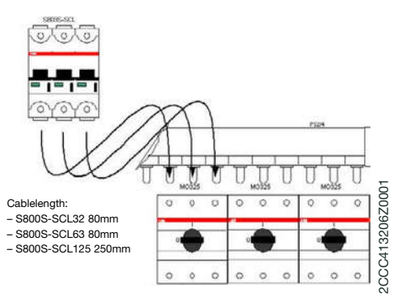

2CCC413206Z0001



2CCC413069F0001

S800-AUX

Auxiliary contact for external display

The S800-AUX auxiliary contact serves as an electrical indication of the operating status of the High Performance MCB. The two changeover contacts always switch at the same time as the pole contacts and can detect the following operating states:
- manual tripping
- tripping as a result of thermal overload
- tripping as a result of magnetic overload (short-circuit)

Function of the test button
The test button, which can be operated using a tool, allows the user to simulate the function of the auxiliary contact without tripping the High Performance MCB itself.

Function of the two changeover contacts
- Off position of High Performance MCB contacts 11–12 and 21–22 closed
- On position of High Performance MCB contacts 11–14 and 21–24 closed

Options for fitting the auxiliary contact
- The user can fit two S800-AUX auxiliary contacts to the left side of the High Performance MCB.



2CCC413070F0001

S800-AUX/ALT

Combined auxiliary and signal contact for external display

The combined S800-AUX/ALT auxiliary and signal contact serves as an electric indication of the operating status of the High Performance MCB.
The **AUX** auxiliary contact always switches at the same time as the main contacts of the High Performance MCB and can detect the following forms of tripping:
- manual tripping
- tripping as a result of thermal overload
- tripping as a result of a magnetic overload (short-circuit)

The **ALT** signal contact can detect the following forms of High Performance MCB tripping:
- tripping as a result of thermal overload
- tripping as a result of a magnetic overload (short-circuit)

Function of the test button
The test button, which can be operated using a tool, allows the user to simulate the function of the combined auxiliary and signal contact without tripping the High Performance MCB itself.

Function of the ALT reset button
The reset button which can be operated in any way, resets the **ALT** signal contact after tripping. The high performance MCBs are activated regardless of the status of the **ALT** signal contact.

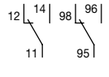

Function of the AUX changeover contact

■ Off position of High Performance MCB	contacts 11–12 closed
■ On position of High Performance MCB	contacts 11–14 closed

Function of the ALT changeover contact

■ No ALT tripping	contacts 95–98 closed
■ ALT tripping	contacts 95–96 closed

Options for fitting the combined S800-AUX/ALT contact
- The user can fit a combined auxiliary and signal contact to the left side of the High Performance MCB.



2CCC413067F0001

S800-NT

Separating neutral 63A

The S800 High Performance MCB is forced open before the S800-NT separating neutral is activated.

Options for fitting the S800-NT separating neutral
- The user can fit the neutral to the right side of the High Performance MCB.



2CCC413239F0001

S800-SOR

Shunt operation release

The S800-SOR serves for remote tripping of the S800- High Performance MCB by means of an electrical pulse. Operation of the shunt operating release is guaranteed for a voltage between 70% and 110% of the rated supply voltage Un, both in alternating and direct current.

Options for fitting the S800-SOR shunt operation release
- The user can fit the S800-SOR to the left side of the High Performance MCB.



2CCC413240F0001

S800-UVR

Undervoltage release

The S800-UVR can be specially used as EMERGENCY STOP with a suitable EMERGENCY STOP button. The undervoltage release opens the S800- High Performance MCB release due to lack of the supply voltage or voltage drops to values under 0.7x Un. After tripping it is possible to switch on the S800- High Performance MCB from a voltage higher than 0.85x Un.

Options for fitting the S800-UVR undervoltage release
- The user can fit the S800-UVR to the left side of the High Performance MCB.



2CCC413060F0001

S800 busbar system

The S800 busbar system consists of:

S803-BB250	250A Bus-Bar, 3-pole with 24 terminal lugs and 2 end caps
S803-BBPC120	120mm^2 Bus-Bar Power Connector, 3-pole
S800-BBIC	Optional Bus-Bar Isolation Cap for exposed terminal lugs
S800-END	Optional end cap

The busbar which can be trimmed by the user enables the safe and rational connecting up of S800 MCBs. A cable cross-section of up to 120mm^2 can be connected to the busbar power connector.
On request S800 adapters for Unifix H busbar system are available.

Options for fitting the S800 busbar system
- The user can fit the S800-BB250 to the load side of the High Performance MCB.



2CCC413062F0001

S800-RD

Rotary drive

The rotary drive can be supplied for assembly on the control panel door.. Thanks to the ergonomic shape of the rotary handle, switching is almost effortless. The handle has a lock for the OFF position which prevents the power switch from being switched on when in this position. Up to 3 padlocks with a bracket diameter of 7 mm (not within scope of delivery) can be fitted in the lock's longitudinal hole. This does not prevent the breaker from being operated or the parameters from being viewed. A rotary handle for switching machines can also be supplied. This features a red/emergency handle on a yellow base.
The rotary handle drive on the control panel door consists of the following three components:

■ Rotary handle	S800-RHE-H, -EM
■ Rod (500mm)	S800-RHE-S



2CCC413068F0001

S800-IP9

Intermediate Piece

The S800-IP9 intermediate piece corresponds to the profile of the High Performance MCB and is used to fill empty spaces left by devices. Thanks to its width of 9mm, this intermediate piece can be used to fill the spaces of all units of the S800 range.



2CCC413066F0001

S800-PLL
Padlock Lever Lock

Padlock device S800-PLL reliably prevents unwanted activation and deactivation. Simply guide the padlock device bracket through the holes provided on the High Performance MCBs and lock with a padlock (bracket size Ø 4mm – not included in scope of delivery). Even if the High Performance MCB is protected against undesirable cut-offs using a locking fixture, tripping in cases of overload or short-circuits as well as by S800-SOR, S800-UVR and DDA800 may of course still occur.



2CCC413045F0001



2CCC413046F0004

S800-CT, -RT
Interchangeable adapter kit

The S800 interchangeable adapter kit allows the cage terminal – ring terminal cable connection terminal parts to be interchanged on devices with a nominal current of $I_n \geq 40A$.
Ring terminal cable connection -> cage terminal connection
The scope of supply for the S800-CT interchangeable adapter kit includes:
- cage terminal
- insulating body

Cage terminal connection -> ring terminal cable connection
The scope of supply for the S800-RT interchangeable adapter kit includes:
- nut, insulation nut – terminal, socket head screw (5mm socket head)
- insulating body with 25mm insulation panels

S800-ILS
Identification Labeling System

The individual identification labelling system for ILS inscribed panels is a DIN A5 polyester film for inkjet and laser printers with resistance to high temperatures. (If using laser printers, please check whether self-adhesive films with a thickness of 250 microns can be printed). The adhesive coating 3M™9471 LE is UL-certified in file reference MH 11410. The individual panels are pre-stamped on one side. They can be inscribed by hand using ink, biro, pencil and felt tip pen.



2CCC413051F0001



2CCC413054F0001

DDA800
Residual current device

The S800 High Performance MCB allows residual current devices from the DDA800 family to be connected. The DDA800 can be used with sinusoidal alternating residual currents (AC type) and with pulsating DC residual currents (A type). Typically ABB: Selective and briefly delayed devices are also available. The operability of the switching device can be checked at any time using the test probe. The DDA800 RCD switches ensure effective protection against the risk of fire and explosion. Fixtures with $I_n \leq 30mA$ provide people with guaranteed protection from dangerous currents through the body in the event of indirect and direct contact. They supplement the obligatory safety measures specified in health and safety at work and accident prevention rulings.
The DDA800 blocks satisfy the following standard:
- EN 60947-2 Annex B

Options for fitting the DDA800 residual current breaker
- The user can fit the residual current breaker to the right on the pole conductor.



Table of contents

Technical data

S800S **3**/2
S800N **3**/4
Accessories **3**/6

230V Let-through energies

S800S-B, -C, -D, -K **3**/10
S800N-B, -C, -D **3**/11

230V Let-through current

S800S-B, -C, -D, -K **3**/12
S800N-B, C, D **3**/13

Back-up

S800S-S60, -S200, -S200M, -S200P **3**/14
S800S-S260, -S270 ..... **3**/15
S800S-S280, -S400E/S450E **3**/16
S800S-S400M/S450M **3**/17
Tmax **3**/17
S800N-S60, -S200, -S200M, -S200P **3**/18
S800N-S260, -S270 ..... **3**/19
S800N-S280, -S400E/S450E **3**/20
S800N-S400M/S450M **3**/21

Selectivity

S800S-S200 ..... **3**/22
S800S-S200M **3**/24
S800S-S200P **3**/26
S800S-S400E/S450E **3**/28
S800S-S400M/S450M **3**/30
Tmax **3**/32
S800N-S200 ..... **3**/34
S800N-S200M **3**/36
S800N-S200P **3**/38
S800N-S400E/S450E **3**/40
S800N-S400M/S450M **3**/42
Tmax **3**/44

Characteristics		S800S B, C, D	K	KM	UCB, UCK
Max. rated continuous current I_n	[A]	10...125	10...125	20...63	10...125
Poles		1...4	1...4	3	1...4
Rated operating voltage U_e					
(AC) 50/60Hz	[V]	400/690	400/690	400/690	-
(DC)/pole	[V]	-	-	-	250
Rated insulation voltage U_i	[V]	690	690	690	250[2]
Rated impulse withstand voltage U_{imp}	[kV]	8	8	8	8
Ultimate short-circuit breaking capacity I_{cu} in accordance with IEC 60947-2					
(AC) 50/60Hz 240/415V	[kA]	50	50	50	-
(AC) 50/60Hz 254/440V (10...80A)	[kA]	30	30	30	-
(AC) 50/60Hz 254/440V (100...125A)	[kA]	30	30	30	-
(AC) 50/60Hz 289/500V (10...63A)	[kA]	15	15	15	-
(AC) 50/60Hz 289/500V (80A)	[kA]	15	15	15	-
(AC) 50/60Hz 289/500V (100...125A)	[kA]	10	10	10	-
(AC) 50/60Hz 400/690V (10...80A)	[kA]	6	6	6	-
(AC) 50/60Hz 400/690V (100...125A)	[kA]	4.5	4.5	4.5	-
(DC) 250V (1-pole)	[kA]	-	-	-	50
(DC) 500V (2-pole)	[kA]	-	-	-	50
(DC) 750V (3-pole)	[kA]	-	-	-	50
(DC) 750V (4-pole)	[kA]	-	-	-	50
Rated short-circuit breaking capacity I_{cn} in accordance with EN 60898-1					
(AC) 50/60Hz 240/415V (up to 80A)	[kA]	25	-	-	-
Service short-circuit breaking capacity I_{cs} in accordance with IEC 60947-2				-	-
(AC) 50/60Hz 240/415V	[kA]	40	40	40	-
(AC) 50/60Hz 254/440V (10...80A)	[kA]	22.5	22.5	22.5	-
(AC) 50/60Hz 254/440V (100...125A)	[kA]	15	15	15	-
(AC) 50/60Hz 289/500V (10...63A)	[kA]	11	11	11	-
(AC) 50/60Hz 289/500V (80A)	[kA]	8	8	8	-
(AC) 50/60Hz 289/500V (100...125A)	[kA]	5	5	5	-
(AC) 50/60Hz 400/690V (10...80A)	[kA]	4	4	4	-
(AC) 50/60Hz 400/690V (100...125A)	[kA]	3	3	3	-
(DC) 250V (1-pole)	[kA]	-	-	-	50
(DC) 500V (2-pole)	[kA]	-	-	-	50
(DC) 750V (3-pole)	[kA]	-	-	-	50
(DC) 750V (4-pole)	[kA]	-	-	-	50
Service short-circuit breaking capacity I_{cs} in accordance with EN 60898-1					
(AC) 50/60Hz 240/415V (up to 80A)	[kA]	12.5	-	-	-
Rated frequency	[Hz]	50/60, (16 2/3)[1]	50/60, (16 2/3)[1]	50/60	-
Total breaking time (240/415V; 50kA)	[ms]	≤2.5			
Mounting position		any			
Disconnector properties according to IEC 60947-2		yes			
Standards		IEC 60947-2			
		EN 60898-1	-	-	-
Connections Cu (10...32A)	[mm²]	1...25 strand	1...25 strand	1...25 strand	1...25 strand
		1...35 cable	1...35 cable	1...35 cable	1...35 cable
Connections Cu (40...125A)	[mm²]	6...50 strand	6...50 strand	6...50 strand	6...50 strand
		6...70 cable	6...70 cable	6...70 cable	6...70 cable
Tightening torque	[Nm]	min. 3 / max. 4			
AC/DC supply		any			
Mounting on DIN top hat rail		EN 60715			
Permissible ambient temperature for operations	[°C]	-25...+60			
Storage temperature	[°C]	-40...+70			
Type of protection		IP20			
		IP40 (only actuation side)			
Classification in accordance with NF F 16-101, NF F 16-102		I3F2			
Resistance to vibration		IEC 60068-2-27; IEC 60068-2; EN 61373 Cat.1/class B			

[1] On request
[2] (DC)/pole

Internal resistances and power losses at 25°C Ambient temperature

Rated current I_n [A]	Internal resistance Ri [mΩ]			Power loss Pv [W]		
	B C D K	KM	UCB UCK	B C D K	KM	UCB UCK
10	15.2	-	15.2	1.5	-	1.5
13	12.1	-	12.1	2.0	-	2.0
16	12.1	-	12.1	3.1	-	3.1
20	8.7	2.7	8.7	3.5	1.1	3.5
25	6.8	3.0	6.8	4.2	1.9	4.2
32	3.1	1.7	3.1	3.1	1.7	3.1
40	2.3	1.6	2.3	3.7	2.6	3.7
50	1.7	1.1	1.7	4.3	2.8	4.3
63	1.6	1.0	1.6	6.2	4.0	6.2
80	1.0	-	1.0	6.4	-	6.4
100	0.8	-	0.8	8.3	-	8.3
125	0.6	-	0.6	9.4	-	9.4

Influence of ambient temperature

Devices fitted individually (details in A)

S800S-B, -C, -D, -UCB

In [A]	10°C	15°C	20°C	25°C	30°C	35°C	40°C	45°C	50°C	55°C	60°C
10	11.2	11.0	10.7	10.4	10.0	9.6	9.3	9.0	8.7	8.4	8.0
13	14.6	14.3	13.9	13.5	13.0	12.5	12.1	11.7	11.3	10.9	10.4
16	17.9	17.6	17.1	16.6	16.0	15.4	14.9	14.4	13.9	13.4	12.8
20	22.4	22.0	21.4	20.8	20.0	19.2	18.6	18.0	17.4	16.8	16.0
25	28.0	27.5	26.8	26.0	25.0	24.0	23.3	22.5	21.8	21.0	20.0
32	35.8	35.2	34.2	33.3	32.0	30.7	29.8	28.8	27.8	26.9	25.6
40	44.8	44.0	42.8	41.6	40.0	38.4	37.2	36.0	34.8	33.6	32.0
50	56.0	55.0	53.5	52.0	50.0	48.0	46.5	45.0	43.5	42.0	40.0
63	70.6	69.3	67.4	65.5	63.0	60.5	58.6	56.7	54.8	52.9	50.4
80	89.6	88.0	85.6	83.2	80.0	76.8	74.4	72.0	69.6	67.2	64.0
100	112.0	110.0	107.0	104.0	100.0	96.0	93.0	90.0	87.0	84.0	80.0
125	140.0	137.5	133.8	130.0	125.0	120.0	116.3	112.5	108.8	105.0	100.0

S800S-K, -UCK

In [A]	10°C	15°C	20°C	25°C	30°C	35°C	40°C	45°C	50°C	55°C	60°C
10	11.9	11.6	11.2	11.0	10.7	10.4	10.0	9.6	9.3	9.0	8.7
13	15.6	15.1	14.6	14.3	13.9	13.5	13.0	12.5	12.1	11.7	11.3
16	19.1	18.6	17.9	17.6	17.1	16.6	16.0	15.4	14.9	14.4	13.9
20	23.9	23.2	22.4	22.0	21.4	20.8	20.0	19.2	18.6	18.0	17.4
25	29.9	29.1	28.0	27.5	26.8	26.0	25.0	24.0	23.3	22.5	21.8
32	38.2	37.2	35.8	35.2	34.2	33.3	32.0	30.7	29.8	28.8	27.8
40	47.8	46.5	44.8	44.0	42.8	41.6	40.0	38.4	37.2	36.0	34.8
50	59.7	58.1	56.0	55.0	53.5	52.0	50.0	48.0	46.5	45.0	43.5
63	75.3	73.2	70.6	69.3	67.4	65.5	63.0	60.5	58.6	56.7	54.8
80	95.6	93.0	89.6	88.0	85.6	83.2	80.0	76.8	74.4	72.0	69.6
100	119.5	116.2	112.0	110.0	107.0	104.0	100.0	96.0	93.0	90.0	87.0
125	149.4	145.3	140.0	137.5	133.8	130.0	125.0	120.0	116.3	112.5	108.8

		S800N
Characteristics		B, C, D
Max. rated continuous current I_n	[A]	10...125
Poles		1...4
Rated operating voltage U_e		
(AC) 50/60Hz	[V]	400/690
(DC)/pole	[V]	-
Rated insulation voltage U_i	[V]	690
Rated impulse withstand voltage U_{imp}	[kV]	8
Ultimate short-circuit breaking capacity I_{cu} in accordance with IEC 60947-2		
(AC) 50/60Hz 240/415V	[kA]	36
(AC) 50/60Hz 254/440V (10...80A)	[kA]	20
(AC) 50/60Hz 254/440V (100...125A)	[kA]	20
(AC) 50/60Hz 289/500V (10...63A)	[kA]	10
(AC) 50/60Hz 289/500V (80A)	[kA]	10
(AC) 50/60Hz 289/500V (100...125A)	[kA]	10
(AC) 50/60Hz 400/690V (10...80A)	[kA]	4.5
(AC) 50/60Hz 400/690V (100...125A)	[kA]	4.5
Rated short-circuit breaking capacity I_{cn} in accordance with EN 60898-1		
(AC) 50/60Hz 240/415V (up to 80A)	[kA]	25
Service short-circuit breaking capacity I_{cs} in accordance with IEC 60947-2		
(AC) 50/60Hz 240/415V	[kA]	30
(AC) 50/60Hz 254/440V (10...80A)	[kA]	15
(AC) 50/60Hz 254/440V (100...125A)	[kA]	10
(AC) 50/60Hz 289/500V (10...63A)	[kA]	8
(AC) 50/60Hz 289/500V (80A)	[kA]	5
(AC) 50/60Hz 289/500V (100...125A)	[kA]	5
(AC) 50/60Hz 400/690V (10...80A)	[kA]	3
(AC) 50/60Hz 400/690V (100...125A)	[kA]	3
Service short-circuit breaking capacity I_{cs} in accordance with EN 60898-1		
(AC) 50/60Hz 240/415V (up to 80A)	[kA]	12.5
Rated frequency	[Hz]	50/60
Total breaking time (240/415V; 36kA)	[ms]	≤2.5
Mounting position		any
Disconnector properties according to IEC 60947-2		yes
Standards		IEC 60947-2 EN 60898-1
Connections Cu (10...32A)	[mm^2]	1...25 strand 1...35 cable
Connections Cu (40...125A)	[mm^2]	6...50 strand 6...70 cable
Tightening torque	[Nm]	min. 3 / max. 4
Supply AC		any
Mounting on DIN top hat rail		EN 60715
Permissible ambient temperature for operations	[°C]	-25...+60
Storage temperature	[°C]	-40...+70
Type of protection		IP20 IP40 (only actuation side)
Classification in accordance with NF F 16-101, NF F 16-102		I3F2

Internal resistances and power loss at 25°C Ambient temperature

Rated current I_n [A]	Internal resistance Ri [mΩ]	Power loss Pv [W]
	B C D	B C D
10	15.2	1.5
13	12.1	2.0
16	12.1	3.1
20	8.7	3.5
25	6.8	4.2
32	3.1	3.1
40	2.3	3.7
50	1.7	4.3
63	1.6	6.2
80	1.0	6.4
100	0.8	8.3
125	0.6	9.4

Influence of ambient temperature

Devices fitted individually (details in A)

S800N-B, C, D

In [A]	10°C	15°C	20°C	25°C	30°C	35°C	40°C	45°C	50°C	55°C	60°C
10	11.2	11.0	10.7	10.4	10.0	9.6	9.3	9.0	8.7	8.4	8.0
13	14.6	14.3	13.9	13.5	13.0	12.5	12.1	11.7	11.3	10.9	10.4
16	17.9	17.6	17.1	16.6	16.0	15.4	14.9	14.4	13.9	13.4	12.8
20	22.4	22.0	21.4	20.8	20.0	19.2	18.6	18.0	17.4	16.8	16.0
25	28.0	27.5	26.8	26.0	25.0	24.0	23.3	22.5	21.8	21.0	20.0
32	35.8	35.2	34.2	33.3	32.0	30.7	29.8	28.8	27.8	26.9	25.6
40	44.8	44.0	42.8	41.6	40.0	38.4	37.2	36.0	34.8	33.6	32.0
50	56.0	55.0	53.5	52.0	50.0	48.0	46.5	45.0	43.5	42.0	40.0
63	70.6	69.3	67.4	65.5	63.0	60.5	58.6	56.7	54.8	52.9	50.4
80	89.6	88.0	85.6	83.2	80.0	76.8	74.4	72.0	69.6	67.2	64.0
100	112.0	110.0	107.0	104.0	100.0	96.0	93.0	90.0	87.0	84.0	80.0
125	140.0	137.5	133.8	130.0	125.0	120.0	116.3	112.5	108.8	105.0	100.0

Electrical properties

Auxiliary contact S800-AUX

Utilisation category		AC15 400/2A AC15 240/6A DC13 250/0.55A DC13 125V/1.1A DC13 60V/2A DC13 24V/4A
Continuous thermal current I_n	[A]	6
Rated insulation voltage U_i	[V]	690
Number of contacts		2
Rated impulse withstand voltage U_{imp}	[kV]	6
Pollution degree		3
Function of contact		Changeover contacts
Connection Cu	[mm^2]	1 x 2.5 2 x 1.5
Tightening torque	[Nm]	1
AC/DC supply		any
Mounting on DIN top hat rail		EN 60715
Type of protection		IP20
Permissible ambient temperature for operations	[°C]	-25...+60
Storage temperature	[°C]	-40...+70
Mech. device service life		6000 switching cycles
I_{cu} with S450E	[A]	1000
Resistance to vibration		IEC 60068-2-6; EN 61373 Cat.1/class B 5g, 20 frequency cycle 5...150...5Hz at 24V AC/DC, 5mA brief interrupt <10ms

Combined auxiliary and signal contact S800 AUX/ALT

Utilisation category		AC15 400/2A AC15 240/6A DC13 250/0.55A DC13 125V/1.1A DC13 60V/2A DC13 24V/4A
Continuous thermal current I_n	[A]	6
Rated insulation voltage U_i	[V]	690
Number of contacts		2 (1x AUX, 1 x AUX/ALT)
Rated impulse withstand voltage U_{imp}	[kV]	6
Pollution degree		3
Function of contact		Changeover contacts
Connection Cu	[mm^2]	1 x 2.5 2 x 1.5
Tightening torque	[Nm]	1
AC/DC supply		any
Mounting on DIN top hat rail		EN 60715
Type of protection		IP20
Permissible ambient temperature for operations	[°C]	-25...+60
Storage temperature	[°C]	-40...+70
Mech. device service life		6000 switching cycles
I_{cu} with S450E	[A]	1000
Resistance to vibration		IEC 60068-2-6; EN 61373 Cat.1/class B 5g, 20 frequency cycle 5...150...5Hz at 24V AC/DC, 5mA brief interrupt <10ms

Technical data

Accessories

Electrical properties

Shunt Operation Release S800-SOR

		S800-SOR24	S800-SOR130	S800-SOR250	S800-SOR400
Rated voltage U_e	[VAC/DC]	24	48...130	110...250	220...400
Operating range	[%] Ue		70...110		
Rated insulation voltage U_i	[V]		690		
Coil pull in consumption	[W/VA]	16.6	41.9...307.3	23...119	45...148.1
Rated frequency	[Hz]		DC; 50/60		
Pollution degree			3		
Connection Cu	[mm^2]		1...25 strand 1...35 cable		
Tightening torque	[Nm]		min.3/ max.4		
AC/DC supply			any		
DIN top hat rail			EN 60715		
Type of protection			IP20 IP40 (only actuation side)		
Permissible ambient temperature of operations	[°C]		-25...+60		
Storage temperature	[°C]		-40...+70		
Resistance to vibration			IEC 60068-2-6; EN61373 Cat.1/class B		

Undervoltage Release S800-UVR

		S800-UVR36	S800-UVR60	S800-UVR130	S800-UVR250
Rated voltage U_e	[VAC/DC]	24...36	48...60	110...130	220...250
Operating range					
Operating opening	[%] Ue		35...70		
Operating closing	[%] Ue		85		
Rated insulation voltage U_i	[V]		690		
Coil pull in consumption	[W/VA]	1.11...1.14	1.14...1.25	1.3...1.41	1.71...1.91
Rated frequency	[Hz]		DC; 50/60		
Pollution degree			3		
Connection Cu	[mm^2]		1...25 strand 1...35 cable		
Tightening torque	[Nm]		min.3/ max.4		
AC/DC supply			any		
DIN top hat rail			EN 60715		
Type of protection			IP20 IP40 (only actuation side)		
Permissible ambient temperature of operations	[°C]		-25...+60		
Storage temperature	[°C]		-40...+70		
Resistance to vibration			IEC 60068-2-6; EN61373 Cat.1/class B		

Electrical properties

Bus-Bar S803-BB250

Max. rated continuous current I_n		
Side supply	[A]	125
Central supply	[A]	250
Conditional short circuit current I_p	[kA eff]	100 protected by T_{max}
Poles		3
Rated operating voltage U_e		
(AC) 50/60Hz	[V]	400/690
Rated insulation voltage U_i	[V]	690
Rated impulse withstand voltage U_{imp}	[kV]	8
Rated frequency	[Hz]	50
Standards		EN 60439-2:2000
Material of the bars		E-Cu 58 half-hard rolled F25
Material of the insulation profile		Cycoloy C 3600; UL94 V-0 at 1.5mm
Material of the end caps		Polyamide PA66+PA6; UL94 V-0 at 0.4mm Free of halogen and phosphorus
Busbar cross-sections	[mm^2]	60
Overvoltage category		III
Polution degree		2

Bus-Bar Power Connector S803-BBPC120

Max. rated continuous current I_n	[A]	250
Poles		3
Rated operating voltage U_e	[V]	400/690
Rated frequency	[Hz]	50
Standards		EN 60439-2:2000
Material of the terminals		CuZn39Pb2; material no.:2.0380
Casing material		Polyamide PA66+PA6; UL94 V-0 at 0.4mm Free of halogen and phosphorus
Tightening torque		
At supply end	[Nm]	19
At busbar end	[Nm]	3
Connection cross-section	[mm^2]	120
Polution degree		2

Technical data

Accessories

Electrical properties

DDA-800 residual current device

		DDA800AC	DDA800A	DDA800AS	DDA800A AP-R
Standards			IEC 60947-2 Ann. B		
Type		AC	A	A (selective)	A (antinuisance tripping)
Rated nominal current	[A]		100		
Number of poles			2P; 3P; 4P		
Rated insulation voltage U_i	[V]		690		
Rated operating voltage U_e	[V]		230/400; 240/415; 400/690		
Max. operating voltage U_b **max.**	[V]		690		
Min. operating voltage U_b **min.**	[V]		195		
Rated ultimate short-circuit breaking capacity in accordance with **IEC 60947-2**			Acc. to the Icu of the associated MCB		
Rated residual breaking capacity $I_{\Delta m}$ with S800N	[kA]		Acc. to the Icu of the associated MCB		
Rated residual breaking capacity $I_{\Delta m}$ with S800S	[kA]		Acc. to the Icu of the associated MCB		
Rated impulse withstand voltage U_{imp} Impulse (1.2/50)	[kV]		6		
Rated impulse withstand voltage U_{imp} (50...60Hz)x 1min.	[kV]		2.5		
Max. operating voltage test circuit	[V]		690		
Min. operating voltage test circuit	[V]		195		
Surge current resistance	[A]		250	5000	3000
Rated frequency	[Hz]		50/60		
Rated sensitivity current $I_{\Delta n}$	[A]	0.03; 0.3	0.03; 0.3; 0.5	0.3; 1	0.03
Toggle			blue, operating just from OFF position		
Protection degree housing			IP4X (not terminal area)		
Protection degree terminals			IP2X		
Ambiente temperature	[°C]		-25...+60		
Storage temperature	[°C]		-40...+70		
Terminal size strand	[mm^2]		6...50		
Terminal size cable	[mm^2]		6...70		
Tightening torque	[Nm]		min. 3; max. 4		
Mounting on DIN top hat rail			EN 60715		

230V Let-through energies

S800S-B, -C, -D, -K

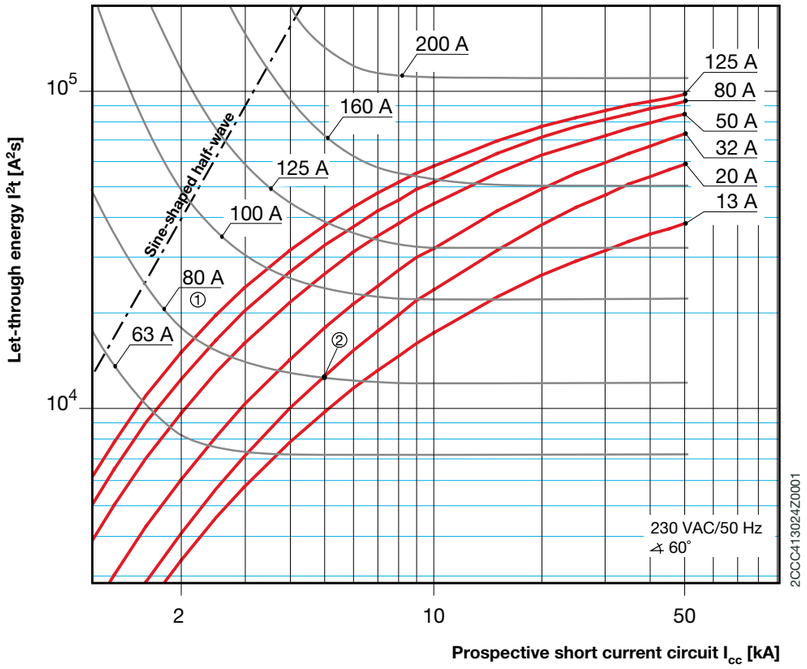

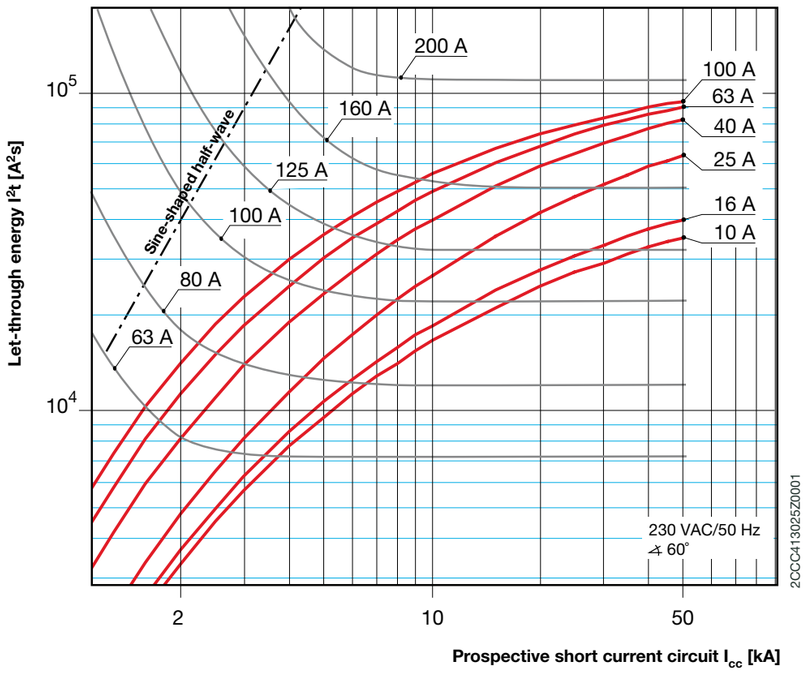

① Min. pre-arcing I^2t, e.g. NH80A gL/gG
② Max. let-through I^2t, e.g. S801S-C20

Selectivity with respect to the upstream fuse to the point of intersection of both curves 1 and 2, e.g. S801S-C20 to NH80A gL/gG: Selectivity up to min. 5kA.

230V Let-through energies

S800N-B, -C, -D

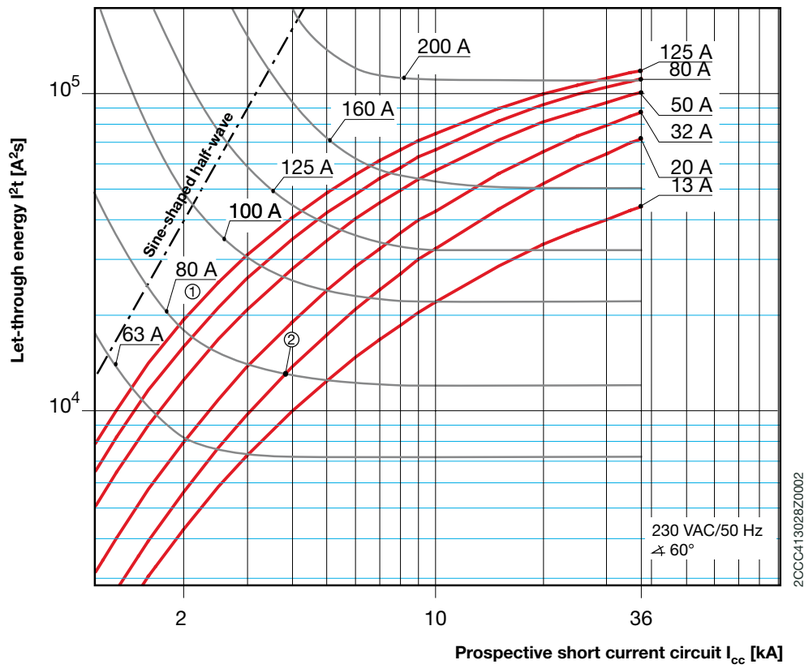

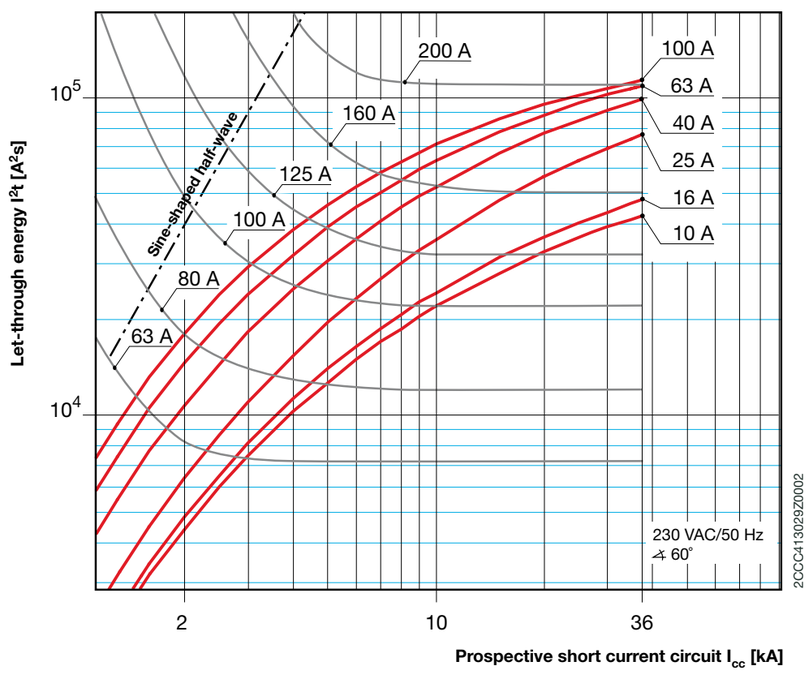

① Min. pre-arcing I^2t, e.g. NH80A gL/gG
② Max. let through I^2t, e.g. S801N-C20

Selectivity with respect to the upstream fuse to the point of intersection of both curves 1 and 2, e.g. S801N-C20 to NH80A gL/gG: Selectivity up to min. 3.8kA.

230V Let-through current

S800S-B, -C, -D, -K

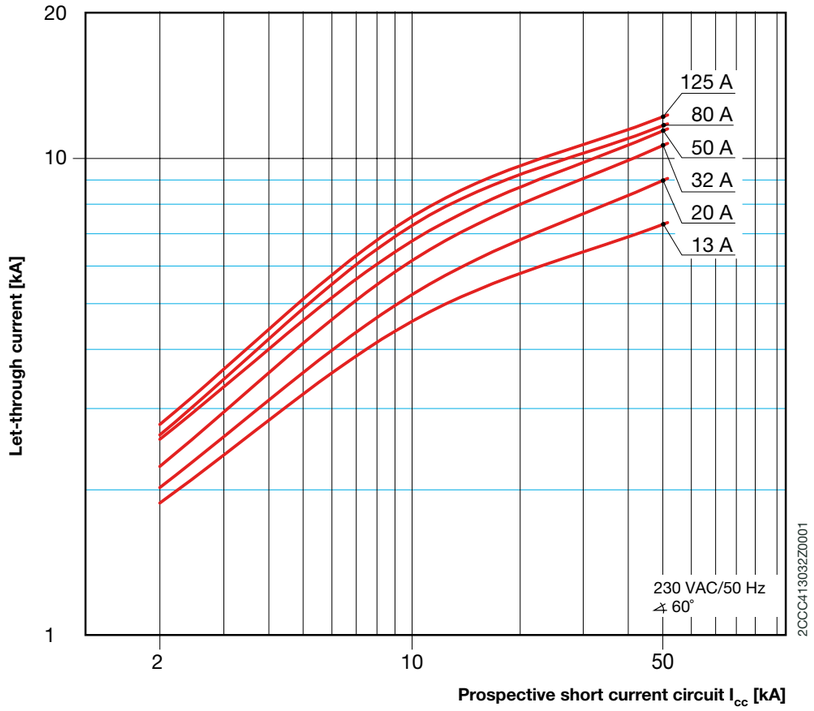

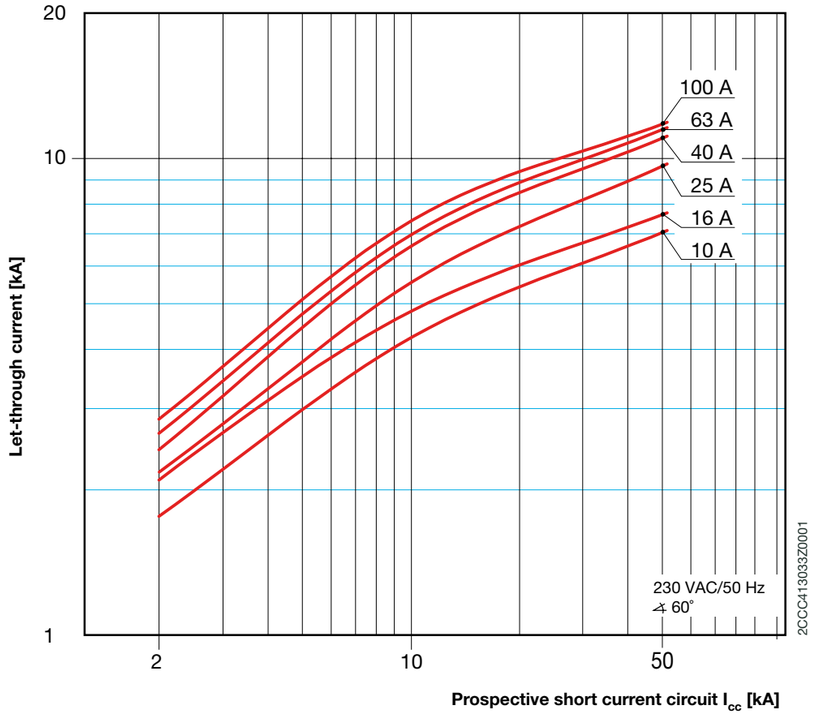

230V Let-through current

S800N-B, C, D

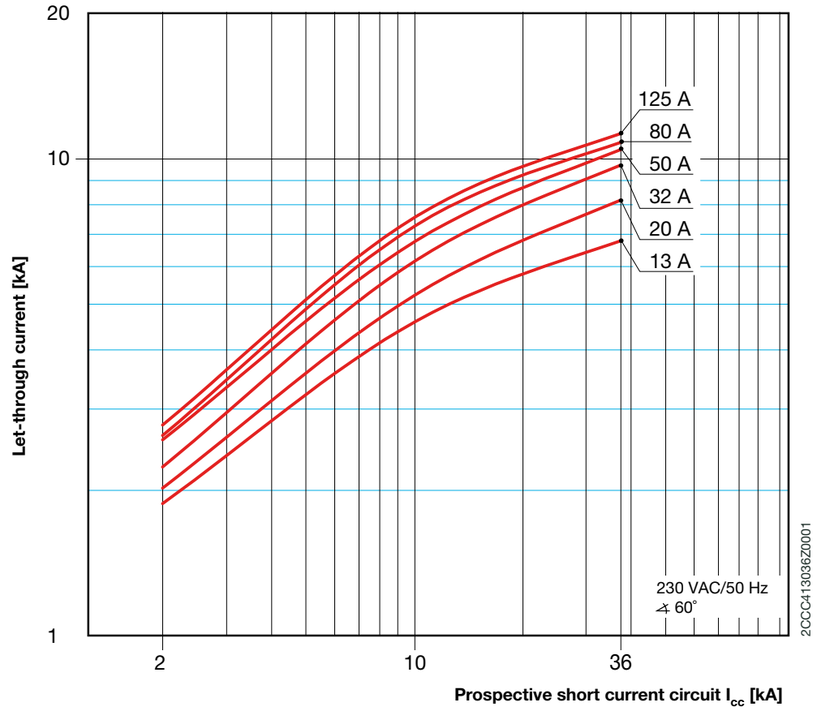

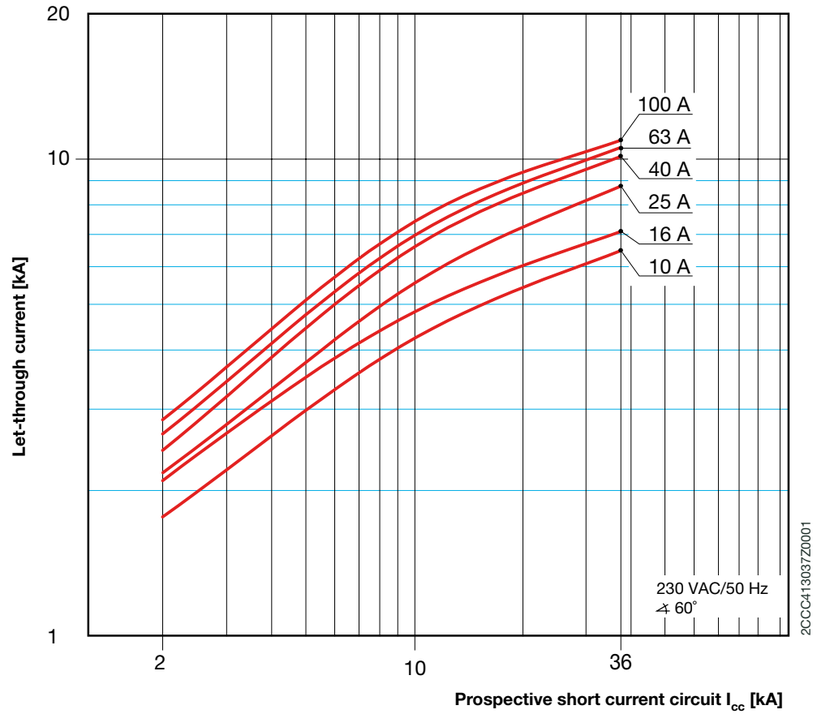

Back-up

S800S-S60, -S200, -S200M, -S200P

S800S - S60 @ 230/400V

L.	Char.	Icu [kA]	E.	S800S B, C, D, K 50							
			In [A]	25	32	40	50	63	80	100	125
S60	C	6	2	50	50	50	25	18	15	15	15
			4	50	50	50	25	18	15	15	15
			6	50	50	50	25	18	15	15	15
			8	50	50	50	25	18	15	15	15
			10	50	50	50	25	18	15	15	15
			13	50	50	50	25	18	15	15	15
			16	50	50	50	25	18	15	15	15
			20		50	50	25	18	15	15	15
			25			50	25	18	15	15	15
			32				25	18	15	15	15
			40					18	15	15	15
			50						15	15	15
			63							15	15

S800S - S200 @ 230/400V

L.	Char.	Icu [kA]	E.	S800S B, C, D, K 50							
			In [A]	25	32	40	50	63	80	100	125
S200	B	10	6	50	50	50	50	50	50	50	50
			10	50	50	50	50	50	50	50	50
			13	50	50	50	50	50	50	50	50
			16	50	50	50	50	50	50	50	50
			20		50	50	50	50	50	50	50
			25			50	50	50	50	50	50
			32				50	50	50	50	50
			40					50	50	50	50
			50						50	50	50
			63							50	50

L.	Char.	Icu [kA]	E.	S800S B, C, D, K 50							
			In [A]	25	32	40	50	63	80	100	125
S200	C	10	0.5…6	50	50	50	50	50	50	50	50
			8	50	50	50	50	50	50	50	50
			10	50	50	50	50	50	50	50	50
			13	50	50	50	50	50	50	50	50
			16	50	50	50	50	50	50	50	50
			20		50	50	50	50	50	50	50
			25			50	50	50	50	50	50
			32				50	50	50	50	50
			40					50	50	50	50
			50						50	50	50
			63							50	50

S800S - S200M @ 230/400V

L.	Char.	Icu [kA]	E.	S800S B, C, D, K 50							
			In [A]	25	32	40	50	63	80	100	125
S200M	B	15	6…16	50	50	50	50	50	50	50	50
			20		50	50	50	50	50	50	50
			25			50	50	50	50	50	50
			32				50	50	50	50	50
			40					50	50	50	50
			50						50	50	50
			63							50	50

L.	Char.	Icu [kA]	E.	S800S B, C, D, K 50							
			In [A]	25	32	40	50	63	80	100	125
S200M	C	15	0.5…16	50	50	50	50	50	50	50	50
			20		50	50	50	50	50	50	50
			25			50	50	50	50	50	50
			32				50	50	50	50	50
			40					50	50	50	50
			50						50	50	50
			63							50	50

S800S - S200P @ 230/400V

L.	Char.	Icu [kA]	E.	S800S B, C, D, K 50							
			In [A]	25	32	40	50	63	80	100	125
S200P	B	25	6…16	50	50	50	50	50	50	50	50
			20		50	50	50	50	50	50	50
			25			50	50	50	50	50	50
		15	32				50	50	50	50	50
			40					50	50	50	50
			50						50	50	50
			63							50	50

L.	Char.	Icu [kA]	E.	S800S B, C, D, K 50							
			In [A]	25	32	40	50	63	80	100	125
S200P	C	25	0.5…16	50	50	50	50	50	50	50	50
			20		50	50	50	50	50	50	50
			25			50	50	50	50	50	50
		15	32				50	50	50	50	50
			40					50	50	50	50
			50						50	50	50
			63							50	50

E. = supply side
L. = load side
Back-up limit values are specified in kA

Back-up

S800S-S260, -S270

S800S - S260 @ 230/400V

L.	Char.	Icu [kA]	E.	S800S B, C, D, K 50							
			In [A]	25	32	40	50	63	80	100	125
S260	B	6	6	50	50	50	50	50	50	50	50
			10	50	50	50	25	20	16	16	16
			13	50	50	50	25	20	16	16	16
			16	50	50	50	25	20	16	16	16
			20		50	50	25	20	16	16	16
			25			50	25	20	16	16	16
			32				25	20	16	16	16
			40					20	16	16	16
			50						16	16	16
			63							16	16

L.	Char.	Icu [kA]	E.	S800S B, C, D, K 50							
			In [A]	25	32	40	50	63	80	100	125
S260	C	6	3	50	50	50	50	50	50	50	50
			4	50	50	50	50	50	50	50	50
			6	50	50	50	50	50	50	50	50
			8	50	50	50	25	20	16	16	16
			10	50	50	50	25	20	16	16	16
			13	50	50	50	25	20	16	16	16
			16	50	50	50	25	20	16	16	16
			20		50	50	25	20	16	16	16
			25			50	25	20	16	16	16
			32				25	20	16	16	16
			40					20	16	16	16
			50						16	16	16
			63							16	16

S800S - S270 @ 230/400V

L.	Char.	Icu [kA]	E.	S800S B, C, D, K 50							
			In [A]	25	32	40	50	63	80	100	125
S270	B	6	6	50	50	50	50	50	50	50	50
			10	50	50	50	25	20	16	16	16
			13	50	50	50	25	20	16	16	16
			16	50	50	50	25	20	16	16	16
			20		50	50	25	20	16	16	16
			25			50	25	20	16	16	16
			32				25	20	16	16	16
			40					20	16	16	16
			50						16	16	16
			63							16	16

L.	Char.	Icu [kA]	E.	S800S B, C, D, K 50							
			In [A]	25	32	40	50	63	80	100	125
S270	C	6	3	50	50	50	50	50	50	50	50
			4	50	50	50	50	50	50	50	50
			6	50	50	50	50	50	50	50	50
			8	50	50	50	25	20	16	16	16
			10	50	50	50	25	20	16	16	16
			13	50	50	50	25	20	16	16	16
			16	50	50	50	25	20	16	16	16
			20		50	50	25	20	16	16	16
			25			50	25	20	16	16	16
			32				25	20	16	16	16
			40					20	16	16	16
			50						16	16	16
			63							16	16

L.	Char.	Icu [kA]	E.	S800S B, C, D, K 50							
			In [A]	25	32	40	50	63	80	100	125
S270	K, Z	6	3	50	50	50	50	50	50	50	50
			4	50	50	50	50	50	50	50	50
			6	50	50	50	50	50	50	50	50
			8	50	50	50	25	20	16	16	16
			10	50	50	50	25	20	16	16	16
			13	50	50	50	25	20	16	16	16
			16	50	50	50	25	20	16	16	16
			20		50	50	25	20	16	16	16
			25			50	25	20	16	16	16
			32				25	20	16	16	16
			40					20	16	16	16
			50						16	16	16
			63							16	16

E. = supply side
L. = load side
Back-up limit values are specified in kA

Back-up

S800S-S280, -S400E/S450E

S800S - S280 @ 230/400V

L.	Char.	Icu [kA]	E.	S800S B, C, D, K 50							
			In [A]	25	32	40	50	63	80	100	125
S280	B	10	6	50	50	50	50	50	50	50	50
		25	10	50	50	50	25	20	16	16	16
			13	50	50	50	25	20	16	16	16
			16	50	50	50	25	20	16	16	16
			20		50	50	25	20	16	16	16
			25			50	25	20	16	16	16
		15	32				25	20	16	16	16
			40					20	16	16	16
		10	50						16	16	16
			63							16	16

L.	Char.	Icu [kA]	E.	S800S B, C, D, K 50							
			In [A]	25	32	40	50	63	80	100	125
S280	C	10	3	50	50	50	50	50	50	50	50
			4	50	50	50	50	50	50	50	50
			6	50	50	50	50	50	50	50	50
			8	50	50	50	25	20	16	16	16
		25	10	50	50	50	25	20	16	16	16
			13	50	50	50	25	20	16	16	16
			16	50	50	50	25	20	16	16	16
			20		50	50	25	20	16	16	16
			25			50	25	20	16	16	16
		15	32				25	20	16	16	16
			40					20	16	16	16
		10	50						16	16	16
			63							16	16

L.	Char.	Icu [kA]	E.	S800S B, C, D, K 50							
			In [A]	25	32	40	50	63	80	100	125
S280	K, Z	10	3	50	50	50	50	50	50	50	50
			4	50	50	50	50	50	50	50	50
			6	50	50	50	50	50	50	50	50
			8	50	50	50	25	20	16	16	16
		25	10	50	50	50	25	20	16	16	16
			13	50	50	50	25	20	16	16	16
			16	50	50	50	25	20	16	16	16
			20		50	50	25	20	16	16	16
			25			50	25	20	16	16	16
		15	32				25	20	16	16	16
			40					20	16	16	16
		10	50						16	16	16
			63							16	16

S800S - S400E/S450E (SMISSLINE) @ 230/400V

L.	Char.	Icu [kA]	E.	S800S B, C, D, K 50							
			In [A]	25	32	40	50	63	80	100	125
S400E S450E	B, C	6	Icn [kA] 6...16	50	50	50	50	50	50	50	50
			20		50	50	50	50	50	50	50
			25			50	50	50	50	50	50
			32				50	50	50	50	50
			40					50	50	50	50
			50						50	50	50
			63							50	50

E. = supply side
L. = load side
Back-up limit values are specified in kA

Back-up

S800S-S400M/S450M

S800S - S400M/S450M (SMISSLINE) @ 230/400V

L.	Char.	Icu [kA]	E.	S800S B, C, D, K 50							
			In [A]	25	32	40	50	63	80	100	125
S400M S450M	B, D	10	Icn [kA] 4*...16	50	50	50	50	50	50	50	50
			20		50	50	50	50	50	50	50
			25			50	50	50	50	50	50
			32				50	50	50	50	50
			40					50	50	50	50
			50						50	50	50
			63							50	50

* only applies to B characteristics

L.	Char.	Icu [kA]	E.	S800S B, C, D, K 50							
			In [A]	25	32	40	50	63	80	100	125
S400M S450M	C, K	50	0.5...2	50	50	50	50	50	50	50	50
		25	3...20	50	50	50	50	50	50	50	50
		15	25			50	50	50	50	50	50
			32				50	50	50	50	50
			40					50	50	50	50
			50						50	50	50
			63							50	50

MCCB - S800 @ 415V

			E.	T2	T4	T2	T4	
			A.	H		L	L	V
L.	Char.	In [A]	Icu [kA]	70		85	120	200
S800S	B, C, D, K	10...125	50	70		85	120	200
S800N	B, C, D	10...125	36	70		85	120	200

E. = supply side
L. = load side
A. = version
Back-up limit values are specified in kA

Back-up

S800N-S60, -S200, -S200M, -S200P

S800N - S60 @ 230/400V

L.	Char.	Icu [kA]	E.	S800N B, C, D 36							
			In [A]	25	32	40	50	63	80	100	125
S60	C	6	2	36	36	36	25	18	15	15	15
			4	36	36	36	25	18	15	15	15
			6	36	36	36	25	18	15	15	15
			8	36	36	36	25	18	15	15	15
			10	36	36	36	25	18	15	15	15
			13	36	36	36	25	18	15	15	15
			16	36	36	36	25	18	15	15	15
			20		36	36	25	18	15	15	15
			25			36	25	18	15	15	15
			32				25	18	15	15	15
			40					18	15	15	15
			50						15	15	15
			63							15	15

S800N - S200 @ 230/400V

L.	Char.	Icu [kA]	E.	S800N B, C, D 36							
			In [A]	25	32	40	50	63	80	100	125
S200	B	10	6	36	36	36	36	36	36	36	36
			10	36	36	36	36	36	36	36	36
			13	36	36	36	36	36	36	36	36
			16	36	36	36	36	36	36	36	36
			20		36	36	36	36	36	36	36
			25			36	36	36	36	36	36
			32				36	36	36	36	36
			40					36	36	36	36
			50						36	36	36
			63							36	36

L.	Char.	Icu [kA]	E.	S800N B, C, D 36							
			In [A]	25	32	40	50	63	80	100	125
S200	C	10	0.5…6	36	36	36	36	36	36	36	36
			8	36	36	36	36	36	36	36	36
			10	36	36	36	36	36	36	36	36
			13	36	36	36	36	36	36	36	36
			16	36	36	36	36	36	36	36	36
			20		36	36	36	36	36	36	36
			25			36	36	36	36	36	36
			32				36	36	36	36	36
			40					36	36	36	36
			50						36	36	36
			63							36	36

S800N - S200M @ 230/400V

L.	Char.	Icu [kA]	E.	S800N B, C, D 36							
			In [A]	25	32	40	50	63	80	100	125
S200M	B	15	6…16	36	36	36	36	36	36	36	36
			20		36	36	36	36	36	36	36
			25			36	36	36	36	36	36
			32				36	36	36	36	36
			40					36	36	36	36
			50						36	36	36
			63							36	36

L.	Char.	Icu [kA]	E.	S800N B, C, D 36							
			In [A]	25	32	40	50	63	80	100	125
S200M	C	15	0.5…16	36	36	36	36	36	36	36	36
			20		36	36	36	36	36	36	36
			25			36	36	36	36	36	36
			32				36	36	36	36	36
			40					36	36	36	36
			50						36	36	36
			63							36	36

S800N - S200P @ 230/400V

L.	Char.	Icu [kA]	E.	S800N B, C, D 36							
			In [A]	25	32	40	50	63	80	100	125
S200P	B	25	6…16	36	36	36	36	36	36	36	36
			20		36	36	36	36	36	36	36
			25			36	36	36	36	36	36
		15	32				36	36	36	36	36
			40					36	36	36	36
			50						36	36	36
			63							36	36

L.	Char.	Icu [kA]	E.	S800N B, C, D 36							
			In [A]	25	32	40	50	63	80	100	125
S200P	C	25	0.5…16	36	36	36	36	36	36	36	36
			20		36	36	36	36	36	36	36
			25			36	36	36	36	36	36
		15	32				36	36	36	36	36
			40					36	36	36	36
			50						36	36	36
			63							36	36

E. = supply side
L. = load side
Back-up limit values are specified in kA

Back-up

S800N-S260, -S270

S800N - S260 @ 230/400V

L.	Char.	Icu [kA]	E.	S800N B, C, D 36							
			In [A]	25	32	40	50	63	80	100	125
S260	B	6	6	36	36	36	36	36	36	36	36
			10	36	36	36	25	20	16	16	16
			13	36	36	36	25	20	16	16	16
			16	36	36	36	25	20	16	16	16
			20		36	36	25	20	16	16	16
			25			36	25	20	16	16	16
			32				25	20	16	16	16
			40					20	16	16	16
			50						16	16	16
			63							16	16

L.	Char.	Icu [kA]	E.	S800N B, C, D 36							
			In [A]	25	32	40	50	63	80	100	125
S260	C	6	3	36	36	36	36	36	36	36	36
			4	36	36	36	36	36	36	36	36
			6	36	36	36	36	36	36	36	36
			8	36	36	36	25	20	16	16	16
			10	36	36	36	25	20	16	16	16
			13	36	36	36	25	20	16	16	16
			16	36	36	36	25	20	16	16	16
			20		36	36	25	20	16	16	16
			25			36	25	20	16	16	16
			32				25	20	16	16	16
			40					20	16	16	16
			50						16	16	16
			63							16	16

S800N - S270 @ 230/400V

L.	Char.	Icu [kA]	E.	S800N B, C, D 36							
			In [A]	25	32	40	50	63	80	100	125
S270	B	6	6	36	36	36	36	36	36	36	36
			10	36	36	36	25	20	16	16	16
			13	36	36	36	25	20	16	16	16
			16	36	36	36	25	20	16	16	16
			20		36	36	25	20	16	16	16
			25			36	25	20	16	16	16
			32				25	20	16	16	16
			40					20	16	16	16
			50						16	16	16
			63							16	16

L.	Char.	Icu [kA]	E.	S800N B, C, D 36							
			In [A]	25	32	40	50	63	80	100	125
S270	C	6	3	36	36	36	36	36	36	36	36
			4	36	36	36	36	36	36	36	36
			6	36	36	36	36	36	36	36	36
			8	36	36	36	25	20	16	16	16
			10	36	36	36	25	20	16	16	16
			13	36	36	36	25	20	16	16	16
			16	36	36	36	25	20	16	16	16
			20		36	36	25	20	16	16	16
			25			36	25	20	16	16	16
			32				25	20	16	16	16
			40					20	16	16	16
			50						16	16	16
			63							16	16

L.	Char.	Icu [kA]	E.	S800N B, C, D 36							
			In [A]	25	32	40	50	63	80	100	125
S270	K, Z	6	3	36	36	36	36	36	36	36	36
			4	36	36	36	36	36	36	36	36
			6	36	36	36	36	36	36	36	36
			8	36	36	36	25	20	16	16	16
			10	36	36	36	25	20	16	16	16
			13	36	36	36	25	20	16	16	16
			16	36	36	36	25	20	16	16	16
			20		36	36	25	20	16	16	16
			25			36	25	20	16	16	16
			32				25	20	16	16	16
			40					20	16	16	16
			50						16	16	16
			63							16	16

E. = supply side
L. = load side
Back-up limit values are specified in kA

Back-up

S800N-S280, -S400E/S450E

S800N - S280 @ 230/400V

L.	Char.	Icu [kA]	E.	S800N B, C, D 36							
			In [A]	25	32	40	50	63	80	100	125
S280	B	10	6	36	36	36	36	36	36	36	36
		25	10	36	36	36	25	20	16	16	16
			13	36	36	36	25	20	16	16	16
			16	36	36	36	25	20	16	16	16
			20		36	36	25	20	16	16	16
			25			36	25	20	16	16	16
		15	32				25	20	16	16	16
			40					20	16	16	16
		10	50						16	16	16
			63							16	16

L.	Char.	Icu [kA]	E.	S800N B, C, D 36							
			In [A]	25	32	40	50	63	80	100	125
S280	C	10	3	36	36	36	36	36	36	36	36
			4	36	36	36	36	36	36	36	36
			6	36	36	36	36	36	36	36	36
			8	36	36	36	25	20	16	16	16
		25	10	36	36	36	25	20	16	16	16
			13	36	36	36	25	20	16	16	16
			16	36	36	36	25	20	16	16	16
			20		36	36	25	20	16	16	16
			25			36	25	20	16	16	16
		15	32				25	20	16	16	16
			40					20	16	16	16
		10	50						16	16	16
			63							16	16

L.	Char.	Icu [kA]	E.	S800N B, C, D 36							
			In [A]	25	32	40	50	63	80	100	125
S280	K, Z	10	3	36	36	36	36	36	36	36	36
			4	36	36	36	36	36	36	36	36
			6	36	36	36	36	36	36	36	36
			8	36	36	36	25	20	16	16	16
		25	10	36	36	36	25	20	16	16	16
			13	36	36	36	25	20	16	16	16
			16	36	36	36	25	20	16	16	16
			20		36	36	25	20	16	16	16
			25			36	25	20	16	16	16
		15	32				25	20	16	16	16
			40					20	16	16	16
		10	50						16	16	16
			63							16	16

S800N - S400E/S450E (SMISSLINE) @ 230/400V

L.	Char.	Icu [kA]	E.	S800N B, C, D 36							
			In [A]	25	32	40	50	63	80	100	125
S400E S450E	B, C	Icn [kA] 6	6...16	36	36	36	36	36	36	36	36
			20		36	36	36	36	36	36	36
			25			36	36	36	36	36	36
			32				36	36	36	36	36
			40					36	36	36	36
			50						36	36	36
			63							36	36

E. = supply side
L. = load side
Back-up limit values are specified in kA

Back-up

S800N-S400M/S450M

S800N - S400M/S450M (SMISSLINE) @ 230/400V

L.	Char.	Icn [kA]	E.	S800N B, C, D 36							
			In [A]	25	32	40	50	63	80	100	125
S400M S450M	B, D	10	4*...16	36	36	36	36	36	36	36	36
			20		36	36	36	36	36	36	36
			25			36	36	36	36	36	36
			32				36	36	36	36	36
			40					36	36	36	36
			50						36	36	36
			63							36	36

* only applies to B characteristics

L.	Char.	Icn [kA]	E.	S800N B, C, D 36							
			In [A]	25	32	40	50	63	80	100	125
S400M S450M	C, K	50	0.5...2	36	36	36	36	36	36	36	36
		25	3...20	36	36	36	36	36	36	36	36
		15	25			36	36	36	36	36	36
			32				36	36	36	36	36
			40					36	36	36	36
			50						36	36	36
			63							36	36

E. = supply side
L. = load side
Back-up limit values are specified in kA

Selectivity

S800S-S200

S800S - S200 @ 230/400V

L.	Char.	Icu [kA]	E.	S800S B 50							
			In [A]	25	32	40	50	63	80	100	125
S200	B	10	6			0.4	0.5	0.7	1	1.5	2.6
			10				0.4	0.6	0.7	1	1.4
			13					0.5	0.7	0.9	1.3
			16						0.7	0.9	1.3
			20							0.9	1.3
			25							0.9	1.3
			32							0.8	1.1
			40							0.8	1.1
			50								1
			63								0.9

L.	Char.	Icu [kA]	E.	S800S B 50							
			In [A]	25	32	40	50	63	80	100	125
S200	C	10	0.5	T	T	T	T	T	T	T	T
			1	3.3	T	T	T	T	T	T	T
			1.6	0.6	1.3	T	T	T	T	T	T
			2	0.4	0.7	1.3	T	T	T	T	T
			3		0.4	0.6	0.7	1.1	2.6	T	T
			4		0.4	0.6	0.7	1	1.7	3.1	T
			6			0.4	0.5	0.7	1	1.5	2.6
			8				0.4	0.6	0.7	1	1.4
			10				0.4	0.6	0.7	1	1.4
			13					0.5	0.7	0.9	1.3
			16						0.7	0.9	1.3
			20							0.9	1.3
			25							0.9	1.3
			32							0.8	1.1
			40							0.8	1.1
			50								1
			63								0.9

L.	Char.	Icu [kA]	E.	S800S B 50							
			In [A]	25	32	40	50	63	80	100	125
S200	D	10	0.5	T	T	T	T	T	T	T	T
			1	0.8	4.5	T	T	T	T	T	T
			1.6	0.5	1	2.3	T	T	T	T	T
			2	0.3	0.5	0.7	2.3	T	T	T	T
			3		0.4	0.5	0.7	1.2	2.5	T	T
			4		0.4	0.4	0.7	1	1.7	3	T
			6				0.6	0.8	1.2	2	3.6
			8					0.7	0.9	1.3	2
			10						0.9	1.3	2
			13							1	1.5
			16								1.5
			20								
			25								
			32								
			40								
			50								
			63								

L.	Char.	Icu [kA]	E.	S800S B 50							
			In [A]	25	32	40	50	63	80	100	125
S200	K	10	0.5	T	T	T	T	T	T	T	T
			1	0.8	5	T	T	T	T	T	T
			1.6	0.5	1	2.1	T	T	T	T	T
			2	0.3	0.5	0.7	2.1	T	T	T	T
			3		0.4	0.5	0.7	1.2	2.5	T	T
			4		0.4	0.4	0.7	1	1.7	3	T
			6				0.6	0.8	1.2	2	3.6
			8					0.7	0.9	1.3	2
			10						0.9	1.3	2
			13							1	1.5
			16								1.5
			20								
			25								
			32								
			40								
			50								
			63								

S800S - S200 @ 230/400V

L.	Char.	Icu [kA]	E.	S800S C 50							
			In [A]	25	32	40	50	63	80	100	125
S200	B	10	6		0.4	0.5	0.7	0.9	1.4	2.4	4.8
			10		0.3	0.4	0.5	0.7	0.9	1.3	2
			13		0.3	0.4	0.5	0.7	0.9	1.3	1.9
			16		0.3	0.4	0.5	0.7	0.9	1.3	1.9
			20			0.4	0.5	0.7	0.9	1.2	1.8
			25			0.4	0.5	0.7	0.9	1.2	1.8
			32				0.5	0.6	0.8	1	1.4
			40					0.6	0.8	1	1.4
			50						0.7	0.9	1.3
			63							0.9	1.2

L.	Char.	Icu [kA]	E.	S800S C 50							
			In [A]	25	32	40	50	63	80	100	125
S200	C	10	0.5	T	T	T	T	T	T	T	T
			1	T	T	T	T	T	T	T	T
			1.6	0.6	T	T	T	T	T	T	T
			2	0.5	1	T	T	T	T	T	T
			3	0.3	0.5	0.7	1.2	2.1	T	T	T
			4	0.3	0.4	0.7	1	1.5	2.6	T	T
			6		0.4	0.5	0.7	0.9	1.4	2.4	4.8
			8		0.3	0.4	0.5	0.7	0.9	1.3	2
			10		0.3	0.4	0.5	0.7	0.9	1.3	2
			13		0.3	0.4	0.5	0.7	0.9	1.3	1.9
			16		0.3	0.4	0.5	0.7	0.9	1.3	1.9
			20			0.4	0.5	0.7	0.9	1.2	1.8
			25			0.4	0.5	0.7	0.9	1.2	1.8
			32				0.5	0.6	0.8	1	1.4
			40					0.6	0.8	1	1.4
			50						0.7	0.9	1.3
			63							0.9	1.2

L.	Char.	Icu [kA]	E.	S800S C 50							
			In [A]	25	32	40	50	63	80	100	125
S200	D	10	0.5	T	T	T	T	T	T	T	T
			1	2.1	T	T	T	T	T	T	T
			1.6	0.8	2.3	T	T	T	T	T	T
			2	0.4	0.7	2.3	T	T	T	T	T
			3	0.3	0.5	0.7	1.2	2.2	T	T	T
			4	0.3	0.4	0.7	1	1.4	2.6	T	T
			6		0.4	0.6	0.8	1.1	1.8	3.2	T
			8			0.5	0.7	0.9	1.2	1.8	2.8
			10				0.7	0.9	1.2	1.8	2.8
			13					0.7	1	1.4	2
			16						1	1.4	2
			20							1	1.4
			25								1.4
			32								
			40								
			50								
			63								

L.	Char.	Icu [kA]	E.	S800S C 50							
			In [A]	25	32	40	50	63	80	100	125
S200	K	10	0.5	T	T	T	T	T	T	T	T
			1	2.1	T	T	T	T	T	T	T
			1.6	0.8	2.3	T	T	T	T	T	T
			2	0.4	0.7	2.3	T	T	T	T	T
			3	0.3	0.5	0.7	1.2	2.2	T	T	T
			4	0.3	0.4	0.7	1	1.4	2.6	T	T
			6		0.4	0.6	0.8	1.1	1.8	3.2	T
			8			0.5	0.7	0.9	1.2	1.8	2.8
			10				0.7	0.9	1.2	1.8	2.8
			13					0.7	1	1.4	2
			16						1	1.4	2
			20							1	1.4
			25								1.4
			32								
			40								
			50								
			63								

E. = supply side L. = load side
T = total selectivity up to breaking capacity of load side breaker
Selectivity limits are specified in kA

S800S - S200 @ 230/400V

L.	Char.	Icu [kA]	E.	S800S D 50							
			In [A]	25	32	40	50	63	80	100	125
S200	B	10	6	0.5	1	1.2	2	2.8	T	T	T
			10	0.4	0.6	0.8	1.1	1.4	2.8	3.9	T
			13	0.4	0.6	0.8	1.1	1.4	2.5	3.3	T
			16		0.6	0.8	1.1	1.4	2.5	3.3	5.6
			20			0.8	1.1	1.3	2.3	3	4.7
			25			0.8	1.1	1.3	2.3	3	4.7
			32				0.9	1.1	1.9	2.4	3.7
			40					1.1	1.9	2.4	3.7
			50						1.5	1.9	2.3
			63							1.7	2.3

L.	Char.	Icu [kA]	E.	S800S D 50							
			In [A]	25	32	40	50	63	80	100	125
S200	C	10	0.5	T	T	T	T	T	T	T	T
			1	T	T	T	T	T	T	T	T
			1.6	T	T	T	T	T	T	T	T
			2	T	T	T	T	T	T	T	T
			3	0.7	2.2	4.4	T	T	T	T	T
			4	0.7	1.3	2.2	4.4	T	T	T	T
			6	0.5	1	1.2	2	2.8	T	T	T
			8	0.4	0.6	0.8	1.1	1.4	2.8	3.9	T
			10	0.4	0.6	0.8	1.1	1.4	2.8	3.9	T
			13	0.4	0.6	0.8	1.1	1.4	2.5	3.3	5.6
			16		0.6	0.8	1.1	1.4	2.5	3.3	5.6
			20			0.8	1.1	1.3	2.3	3	4.7
			25			0.8	1.1	1.3	2.3	3	4.7
			32				0.9	1.1	1.9	2.4	3.7
			40					1.1	1.9	2.4	3.7
			50						1.5	1.9	2.3
			63							1.7	2.3

L.	Char.	Icu [kA]	E.	S800S D 50							
			In [A]	25	32	40	50	63	80	100	125
S200	D	10	0.5	T	T	T	T	T	T	T	T
			1	T	T	T	T	T	T	T	T
			1.6	T	T	T	T	T	T	T	T
			2	2.3	T	T	T	T	T	T	T
			3	0.7	1.3	4.4	T	T	T	T	T
			4	0.7	1	2.2	4.4	T	T	T	T
			6	0.6	0.8	1.5	2.5	3.6	T	T	T
			8	0.5	0.7	1.1	1.5	2	4	5.5	T
			10	0.5	0.7	1.1	1.5	2	4	5.5	T
			13		0.6	0.9	1.2	1.5	2.6	3.4	5.2
			16			0.9	1.2	1.5	2.6	3.4	5.2
			20				0.9	1.1	1.8	2.2	3.2
			25					1.1	1.8	2.2	3.2
			32						1.7	2	2.9
			40							1.9	2.6
			50								2.2
			63								

L.	Char.	Icu [kA]	E.	S800S D 50							
			In [A]	25	32	40	50	63	80	100	125
S200	K	10	0.5	T	T	T	T	T	T	T	T
			1	T	T	T	T	T	T	T	T
			1.6	T	T	T	T	T	T	T	T
			2	2.3	T	T	T	T	T	T	T
			3	0.7	1.3	4.4	T	T	T	T	T
			4	0.7	1	2.2	4.4	T	T	T	T
			6	0.6	0.8	1.5	2.5	3.6	T	T	T
			8	0.5	0.7	1.1	1.5	2	4	5.5	T
			10	0.5	0.7	1.1	1.5	2	4	5.5	T
			13		0.6	0.9	1.2	1.5	2.6	3.4	5.2
			16			0.9	1.2	1.5	2.6	3.4	5.2
			20				0.9	1.1	1.8	2.2	3.2
			25					1.1	1.8	2.2	3.2
			32						1.7	2	2.9
			40							1.9	2.6
			50								2.2
			63								

E. = supply side L. = load side
T = total selectivity up to breaking capacity of load side breaker
Selectivity limits are specified in kA

Selectivity

S800S-S200M

S800S - S200M @ 230/400V

L.	Char.	Icu [kA]	E.	S800S B 50							
			In [A]	25	32	40	50	63	80	100	125
S200M	B	15	6			0.4	0.5	0.7	1	1.5	2.6
			10				0.4	0.6	0.7	1	1.4
			13					0.5	0.7	0.9	1.3
			16						0.7	0.9	1.3
			20							0.9	1.3
			25							0.9	1.3
			32							0.8	1.1
			40							0.8	1.1
			50								1
			63								0.9

L.	Char.	Icu [kA]	E.	S800S B 50							
			In [A]	25	32	40	50	63	80	100	125
S200M	C	15	0.5	T	T	T	T	T	T	T	T
			1	3.3	T	T	T	T	T	T	T
			1.6	0.6	1.3	T	T	T	T	T	T
			2	0.4	0.7	1.3	T	T	T	T	T
			3		0.4	0.6	0.7	1.1	2.6	8.8	T
			4		0.4	0.6	0.7	1	1.7	3.1	7
			6			0.4	0.5	0.7	1	1.5	2.6
			8				0.4	0.6	0.7	1	1.4
			10				0.4	0.6	0.7	1	1.4
			13					0.5	0.7	0.9	1.3
			16						0.7	0.9	1.3
			20							0.9	1.3
			25							0.9	1.3
			32							0.8	1.1
			40							0.8	1.1
			50								1
			63								0.9

L.	Char.	Icu [kA]	E.	S800S B 50							
			In [A]	25	32	40	50	63	80	100	125
S200M	D	15	0.5	T	T	T	T	T	T	T	T
			1	0.8	5	T	T	T	T	T	T
			1.6	0.5	1	2.3	T	T	T	T	T
			2	0.3	0.5	0.7	2.3	T	T	T	T
			3		0.4	0.5	0.7	1.2	2.5	8.6	T
			4		0.4	0.4	0.7	1	1.7	3	7.7
			6				0.6	0.8	1.2	2	3.6
			8					0.7	0.9	1.3	2
			10						0.9	1.3	2
			13							1	1.5
			16								1.5
			20								
			25								
			32								
			40								
			50								
			63								

L.	Char.	Icu [kA]	E.	S800S B 50							
			In [A]	25	32	40	50	63	80	100	125
S200M	K	15	0.5	T	T	T	T	T	T	T	T
			1	0.8	5	T	T	T	T	T	T
			1.6	0.5	1	2.3	T	T	T	T	T
			2	0.3	0.5	0.7	2.3	T	T	T	T
			3		0.4	0.5	0.7	1.2	2.5	8.6	T
			4		0.4	0.4	0.7	1	1.7	3	7.7
			6				0.6	0.8	1.2	2	3.6
			8					0.7	0.9	1.3	2
			10						0.9	1.3	2
			13							1	1.5
			16								1.5
			20								
			25								
			32								
			40								
			50								
			63								

S800S - S200M @ 230/400V

L.	Char.	Icu [kA]	E.	S800S C 50							
			In [A]	25	32	40	50	63	80	100	125
S200M	B	15	6		0.4	0.5	0.7	0.9	1.4	2.4	4.8
			10		0.3	0.4	0.5	0.7	0.9	1.3	2
			13		0.3	0.4	0.5	0.7	0.9	1.3	1.9
			16		0.3	0.4	0.5	0.7	0.9	1.3	1.9
			20			0.4	0.5	0.7	0.9	1.2	1.8
			25			0.4	0.5	0.7	0.9	1.2	1.8
			32				0.5	0.6	0.8	1	1.4
			40					0.6	0.8	1	1.4
			50						0.7	0.9	1.3
			63							0.9	1.2

L.	Char.	Icu [kA]	E.	S800S C 50							
			In [A]	25	32	40	50	63	80	100	125
S200M	C	15	0.5	T	T	T	T	T	T	T	T
			1	T	T	T	T	T	T	T	T
			1.6	0.6	T	T	T	T	T	T	T
			2	0.5	1	T	T	T	T	T	T
			3	0.3	0.5	0.7	1.2	2.1	6.4	T	T
			4	0.3	0.4	0.7	1	1.5	2.6	6.1	T
			6		0.4	0.5	0.7	0.9	1.4	2.4	4.8
			8		0.3	0.4	0.5	0.7	0.9	1.3	2
			10		0.3	0.4	0.5	0.7	0.9	1.3	2
			13		0.3	0.4	0.5	0.7	0.9	1.3	1.9
			16		0.3	0.4	0.5	0.7	0.9	1.3	1.9
			20			0.4	0.5	0.7	0.9	1.2	1.8
			25			0.4	0.5	0.7	0.9	1.2	1.8
			32				0.5	0.6	0.8	1	1.4
			40					0.6	0.8	1	1.4
			50						0.7	0.9	1.3
			63							0.9	1.2

L.	Char.	Icu [kA]	E.	S800S C 50							
			In [A]	25	32	40	50	63	80	100	125
S200M	D	15	0.5	T	T	T	T	T	T	T	T
			1	2.1	T	T	T	T	T	T	T
			1.6	0.8	2.3	T	T	T	T	T	T
			2	0.4	0.7	2.3	T	T	T	T	T
			3	0.3	0.5	0.7	1.2	2.2	6.4	T	T
			4	0.3	0.4	0.7	1	1.4	2.6	6.2	T
			6		0.4	0.6	0.8	1.1	1.8	3.2	6.4
			8			0.5	0.7	0.9	1.2	1.8	2.8
			10				0.7	0.9	1.2	1.8	2.8
			13					0.7	1	1.4	2
			16						1	1.4	2
			20							1	1.4
			25								1.4
			32								
			40								
			50								
			63								

L.	Char.	Icu [kA]	E.	S800S C 50							
			In [A]	25	32	40	50	63	80	100	125
S200M	K	15	0.5	T	T	T	T	T	T	T	T
			1	2.1	T	T	T	T	T	T	T
			1.6	0.8	2.3	T	T	T	T	T	T
			2	0.4	0.7	2.3	T	T	T	T	T
			3	0.3	0.5	0.7	1.2	2.2	6.4	T	T
			4	0.3	0.4	0.7	1	1.4	2.6	6.2	T
			6		0.4	0.6	0.8	1.1	1.8	3.2	6.4
			8			0.5	0.7	0.9	1.2	1.8	2.8
			10				0.7	0.9	1.2	1.8	2.8
			13					0.7	1	1.4	2
			16						1	1.4	2
			20							1	1.4
			25								1.4
			32								
			40								
			50								
			63								

E. = supply side L. = load side
T = total selectivity up to breaking capacity of load side breaker
Selectivity limits are specified in kA

S800S - S200M @ 230/400V

L.	Char.	Icu [kA]	E.	S800S D 50							
			In [A]	25	32	40	50	63	80	100	125
S200M	B	15	6	0.5	1	1.2	2	2.8	T	T	T
			10	0.4	0.6	0.8	1.1	1.4	2.8	3.9	7.4
			13	0.4	0.6	0.8	1.1	1.4	2.5	3.3	5.6
			16		0.6	0.8	1.1	1.4	2.5	3.3	5.6
			20			0.8	1.1	1.3	2.3	3	4.7
			25			0.8	1.1	1.3	2.3	3	4.7
			32				0.9	1.1	1.9	2.4	3.7
			40					1.1	1.9	2.4	3.7
			50						1.5	1.9	2.3
			63							1.7	2.3

L.	Char.	Icu [kA]	E.	S800S D 50							
			In [A]	25	32	40	50	63	80	100	125
S200M	C	15	0.5	T	T	T	T	T	T	T	T
			1	T	T	T	T	T	T	T	T
			1.6	T	T	T	T	T	T	T	T
			2	T	T	T	T	T	T	T	T
			3	0.7	2.2	4.4	T	T	T	T	T
			4	0.7	1.3	2.2	4.4	7.7	T	T	T
			6	0.5	1	1.2	2	2.8	9.9	T	T
			8	0.4	0.6	0.8	1.1	1.4	2.8	3.9	7.4
			10	0.4	0.6	0.8	1.1	1.4	2.8	3.9	7.4
			13	0.4	0.6	0.8	1.1	1.4	2.5	3.3	5.6
			16		0.6	0.8	1.1	1.4	2.5	3.3	5.6
			20			0.8	1.1	1.3	2.3	3	4.7
			25			0.8	1.1	1.3	2.3	3	4.7
			32				0.9	1.1	1.9	2.4	3.7
			40					1.1	1.9	2.4	3.7
			50						1.5	1.9	2.3
			63							1.7	2.3

L.	Char.	Icu [kA]	E.	S800S D 50							
			In [A]	25	32	40	50	63	80	100	125
S200M	D	15	0.5	T	T	T	T	T	T	T	T
			1	T	T	T	T	T	T	T	T
			1.6	T	T	T	T	T	T	T	T
			2	2.3	T	T	T	T	T	T	T
			3	0.7	1.3	4.4	T	T	T	T	T
			4	0.7	1	2.2	4.4	7.7	T	T	T
			6	0.6	0.8	1.5	2.5	3.6	T	T	T
			8	0.5	0.7	1.1	1.5	2	4	5.5	T
			10	0.5	0.7	1.1	1.5	2	4	5.5	T
			13		0.6	0.9	1.2	1.5	2.6	3.4	5.2
			16			0.9	1.2	1.5	2.6	3.4	5.2
			20				0.9	1.1	1.8	2.2	3.2
			25					1.1	1.8	2.2	3.2
			32						1.7	2	2.9
			40							1.9	2.6
			50								2.2
			63								

L.	Char.	Icu [kA]	E.	S800S D 50							
			In [A]	25	32	40	50	63	80	100	125
S200M	K	15	0.5	T	T	T	T	T	T	T	T
			1	T	T	T	T	T	T	T	T
			1.6	T	T	T	T	T	T	T	T
			2	2.3	T	T	T	T	T	T	T
			3	0.7	1.3	4.4	T	T	T	T	T
			4	0.7	1	2.2	4.4	7.7	T	T	T
			6	0.6	0.8	1.5	2.5	3.6	T	T	T
			8	0.5	0.7	1.1	1.5	2	4	5.5	T
			10	0.5	0.7	1.1	1.5	2	4	5.5	T
			13		0.6	0.9	1.2	1.5	2.6	3.4	5.2
			16			0.9	1.2	1.5	2.6	3.4	5.2
			20				0.9	1.1	1.8	2.2	3.2
			25					1.1	1.8	2.2	3.2
			32						1.7	2	2.9
			40							1.9	2.6
			50								2.2
			63								

E. = supply side L. = load side
T = total selectivity up to breaking capacity of load side breaker
Selectivity limits are specified in kA

Selectivity

S800S-S200P

S800S - S200P @ 230/400V

L.	Char.	E.	S800S							
		Icu [kA]	B							
			50							
		In [A]	25	32	40	50	63	80	100	125
S200P	B	25	6			0.4	0.5	0.7	1	1.5	2.6
			10				0.4	0.6	0.7	1	1.4
			13					0.5	0.7	0.9	1.3
			16						0.7	0.9	1.3
			20							0.9	1.3
			25							0.9	1.3
		15	32							0.8	1.1
			40							0.8	1.1
			50								1
			63								0.9

L.	Char.	E.	S800S							
		Icu [kA]	B							
			50							
		In [A]	25	32	40	50	63	80	100	125
S200P	C	25	0.5	T	T	T	T	T	T	T	T
			1	3.3	T	T	T	T	T	T	T
			1.6	0.6	1.3	T	T	T	T	T	T
			2	0.4	0.7	1.2	T	T	T	T	T
			3		0.4	0.6	0.7	1.1	2.6	8.8	T
			4		0.4	0.6	0.7	1	1.7	3.1	7
			6			0.4	0.5	0.7	1	1.5	2.6
			8				0.4	0.6	0.7	1	1.4
			10				0.4	0.6	0.7	1	1.4
			13					0.5	0.7	0.9	1.3
			16						0.7	0.9	1.3
			20							0.9	1.3
			25							0.9	1.3
		15	32							0.8	1.1
			40							0.8	1.1
			50								1
			63								0.9

L.	Char.	E.	S800S							
		Icu [kA]	B							
			50							
		In [A]	25	32	40	50	63	80	100	125
S200P	K	25	0.2	T	T	T	T	T	T	T	T
			0.3	T	T	T	T	T	T	T	T
			0.5	T	T	T	T	T	T	T	T
			0.75	T	T	T	T	T	T	T	T
			1	0.8	5	T	T	T	T	T	T
			1.6	0.5	1	2.3	T	T	T	T	T
			2	0.3	0.5	0.7	2.1	T	T	T	T
			3		0.4	0.5	0.7	1.2	2.5	8.6	T
			4		0.4	0.4	0.7	1	1.7	3	7.7
			6				0.6	0.8	1.2	2	3.6
			8					0.7	0.9	1.3	2
			10						0.9	1.3	2
			13							1	1.5
			16								1.5
			20								
			25								
		15	32								
			40								
			50								
			63								

E. = supply side L. = load side
T = total selectivity up to breaking capacity of load side breaker
Selectivity limits are specified in kA

S800S - S200P @ 230/400V

L.	Char.	E.	S800S							
		Icu [kA]	C							
			50							
		In [A]	25	32	40	50	63	80	100	125
S200P	B	25	6			0.4	0.5	0.7	1	1.5	2.6
			10				0.4	0.6	0.7	1	1.4
			13					0.5	0.7	0.9	1.3
			16						0.7	0.9	1.3
			20							0.9	1.3
			25							0.9	1.3
		15	32							0.8	1.1
			40							0.8	1.1
			50								1
			63								0.9

L.	Char.	E.	S800S							
		Icu [kA]	C							
			50							
		In [A]	25	32	40	50	63	80	100	125
S200P	C	25	0.5	T	T	T	T	T	T	T	T
			1	3.3	T	T	T	T	T	T	T
			1.6	0.6	1.3	T	T	T	T	T	T
			2	0.4	0.7	1.3	T	T	T	T	T
			3		0.4	0.6	0.7	1.1	2.6	8.8	T
			4		0.4	0.6	0.7	1	1.7	3.1	7
			6			0.4	0.5	0.7	1	1.5	2.6
			8				0.4	0.6	0.7	1	1.4
			10				0.4	0.6	0.7	1	1.4
			13					0.5	0.7	0.9	1.3
			16						0.7	0.9	1.3
			20							0.9	1.3
			25							0.9	1.3
		15	32							0.8	1.1
			40							0.8	1.1
			50								1
			63								0.9

L.	Char.	E.	S800S							
		Icu [kA]	C							
			50							
		In [A]	25	32	40	50	63	80	100	125
S200P	K	25	0.2	T	T	T	T	T	T	T	T
			0.3	T	T	T	T	T	T	T	T
			0.5	T	T	T	T	T	T	T	T
			0.75	T	T	T	T	T	T	T	T
			1	0.8	5	T	T	T	T	T	T
			1.6	0.5	1	2.3	T	T	T	T	T
			2	0.3	0.5	0.7	2.3	T	T	T	T
			3		0.4	0.5	0.7	1.2	2.5	8.6	T
			4		0.4	0.4	0.7	1	1.7	3	7.7
			6				0.6	0.8	1.2	2	3.6
			8					0.7	0.9	1.3	2
			10						0.9	1.3	2
			13							1	1.5
			16								1.5
			20								
			25								
		15	32								
			40								
			50								
			63								

E. = supply side L. = load side
T = total selectivity up to breaking capacity of load side breaker
Selectivity limits are specified in kA

S800S - S200P @ 230/400V

L.	Char.	E.	S800S							
		Icu [kA]	D							
			50							
		In [A]	25	32	40	50	63	80	100	125
S200P	B	25	6	0.5	1	1.2	2	2.8	9.9	21.3	T
			10	0.4	0.6	0.8	1.1	1.4	2.8	3.9	7.4
			13	0.4	0.6	0.8	1.1	1.4	2.5	3.3	5.6
			16		0.6	0.8	1.1	1.4	2.5	3.3	5.6
			20			0.8	1.1	1.3	2.3	3	4.7
			25			0.8	1.1	1.3	2.3	3	4.7
		15	32				0.9	1.1	1.9	2.4	3.7
			40					1.1	1.9	2.4	3.7
			50						1.5	1.9	2.3
			63							1.7	2.3

L.	Char.	E.	S800S							
		Icu [kA]	D							
			50							
		In [A]	25	32	40	50	63	80	100	125
S200P	C	25	0.5	T	T	T	T	T	T	T	T
			1	T	T	T	T	T	T	T	T
			1.6	T	T	T	T	T	T	T	T
			2	T	T	T	T	T	T	T	T
			3	0.7	2.2	4.4	T	T	T	T	T
			4	0.7	1.3	2.2	4.4	7.7	T	T	T
			6	0.5	1	1.2	2	2.8	9.9	22	T
			8	0.4	0.6	0.8	1.1	1.4	2.8	3.9	7.4
			10	0.4	0.6	0.8	1.1	1.4	2.8	3.9	7.4
			13	0.4	0.6	0.8	1.1	1.4	2.5	3.3	5.6
			16		0.6	0.8	1.1	1.4	2.5	3.3	5.6
			20			0.8	1.1	1.3	2.3	3	4.7
			25			0.8	1.1	1.3	2.3	3	4.7
		15	32				0.9	1.1	1.9	2.4	3.7
			40					1.1	1.9	2.4	3.7
			50						1.5	1.9	2.3
			63							1.7	2.3

L.	Char.	E.	S800S							
		Icu [kA]	D							
			50							
		In [A]	25	32	40	50	63	80	100	125
S200P	K	25	0.2	T	T	T	T	T	T	T	T
			0.3	T	T	T	T	T	T	T	T
			0.5	T	T	T	T	T	T	T	T
			0.75	T	T	T	T	T	T	T	T
			1	T	T	T	T	T	T	T	T
			1.6	T	T	T	T	T	T	T	T
			2	2.3	T	T	T	T	T	T	T
			3	0.7	1.3	4.4	T	T	T	T	T
			4	0.7	1	2.2	4.4	7.7	T	T	T
			6	0.6	0.8	1.5	2.5	3.6	12	24.2	T
			8	0.5	0.7	1.1	1.5	2	4	5.5	9.9
			10	0.5	0.7	1.1	1.5	2	4	5.5	9.9
			13		0.6	0.9	1.2	1.5	2.6	3.4	5.2
			16			0.9	1.2	1.5	2.6	3.4	5.2
			20				0.9	1.1	1.8	2.2	3.2
			25						1.8	2.2	3.2
		15	32						1.7	2	2.9
			40							1.9	2.6
			50								2.2
			63								

E. = supply side L. = load side
T = total selectivity up to breaking capacity of load side breaker
Selectivity limits are specified in kA

Selectivity

S800S-S400E/S450E

S800S - S400E/S450E (SMISSLINE) @ 230/400V

			E.	S800S							
	Char.			B							
L.		I_{cu} [kA]		50							
			I_n [A]	25	32	40	50	63	80	100	125
S400E S450E	B, C	I_{cn} [kA] 6	6			0.4	0.5	0.6	0.9	1.4	2.4
			10				0.4	0.5	0.7	0.9	1.3
			13					0.5	0.7	0.9	1.2
			16						0.7	0.9	1.2
			20							0.9	1.2
			25							0.9	1.2
			32							0.7	1
			40							0.7	1
			50								0.9
			63								0.9

			E.	S800S							
	Char.			C							
L.		I_{cu} [kA]		50							
			I_n [A]	25	32	40	50	63	80	100	125
S400E S450E	B, C	I_{cn} [kA] 6	6		0.4	0.5	0.6	0.9	1.3	2.2	4.4
			10		0.3	0.4	0.5	0.6	0.8	1.2	1.8
			13		0.3	0.4	0.5	0.6	0.8	1.2	1.7
			16		0.3	0.4	0.5	0.6	0.8	1.2	1.7
			20			0.4	0.5	0.6	0.8	1.1	1.6
			25			0.4	0.5	0.6	0.8	1.1	1.6
			32				0.4	0.5	0.7	0.9	1.3
			40					0.5	0.7	0.9	1.3
			50						0.7	0.9	1.2
			63							0.8	1.1

			E.	S800S							
	Char.			D							
L.		I_{cu} [kA]		50							
			I_n [A]	25	32	40	50	63	80	100	125
S400E S450E	B, C	I_{cn} [kA] 6	6	0.5	0.9	1.1	1.8	2.5	T	T	T
			10	0.4	0.5	0.8	1	1.3	2.5	3.5	T
			13	0.4	0.5	0.8	1	1.3	2.3	3	5.1
			16		0.5	0.8	1	1.3	2.3	3	5.1
			20			0.7	1	1.2	2.1	2.7	4.3
			25			0.7	1	1.2	2.1	2.7	4.3
			32				0.9	1	1.7	2.2	3.4
			40					1	1.7	2.2	3.4
			50						1.4	1.7	2.1
			63							1.6	2.1

E. = supply end L. = load end
T = total selectivity up to breaking capacity of switch at output end
Selectivity limits are specified in kA

Selectivity

S800S-S400M/S450M

S800S - S400M/S450M (SMISSLINE) @ 230/400V

L.	Char.	Icu [kA]	E.	S800S B 50							
			In [A]	25	32	40	50	63	80	100	125
S400M S450M	B	Icn [kA] 10	6			0.4	0.5	0.6	0.9	1.4	2.4
			10				0.4	0.5	0.7	0.9	1.3
			13					0.5	0.7	0.9	1.2
			16						0.7	0.9	1.2
			20							0.9	1.2
			25							0.9	1.2
			32							0.7	1
			40							0.7	1
			50								0.9
			63								0.9

L.	Char.	Icu [kA]	E.	S800S B 50							
			In [A]	25	32	40	50	63	80	100	125
S400M S450M	C	50	0.5	T	T	T	T	T	T	T	T
			1	3	T	T	T	T	T	T	T
			1.6	1	1	T	T	T	T	T	T
			2	0	1	1.2	T	T	T	T	T
		25	3		0	0.6	0.7	1	2.4	T	T
			4		0	0.5	0.6	0.9	1.5	2.8	T
			6			0.4	0.5	0.6	0.9	1.4	2.4
			8				0.4	0.5	0.7	0.9	1.3
			10				0.4	0.5	0.7	0.9	1.3
			13					0.5	0.7	0.9	1.2
			16						0.7	0.9	1.2
			20							0.9	1.2
		15	25							0.9	1.2
			32							0.7	1
			40							0.7	1
			50								0.9
			63								0.9

L.	Char.	Icu [kA]	E.	S800S B 50							
			In [A]	25	32	40	50	63	80	100	125
S400M S450M	D	Icn [kA] 10	6				0.5	0.6	1.1	1.8	3.3
			8					0.6	0.9	1.2	1.8
			10						0.9	1.2	1.8
			13							1	1.4
			16								1.4
			20								
			25								
			32								
			40								
			50								
			63								

L.	Char.	Icu [kA]	E.	S800S B 50							
			In [A]	25	32	40	50	63	80	100	125
S400M S450M	K	50	0.5	T	T	T	T	T	T	T	T
			1	1	5	T	T	T	T	T	T
			1.6	0	1	2.1	T	T	T	T	T
			2	0	1	0.7	2.1	T	T	T	T
		25	3		0	0.4	0.7	1.1	2.3	7.8	T
			4		0	0.4	0.6	0.9	1.5	2.8	7
			6				0.5	0.7	1.1	1.8	3.3
			8					0.6	0.9	1.2	1.8
			10						0.9	1.2	1.8
			13							1	1.4
			16								1.4
			20								
		10	25								
			32								
			40								
			50								
			63								

S800S - S400M/S450M (SMISSLINE) @ 230/400V

L.	Char.	Icu [kA]	E.	S800S C 50							
			In [A]	25	32	40	50	63	80	100	125
S400M S450M	B	Icn [kA] 10	6		0.4	0.5	0.6	0.9	1.3	2.2	4.4
			10		0.3	0.4	0.5	0.6	0.8	1.2	1.8
			13		0.3	0.4	0.5	0.6	0.8	1.2	1.7
			16		0.3	0.4	0.5	0.6	0.8	1.2	1.7
			20			0.4	0.5	0.6	0.8	1.1	1.6
			25			0.4	0.5	0.6	0.8	1.1	1.6
			32				0.4	0.5	0.7	0.9	1.3
			40					0.5	0.7	0.9	1.3
			50						0.7	0.9	1.2
			63							0.8	1.1

L.	Char.	Icu [kA]	E.	S800S C 50							
			In [A]	25	32	40	50	63	80	100	125
S400M S450M	C	50	0.5	T	T	T	T	T	T	T	T
			1	T	T	T	T	T	T	T	T
			1.6	1	T	T	T	T	T	T	T
			2	0	0.9	T	T	T	T	T	T
		25	3	0	0.4	0.7	1.1	1.9	5.8	T	T
			4	0	0.4	0.6	0.9	1.3	2.4	5.5	T
			6		0.4	0.5	0.6	0.9	1.3	2.2	4.4
			8		0.3	0.4	0.5	0.6	0.8	1.2	1.8
			10		0.3	0.4	0.5	0.6	0.8	1.2	1.8
			13		0.3	0.4	0.5	0.6	0.8	1.2	1.7
			16		0.3	0.4	0.5	0.6	0.8	1.2	1.7
			20			0.4	0.5	0.6	0.8	1.1	1.6
		15	25			0.4	0.5	0.6	0.8	1.1	1.6
			32				0.4	0.5	0.7	0.9	1.3
			40					0.5	0.7	0.9	1.3
			50						0.7	0.9	1.2
			63							0.8	1.1

L.	Char.	Icu [kA]	E.	S800S C 50							
			In [A]	25	32	40	50	63	80	100	125
S400M S450M	D	Icn [kA] 10	6		0.4	0.5	0.7	1	1.6	2.9	5.8
			8			0.5	0.6	0.8	1.1	1.6	2.5
			10				0.6	0.8	1.1	1.6	2.5
			13					0.7	0.9	1.3	1.8
			16						0.9	1.3	1.8
			20							0.9	1.3
			25								1.3
			32								
			40								
			50								
			63								

L.	Char.	Icu [kA]	E.	S800S C 50							
			In [A]	25	32	40	50	63	80	100	125
S400M S450M	K	50	0.5	T	T	T	T	T	T	T	T
			1	2	T	T	T	T	T	T	T
			1.6	1	2.1	T	T	T	T	T	T
			2	0	0.7	2.1	T	T	T	T	T
		25	3	0	0.4	0.7	1.1	2	5.8	T	T
			4	0	0.4	0.6	0.9	1.3	2.4	5.6	T
			6		0.4	0.5	0.7	1	1.6	2.9	5.8
			8			0.5	0.6	0.8	1.1	1.6	2.5
			10				0.6	0.8	1.1	1.6	2.5
			13					0.7	0.9	1.3	1.8
			16						0.9	1.3	1.8
			20							0.9	1.3
		10	25								1.3
			32								
			40								
			50								
			63								

E. = supply side L. = load side
T = total selectivity up to breaking capacity of load side breaker
Selectivity limits are specified in kA

S800S - S400M/S450M (SMISSLINE) @ 230/400V

L.	Char.	Icu [kA]	E.	S800S D 50							
			In [A]	25	32	40	50	63	80	100	125
S400M S450M	B	Icn [kA] 10	6	0.5	0.9	1.1	1.8	2.5	9	T	T
			10	0.4	0.5	0.8	1	1.3	2.5	3.5	6.7
			13	0.4	0.5	0.8	1	1.3	2.3	3	5.1
			16		0.5	0.8	1	1.3	2.3	3	5.1
			20			0.7	1	1.2	2.1	2.7	4.3
			25			0.7	1	1.2	2.1	2.7	4.3
			32				0.9	1	1.7	2.2	3.4
			40					1	1.7	2.2	3.4
			50						1.4	1.7	2.1
			63							1.6	2.1

L.	Char.	Icu [kA]	E.	S800S D 50							
			In [A]	25	32	40	50	63	80	100	125
S400M S450M	C	50	0.5	T	T	T	T	T	T	T	T
			1	T	T	T	T	T	T	T	T
			1.6	T	T	T	T	T	T	T	T
			2	T	T	T	T	T	T	T	T
		25	3	0.7	2	4	T	T	T	T	T
			4	0.6	1.2	2	4	7	T	T	T
			6	0.5	0.9	1.1	1.8	2.5	9	T	T
			8	0.4	0.5	0.8	1	1.3	2.5	3.5	6.7
			10	0.4	0.5	0.8	1	1.3	2.5	3.5	6.7
			13	0.4	0.5	0.8	1	1.3	2.3	3	5.1
			16		0.5	0.8	1	1.3	2.3	3	5.1
			20			0.7	1	1.2	2.1	2.7	4.3
		15	25			0.7	1	1.2	2.1	2.7	4.3
			32				0.9	1	1.7	2.2	3.4
			40					1	1.7	2.2	3.4
			50						1.4	1.7	2.1
			63							1.6	2.1

L.	Char.	Icu [kA]	E.	S800S D 50							
			In [A]	25	32	40	50	63	80	100	125
S400M S450M	D	Icn [kA] 10	6	0.5	0.8	1.4	2.3	3.3	T	T	T
			8	0.5	0.6	1	1.4	1.8	3.6	5	9
			10	0.5	0.6	1	1.4	1.8	3.6	5	9
			13		0.5	0.8	1.1	1.4	2.4	3.1	4.7
			16			0.8	1.1	1.4	2.4	3.1	4.7
			20				0.8	1	1.6	2	2.9
			25					1	1.6	2	2.9
			32						1.5	1.8	2.6
			40							1.7	2.4
			50								2
			63								

L.	Char.	Icu [kA]	E.	S800S D 50							
			In [A]	25	32	40	50	63	80	100	125
S400M S450M	K	50	0.5	T	T	T	T	T	T	T	T
			1	T	T	T	T	T	T	T	T
			1.6	T	T	T	T	T	T	T	T
			2	2.1	T	T	T	T	T	T	T
		25	3	0.7	1.2	4	T	T	T	T	T
			4	0.6	0.9	2	4	7	T	T	T
			6	0.5	0.8	1.4	2.3	3.3	T	T	T
			8	0.5	0.6	1	1.4	1.8	3.6	5	T
			10	0.5	0.6	1	1.4	1.8	3.6	5	T
			13		0.5	0.8	1.1	1.4	2.4	3.1	4.7
			16			0.8	1.1	1.4	2.4	3.1	4.7
			20				0.8	1	1.6	2	2.9
		10	25					1	1.6	2	2.9
			32						1.5	1.8	2.6
			40							1.7	2.4
			50								2
			63								

E. = supply side L. = load side
T = total selectivity up to breaking capacity of load side breaker
Selectivity limits are specified in kA

Selectivity

Tmax

Tmax T1 - S800S @ 400/415V

			E.	T1											
			A.	B, C, N											
			Release	TM											
			I_u [A]	160											
L.	Char.	I_{CU} [kA]	I_n [A]	16	20	25	32	40	50	63	80	100	125	160
S800S	B, C, D, K	50	10			4.5	4.5	4.5	4.5	8	10	20*	25*	36*
			13				4.5	4.5	4.5	7.5	10	15	25*	36*
			16					4.5	4.5	7.5	10	15	25*	36*
			20						4.5	7.5	10	15	25*	36*
			25							6	10	15	20*	36*
			32								7.5	10	20*	36*
			40									10	20*	36*
			50										15	36*
			63											36*
			80											36*
			100											36*
			125											

Tmax T3 - S800S @ 400/415V

			E.	T3						
			A.	N, S						
			Release	TM						
			I_u [A]	250						
L.	Char.	I_{CU} [kA]	I_n [A]	63	80	100	125	160	200	250
S800S	B, C, D, K	50	10	8	10	20	25	36	36	50*
			13	7.5	10	15	25	36	36	50*
			16	7.5	10	15	25	36	36	50*
			20	7.5	10	15	25	36	36	50*
			25	6	10	15	20	36	36	50*
			32		7.5	10	20	36	36	50*
			40			10	20	36	36	50*
			50				15	36	36	50*
			63					36	36	50*
			80						36	50*
			100							50*
			125							50*

Tmax T4 - S800S @ 400/415V

			E.	T4													
			A.	N, S													
			Release	TMD										PR			
			I_u [A]	250										250			320
L.	Char.	I_{CU} [kA]	I_n [A]	20	32	50	80	100	125	160	200	250	100	160	250	320
S800S	B	50	10	6.5	6.5	6.5	11	50*	50*	50*	50*	50*	50*	50*	50*	50*
			13	6.5	6.5	6.5	11	50*	50*	50*	50*	50*	50*	50*	50*	50*
			16	6.5	6.5	6.5	11	50*	50*	50*	50*	50*	50*	50*	50*	50*
			20		6.5	6.5	11	50*	50*	50*	50*	50*	50*	50*	50*	50*
			25			6.5	11	50*	50*	50*	50*	50*	50*	50*	50*	50*
			32			6.5	8.0	50*	50*	50*	50*	50*	50*	50*	50*	50*
			40				6.5	50*	50*	50*	50*	50*	50*	50*	50*	50*
			50					7.5	50*	50*	50*	50*	50*	50*	50*	50*
			63						7.0	50*	50*	50*	50*	50*	50*	50*
			80							50*	50*	50*	50*	50*	50*	50*
			100								50*	50*	50*	50*	50*	50*
			125									50*	50*	50*	50*	50*

Tmax T4 - S800S @ 400/415V

			E.	T4													
			A.	N, S													
			Release	TMD										PR			
			I_u [A]	250										250			320
L.	Char.	I_{CU} [kA]	I_n [A]	20	32	50	80	100	125	160	200	250	100	160	250	320
S800S	C	50	10	6.5	6.5	6.5	11	50*	50*	50*	50*	50*	50*	50*	50*	50*
			13	6.5	6.5	6.5	11	50*	50*	50*	50*	50*	50*	50*	50*	50*
			16		6.5	6.5	11	50*	50*	50*	50*	50*	50*	50*	50*	50*
			20		6.5	6.5	11	50*	50*	50*	50*	50*	50*	50*	50*	50*
			25			6.5	11	50*	50*	50*	50*	50*	50*	50*	50*	50*
			32			6.5	8.0	50*	50*	50*	50*	50*	50*	50*	50*	50*
			40				6.5	50*	50*	50*	50*	50*	50*	50*	50*	50*
			50					7.5	50*	50*	50*	50*	50*	50*	50*	50*
			63						7.0	50*	50*	50*	50*	50*	50*	50*
			80							6.5	50*	50*	50*	50*	50*	50*
			100								6.5	50*	50*	50*	50*	50*
			125									6.5	50*	50*	50*	50*

* Choose the lowest value among those indicated and the rated ulitmate short-circuit current of the supply side circuit breaker.
E. = supply side
L. = load side
A. = version
Selectivity limits are specified in kA

Tmax T4 - S800S @ 400/415V

			E.	T4																
			A.	N, S																
			Release	TMD												PR				
			I_u [A]	250												250				320
L.	Char.	I_{CU} [kA]	I_n [A]	20	32	50	80	100	125	160	200	250	320	400	500	320	400	500	630	630
S800S	D	50	10	6.5	6.5	6.5	11	50*	50*	50*	50*	50*	50*	50*	50*	50*	50*	50*	50*	50*
			13			6.5	11	50*	50*	50*	50*	50*	50*	50*	50*	50*	50*	50*	50*	50*
			16			6.5	11	50*	50*	50*	50*	50*	50*	50*	50*	50*	50*	50*	50*	50*
			20				11	50*	50*	50*	50*	50*	50*	50*	50*	50*	50*	50*	50*	50*
			25				11	50*	50*	50*	50*	50*	50*	50*	50*	50*	50*	50*	50*	50*
			32					50*	50*	50*	50*	50*	50*	50*	50*	50*	50*	50*	50*	50*
			40					50*	50*	50*	50*	50*	50*	50*	50*	50*	50*	50*	50*	50*
			50						50*	50*	50*	50*	50*	50*	50*	50*	50*	50*	50*	50*
			63							50*	50*	50*	50*	50*	50*	50*	50*	50*	50*	50*
			80								50*	50*	50*	50*	50*	50*	50*	50*	50*	50*
			100									50*	50*	50*	50*	50*	50*	50*	50*	50*
			125										50*	50*	50*	50*	50*	50*	50*	50*

Tmax T4 - S800S @ 400/415V

			E.	T4																
			A.	N, S																
			Release	TMD												PR				
			I_u [A]	250												250				320
L.	Char.	I_{CU} [kA]	I_n [A]	20	32	50	80	100	125	160	200	250	320	400	500	320	400	500	630	630
S800S	K	50	10	6.5	6.5	6.5	11	50*	50*	50*	50*	50*	50*	50*	50*	50*	50*	50*	50*	50*
			13		5.0	6.5	11	50*	50*	50*	50*	50*	50*	50*	50*	50*	50*	50*	50*	50*
			16			6.5	11	50*	50*	50*	50*	50*	50*	50*	50*	50*	50*	50*	50*	50*
			20			6.5	11	50*	50*	50*	50*	50*	50*	50*	50*	50*	50*	50*	50*	50*
			25					50*	50*	50*	50*	50*	50*	50*	50*	50*	50*	50*	50*	50*
			32						50*	50*	50*	50*	50*	50*	50*	50*	50*	50*	50*	50*
			40							50*	50*	50*	50*	50*	50*	50*	50*	50*	50*	50*
			50								50*	50*	50*	50*	50*	50*	50*	50*	50*	50*
			63									50*	50*	50*	50*	50*	50*	50*	50*	50*
			80										50*	50*	50*	50*	50*	50*	50*	50*
			100										50*	50*	50*	50*	50*	50*	50*	50*
			125										50*	50*	50*	50*	50*	50*	50*	50*

Tmax T5 - S800S @ 400/415V

			E.	T5					
			A.	N, S, H, L, V					
			Release	TMD			PR		
			I_u [A]	400		630	400		630
L.	Char.	I_{CU} [kA]	I_n [A]	320	400	500	320	400	630
S800S	B,C,D,K	50	10	50*	50*	50*	50*	50*	50*
			13	50*	50*	50*	50*	50*	50*
			16	50*	50*	50*	50*	50*	50*
			20	50*	50*	50*	50*	50*	50*
			25	50*	50*	50*	50*	50*	50*
			32	50*	50*	50*	50*	50*	50*
			40	50*	50*	50*	50*	50*	50*
			50	50*	50*	50*	50*	50*	50*
			63	50*	50*	50*	50*	50*	50*
			80	50*	50*	50*	50*	50*	50*
			100	50*	50*	50*	50*	50*	50*
			125	50*	50*	50*	50*	50*	50*

Tmax T6 - S800S @ 400/415V

			E.	T6				
			A.	N, S, H, L				
			Release	TMD		PR		
			I_u [A]	630	800	630	800	1000
L.	Char.	I_{CU} [kA]	I_n [A]	630	800	630	800	1000
S800S	B,C,D,K	50	10	50*	50*	50*	50*	50*
			13	50*	50*	50*	50*	50*
			16	50*	50*	50*	50*	50*
			20	50*	50*	50*	50*	50*
			25	50*	50*	50*	50*	50*
			32	50*	50*	50*	50*	50*
			40	50*	50*	50*	50*	50*
			50	50*	50*	50*	50*	50*
			63	50*	50*	50*	50*	50*
			80	50*	50*	50*	50*	50*
			100	50*	50*	50*	50*	50*
			125	50*	50*	50*	50*	50*

Tmax T7 - S800S @ 400/415V

			E.	T7																		
			A.	S, H, L																		
			Release	PR																		
			I_u [A]	800			1000				1250					1600						
L.	Char.	I_{CU} [kA]	I_n [A]	400	630	800	400	630	800	1000	400	630	800	1000	1250	400	630	800	1000	1250	1600
S800S	B,C,D,K	50	10	50*	50*	50*	50*	50*	50*	50*	50*	50*	50*	50*	50*	50*	50*	50*	50*	50*	50*
			13	50*	50*	50*	50*	50*	50*	50*	50*	50*	50*	50*	50*	50*	50*	50*	50*	50*	50*
			16	50*	50*	50*	50*	50*	50*	50*	50*	50*	50*	50*	50*	50*	50*	50*	50*	50*	50*
			20	50*	50*	50*	50*	50*	50*	50*	50*	50*	50*	50*	50*	50*	50*	50*	50*	50*	50*
			25	50*	50*	50*	50*	50*	50*	50*	50*	50*	50*	50*	50*	50*	50*	50*	50*	50*	50*
			32	50*	50*	50*	50*	50*	50*	50*	50*	50*	50*	50*	50*	50*	50*	50*	50*	50*	50*
			40	50*	50*	50*	50*	50*	50*	50*	50*	50*	50*	50*	50*	50*	50*	50*	50*	50*	50*
			50	50*	50*	50*	50*	50*	50*	50*	50*	50*	50*	50*	50*	50*	50*	50*	50*	50*	50*
			63	50*	50*	50*	50*	50*	50*	50*	50*	50*	50*	50*	50*	50*	50*	50*	50*	50*	50*
			80	50*	50*	50*	50*	50*	50*	50*	50*	50*	50*	50*	50*	50*	50*	50*	50*	50*	50*
			100	50*	50*	50*	50*	50*	50*	50*	50*	50*	50*	50*	50*	50*	50*	50*	50*	50*	50*
			125	50*	50*	50*	50*	50*	50*	50*	50*	50*	50*	50*	50*	50*	50*	50*	50*	50*	50*

* Choose the lowest value among those indicated and the rated ulitmate short-circuit current of the supply side circuit breaker.
E. = supply side
L. = load side
A. = version
Selectivity limits are specified in kA

Selectivity

S800N-S200

S800N - S200 @ 230/400V

L.	Char.	Icu [kA]	E.	S800N B 36							
			In [A]	25	32	40	50	63	80	100	125
S200	B	10	6				0.4	0.5	0.7	1	1.5	2.6
			10				0.4	0.6	0.7	1	1.4
			13					0.5	0.7	0.9	1.3
			16						0.7	0.9	1.3
			20							0.9	1.3
			25							0.9	1.3
			32							0.8	1.1
			40							0.8	1.1
			50								1
			63								0.9

L.	Char.	Icu [kA]	E.	S800N B 36							
			In [A]	25	32	40	50	63	80	100	125
S200	C	10	0.5	T	T	T	T	T	T	T	T
			1	3.3	T	T	T	T	T	T	T
			1.6	0.6	1.3	T	T	T	T	T	T
			2	0.4	0.7	1.2	T	T	T	T	T
			3		0.4	0.6	0.7	1.1	2.6	T	T
			4		0.4	0.6	0.7	1	1.7	3.1	T
			6			0.4	0.5	0.7	1	1.5	2.6
			8				0.4	0.6	0.7	1	1.4
			10				0.4	0.6	0.7	1	1.4
			13					0.5	0.7	0.9	1.3
			16						0.7	0.9	1.3
			20							0.9	1.3
			25							0.9	1.3
			32							0.8	1.1
			40							0.8	1.1
			50								1
			63								0.9

L.	Char.	Icu [kA]	E.	S800N B 36							
			In [A]	25	32	40	50	63	80	100	125
S200	D	10	0.5	T	T	T	T	T	T	T	T
			1	0.8	5	T	T	T	T	T	T
			1.6	0.5	1	2.3	T	T	T	T	T
			2	0.3	0.5	0.7	2.3	T	T	T	T
			3		0.4	0.5	0.7	1.2	2.5	T	T
			4		0.4	0.4	0.7	1	1.7	3	T
			6				0.6	0.8	1.2	2	3.6
			8					0.7	0.9	1.3	2
			10						0.9	1.3	2
			13							1	1.5
			16								1.5
			20								
			25								
			32								
			40								
			50								
			63								

L.	Char.	Icu [kA]	E.	S800N B 36							
			In [A]	25	32	40	50	63	80	100	125
S200	K	10	0.5	T	T	T	T	T	T	T	T
			1	0.8	5	T	T	T	T	T	T
			1.6	0.5	1	2.3	T	T	T	T	T
			2	0.3	0.5	0.7	2.3	T	T	T	T
			3		0.4	0.5	0.7	1.2	2.5	T	T
			4		0.4	0.4	0.7	1	1.7	3	T
			6				0.6	0.8	1.2	2	3.6
			8					0.7	0.9	1.3	2
			10						0.9	1.3	2
			13							1	1.5
			16								1.5
			20								
			25								
			32								
			40								
			50								
			63								

S800N - S200 @ 230/400V

L.	Char.	Icu [kA]	E.	S800N C 36							
			In [A]	25	32	40	50	63	80	100	125
S200	B	10	6		0.4	0.5	0.7	0.9	1.4	2.4	4.8
			10		0.3	0.4	0.5	0.7	0.9	1.3	2
			13		0.3	0.4	0.5	0.7	0.9	1.3	1.9
			16		0.3	0.4	0.5	0.7	0.9	1.3	1.9
			20			0.4	0.5	0.7	0.9	1.2	1.8
			25			0.4	0.5	0.7	0.9	1.2	1.8
			32				0.5	0.6	0.8	1	1.4
			40					0.6	0.8	1	1.4
			50						0.7	0.9	1.3
			63							0.9	1.2

L.	Char.	Icu [kA]	E.	S800N C 36							
			In [A]	25	32	40	50	63	80	100	125
S200	C	10	0.5	T	T	T	T	T	T	T	T
			1	T	T	T	T	T	T	T	T
			1.6	0.6	T	T	T	T	T	T	T
			2	0.5	1	T	T	T	T	T	T
			3	0.3	0.5	0.7	1.2	2.1	T	T	T
			4	0.3	0.4	0.7	1	1.5	2.6	T	T
			6		0.4	0.5	0.7	0.9	1.4	2.4	4.8
			8		0.3	0.4	0.5	0.7	0.9	1.3	2
			10		0.3	0.4	0.5	0.7	0.9	1.3	2
			13		0.3	0.4	0.5	0.7	0.9	1.3	1.9
			16		0.3	0.4	0.5	0.7	0.9	1.3	1.9
			20			0.4	0.5	0.7	0.9	1.2	1.8
			25			0.4	0.5	0.7	0.9	1.2	1.8
			32				0.5	0.6	0.8	1	1.4
			40					0.6	0.8	1	1.4
			50						0.7	0.9	1.3
			63							0.9	1.2

L.	Char.	Icu [kA]	E.	S800N C 36							
			In [A]	25	32	40	50	63	80	100	125
S200	D	10	0.5	T	T	T	T	T	T	T	T
			1	2.1	T	T	T	T	T	T	T
			1.6	0.8	2.3	T	T	T	T	T	T
			2	0.4	0.7	2.3	T	T	T	T	T
			3	0.3	0.5	0.7	1.2	2.2	T	T	T
			4	0.3	0.4	0.7	1	1.4	2.6	T	T
			6		0.4	0.6	0.8	1.1	1.8	3.2	T
			8			0.5	0.7	0.9	1.2	1.8	2.8
			10				0.7	0.9	1.2	1.8	2.8
			13					0.7	1	1.4	2
			16						1	1.4	2
			20							1	1.4
			25								1.4
			32								
			40								
			50								
			63								

L.	Char.	Icu [kA]	E.	S800N C 36							
			In [A]	25	32	40	50	63	80	100	125
S200	K	10	0.5	T	T	T	T	T	T	T	T
			1	2.1	T	T	T	T	T	T	T
			1.6	0.8	2.3	T	T	T	T	T	T
			2	0.4	0.7	2.3	T	T	T	T	T
			3	0.3	0.5	0.7	1.2	2.2	T	T	T
			4	0.3	0.4	0.7	1	1.4	2.6	T	T
			6		0.4	0.6	0.8	1.1	1.8	3.2	T
			8			0.5	0.7	0.9	1.2	1.8	2.8
			10				0.7	0.9	1.2	1.8	2.8
			13					0.7	1	1.4	2
			16						1	1.4	2
			20							1	1.4
			25								1.4
			32								
			40								
			50								
			63								

E. = supply side L. = load side
T = total selectivity up to breaking capacity of load side breaker
Selectivity limits are specified in kA

S800N - S200 @ 230/400V

L.	Char.	Icu [kA]	E.	S800N D 36							
			In [A]	25	32	40	50	63	80	100	125
S200	B	10	6	0.5	1	1.2	2	2.8	T	T	T
			10	0.4	0.6	0.8	1.1	1.4	2.8	3.9	T
			13	0.4	0.6	0.8	1.1	1.4	2.5	3.3	5.6
			16		0.6	0.8	1.1	1.4	2.5	3.3	5.6
			20			0.8	1.1	1.3	2.3	3	4.7
			25			0.8	1.1	1.3	2.3	3	4.7
			32				0.9	1.1	1.9	2.4	3.7
			40					1.1	1.9	2.4	3.7
			50						1.5	1.9	2.3
			63							1.7	2.3

L.	Char.	Icu [kA]	E.	S800N D 36							
			In [A]	25	32	40	50	63	80	100	125
S200	C	10	0.5	T	T	T	T	T	T	T	T
			1	T	T	T	T	T	T	T	T
			1.6	T	T	T	T	T	T	T	T
			2	T	T	T	T	T	T	T	T
			3	0.7	2.2	4.4	T	T	T	T	T
			4	0.7	1.3	2.2	4.4	T	T	T	T
			6	0.5	1	1.2	2	2.8	T	T	T
			8	0.4	0.6	0.8	1.1	1.4	2.8	3.9	T
			10	0.4	0.6	0.8	1.1	1.4	2.8	3.9	T
			13	0.4	0.6	0.8	1.1	1.4	2.5	3.3	5.6
			16		0.6	0.8	1.1	1.4	2.5	3.3	5.6
			20			0.8	1.1	1.3	2.3	3	4.7
			25			0.8	1.1	1.3	2.3	3	4.7
			32				0.9	1.1	1.9	2.4	3.7
			40					1.1	1.9	2.4	3.7
			50						1.5	1.9	2.3
			63							1.7	2.3

L.	Char.	Icu [kA]	E.	S800N D 36							
			In [A]	25	32	40	50	63	80	100	125
S200	D	10	0.5	T	T	T	T	T	T	T	T
			1	T	T	T	T	T	T	T	T
			1.6	T	T	T	T	T	T	T	T
			2	2.3	T	T	T	T	T	T	T
			3	0.7	1.3	4.4	T	T	T	T	T
			4	0.7	1	2.2	4.4	T	T	T	T
			6	0.6	0.8	1.5	2.5	3.6	T	T	T
			8	0.5	0.7	1.1	1.5	2	4	5.5	T
			10	0.5	0.7	1.1	1.5	2	4	5.5	T
			13		0.6	0.9	1.2	1.5	2.6	3.4	5.2
			16			0.9	1.2	1.5	2.6	3.4	5.2
			20				0.9	1.1	1.8	2.2	3.2
			25					1.1	1.8	2.2	3.2
			32						1.7	2	2.9
			40							1.9	2.6
			50								2.2
			63								

L.	Char.	Icu [kA]	E.	S800N D 36							
			In [A]	25	32	40	50	63	80	100	125
S200	K	10	0.5	T	T	T	T	T	T	T	T
			1	T	T	T	T	T	T	T	T
			1.6	T	T	T	T	T	T	T	T
			2	2.3	T	T	T	T	T	T	T
			3	0.7	1.3	4.4	T	T	T	T	T
			4	0.7	1	2.2	4.4	T	T	T	T
			6	0.6	0.8	1.5	2.5	3.6	T	T	T
			8	0.5	0.7	1.1	1.5	2	4	5.5	T
			10	0.5	0.7	1.1	1.5	2	4	5.5	T
			13		0.6	0.9	1.2	1.5	2.6	3.4	5.2
			16			0.9	1.2	1.5	2.6	3.4	5.2
			20				0.9	1.1	1.8	2.2	3.2
			25					1.1	1.8	2.2	3.2
			32						1.7	2	2.9
			40							1.9	2.6
			50								2.2
			63								

E. = supply side L. = load side
T = total selectivity up to breaking capacity of load side breaker
Selectivity limits are specified in kA

Selectivity

S800N-S200M

S800N - S200M @ 230/400V

L.	Char.	Icu [kA]	E.	S800N B 36							
			In [A]	25	32	40	50	63	80	100	125
S200M	B	15	6			0.4	0.5	0.7	1	1.5	2.6
			10				0.4	0.6	0.7	1	1.4
			13					0.5	0.7	0.9	1.3
			16						0.7	0.9	1.3
			20							0.9	1.3
			25							0.9	1.3
			32							0.8	1.1
			40							0.8	1.1
			50								1
			63								0.9

L.	Char.	Icu [kA]	E.	S800N B 36							
			In [A]	25	32	40	50	63	80	100	125
S200M	C	15	0.5	T	T	T	T	T	T	T	T
			1	3.3	T	T	T	T	T	T	T
			1.6	0.6	1.3	T	T	T	T	T	T
			2	0.4	0.7	1.3	T	T	T	T	T
			3		0.4	0.6	0.7	1.1	2.6	8.8	T
			4		0.4	0.6	0.7	1	1.7	3.1	7
			6			0.4	0.5	0.7	1	1.5	2.6
			8				0.4	0.6	0.7	1	1.4
			10				0.4	0.6	0.7	1	1.4
			13					0.5	0.7	0.9	1.3
			16						0.7	0.9	1.3
			20							0.9	1.3
			25							0.9	1.3
			32							0.8	1.1
			40							0.8	1.1
			50								1
			63								0.9

L.	Char.	Icu [kA]	E.	S800N B 36							
			In [A]	25	32	40	50	63	80	100	125
S200M	D	15	0.5	T	T	T	T	T	T	T	T
			1	0.8	5	T	T	T	T	T	T
			1.6	0.5	1	2.3	T	T	T	T	T
			2	0.3	0.5	0.7	2.3	T	T	T	T
			3		0.4	0.5	0.7	1.2	2.5	8.6	T
			4		0.4	0.4	0.7	1	1.7	3	7.7
			6				0.6	0.8	1.2	2	3.6
			8					0.7	0.9	1.3	2
			10						0.9	1.3	2
			13							1	1.5
			16								1.5
			20								
			25								
			32								
			40								
			50								
			63								

L.	Char.	Icu [kA]	E.	S800N B 36							
			In [A]	25	32	40	50	63	80	100	125
S200M	K	15	0.5	T	T	T	T	T	T	T	T
			1	0.8	5	T	T	T	T	T	T
			1.6	0.5	1	2.3	T	T	T	T	T
			2	0.3	0.5	0.7	2.3	T	T	T	T
			3		0.4	0.5	0.7	1.2	2.5	8.6	T
			4		0.4	0.4	0.7	1	1.7	3	7.7
			6				0.6	0.8	1.2	2	3.6
			8					0.7	0.9	1.3	2
			10						0.9	1.3	2
			13							1	1.5
			16								1.5
			20								
			25								
			32								
			40								
			50								
			63								

S800N - S200M @ 230/400V

L.	Char.	Icu [kA]	E.	S800N C 36							
			In [A]	25	32	40	50	63	80	100	125
S200M	B	15	6		0.4	0.5	0.7	0.9	1.4	2.4	4.8
			10		0.3	0.4	0.5	0.7	0.9	1.3	2
			13		0.3	0.4	0.5	0.7	0.9	1.3	1.9
			16		0.3	0.4	0.5	0.7	0.9	1.3	1.9
			20			0.4	0.5	0.7	0.9	1.2	1.8
			25			0.4	0.5	0.7	0.9	1.2	1.8
			32				0.5	0.6	0.8	1	1.4
			40					0.6	0.8	1	1.4
			50						0.7	0.9	1.3
			63							0.9	1.2

L.	Char.	Icu [kA]	E.	S800N C 36							
			In [A]	25	32	40	50	63	80	100	125
S200M	C	15	0.5	T	T	T	T	T	T	T	T
			1	T	T	T	T	T	T	T	T
			1.6	0.6	T	T	T	T	T	T	T
			2	0.5	1	T	T	T	T	T	T
			3	0.3	0.5	0.7	1.2	2.1	6.4	T	T
			4	0.3	0.4	0.7	1	1.5	2.6	6.1	T
			6		0.4	0.5	0.7	0.9	1.4	2.4	4.8
			8		0.3	0.4	0.5	0.7	0.9	1.3	2
			10		0.3	0.4	0.5	0.7	0.9	1.3	2
			13		0.3	0.4	0.5	0.7	0.9	1.3	1.9
			16		0.3	0.4	0.5	0.7	0.9	1.3	1.9
			20			0.4	0.5	0.7	0.9	1.2	1.8
			25			0.4	0.5	0.7	0.9	1.2	1.8
			32				0.5	0.6	0.8	1	1.4
			40					0.6	0.8	1	1.4
			50						0.7	0.9	1.3
			63							0.9	1.2

L.	Char.	Icu [kA]	E.	S800N C 36							
			In [A]	25	32	40	50	63	80	100	125
S200M	D	15	0.5	T	T	T	T	T	T	T	T
			1	2.1	T	T	T	T	T	T	T
			1.6	0.8	2.3	T	T	T	T	T	T
			2	0.4	0.7	2.3	T	T	T	T	T
			3	0.3	0.5	0.7	1.2	2.2	6.4	T	T
			4	0.3	0.4	0.7	1	1.4	2.6	6.2	T
			6		0.4	0.6	0.8	1.1	1.8	3.2	6.4
			8			0.5	0.7	0.9	1.2	1.8	2.8
			10				0.7	0.9	1.2	1.8	2.8
			13					0.7	1	1.4	2
			16						1	1.4	2
			20							1	1.4
			25								1.4
			32								
			40								
			50								
			63								

L.	Char.	Icu [kA]	E.	S800N C 36							
			In [A]	25	32	40	50	63	80	100	125
S200M	K	15	0.5	T	T	T	T	T	T	T	T
			1	2.1	T	T	T	T	T	T	T
			1.6	0.8	2.3	T	T	T	T	T	T
			2	0.4	0.7	2.3	T	T	T	T	T
			3	0.3	0.5	0.7	1.2	2.2	6.4	T	T
			4	0.3	0.4	0.7	1	1.4	2.6	6.2	T
			6		0.4	0.6	0.8	1.1	1.8	3.2	6.4
			8			0.5	0.7	0.9	1.2	1.8	2.8
			10				0.7	0.9	1.2	1.8	2.8
			13					0.7	1	1.4	2
			16						1	1.4	2
			20							1	1.4
			25								1.4
			32								
			40								
			50								
			63								

E. = supply side L. = load side
T = total selectivity up to breaking capacity of load side breaker
Selectivity limits are specified in kA

S800N - S200M @ 230/400V

L.	Char.	Icu [kA]	E.	S800N D 36							
			In [A]	25	32	40	50	63	80	100	125
S200M	B	15	6	0.5	1	1.2	2	2.8	T	T	T
			10	0.4	0.6	0.8	1.1	1.4	2.8	3.9	7.4
			13	0.4	0.6	0.8	1.1	1.4	2.5	3.3	5.6
			16		0.6	0.8	1.1	1.4	2.5	3.3	5.6
			20			0.8	1.1	1.3	2.3	3	4.7
			25			0.8	1.1	1.3	2.3	3	4.7
			32				0.9	1.1	1.9	2.4	3.7
			40					1.1	1.9	2.4	3.7
			50						1.5	1.9	2.3
			63							1.7	2.3

L.	Char.	Icu [kA]	E.	S800N D 36							
			In [A]	25	32	40	50	63	80	100	125
S200M	C	15	0.5	T	T	T	T	T	T	T	T
			1	T	T	T	T	T	T	T	T
			1.6	T	T	T	T	T	T	T	T
			2	T	T	T	T	T	T	T	T
			3	0.7	2.2	4.4	T	T	T	T	T
			4	0.7	1.3	2.2	4.4	7.7	T	T	T
			6	0.5	1	1.2	2	2.8	T	T	T
			8	0.4	0.6	0.8	1.1	1.4	2.8	3.9	7.4
			10	0.4	0.6	0.8	1.1	1.4	2.8	3.9	7.4
			13	0.4	0.6	0.8	1.1	1.4	2.5	3.3	5.6
			16		0.6	0.8	1.1	1.4	2.5	3.3	5.6
			20			0.8	1.1	1.3	2.3	3	4.7
			25			0.8	1.1	1.3	2.3	3	4.7
			32				0.9	1.1	1.9	2.4	3.7
			40					1.1	1.9	2.4	3.7
			50						1.5	1.9	2.3
			63							1.7	2.3

L.	Char.	Icu [kA]	E.	S800N D 36							
			In [A]	25	32	40	50	63	80	100	125
S200M	D	15	0.5	T	T	T	T	T	T	T	T
			1	T	T	T	T	T	T	T	T
			1.6	T	T	T	T	T	T	T	T
			2	2.3	T	T	T	T	T	T	T
			3	0.7	1.3	4.4	T	T	T	T	T
			4	0.7	1	2.2	4.4	7.7	T	T	T
			6	0.6	0.8	1.5	2.5	3.6	T	T	T
			8	0.5	0.7	1.1	1.5	2	4	5.5	T
			10	0.5	0.7	1.1	1.5	2	4	5.5	T
			13		0.6	0.9	1.2	1.5	2.6	3.4	5.2
			16			0.9	1.2	1.5	2.6	3.4	5.2
			20				0.9	1.1	1.8	2.2	3.2
			25					1.1	1.8	2.2	3.2
			32						1.7	2	2.9
			40							1.9	2.6
			50								2.2
			63								

L.	Char.	Icu [kA]	E.	S800N D 36							
			In [A]	25	32	40	50	63	80	100	125
S200M	K	15	0.5	T	T	T	T	T	T	T	T
			1	T	T	T	T	T	T	T	T
			1.6	T	T	T	T	T	T	T	T
			2	2.3	T	T	T	T	T	T	T
			3	0.7	1.3	4.4	T	T	T	T	T
			4	0.7	1	2.2	4.4	7.7	T	T	T
			6	0.6	0.8	1.5	2.5	3.6	T	T	T
			8	0.5	0.7	1.1	1.5	2	4	5.5	T
			10	0.5	0.7	1.1	1.5	2	4	5.5	T
			13		0.6	0.9	1.2	1.5	2.6	3.4	5.2
			16			0.9	1.2	1.5	2.6	3.4	5.2
			20				0.9	1.1	1.8	2.2	3.2
			25					1.1	1.8	2.2	3.2
			32						1.7	2	2.9
			40							1.9	2.6
			50								2.2
			63								

E. = supply side L. = load side
T = total selectivity up to breaking capacity of load side breaker
Selectivity limits are specified in kA

Selectivity

S800N-S200P

S800N - S200P @ 230/400V

L.	Char.	E.	S800N							
			B							
		Icu [kA]	36							
		In [A]	25	32	40	50	63	80	100	125
S200P	B	25	6			0.4	0.5	0.7	1	1.5	2.6
			10				0.4	0.6	0.7	1	1.4
			13					0.5	0.7	0.9	1.3
			16						0.7	0.9	1.3
			20							0.9	1.3
			25							0.9	1.3
		15	32							0.8	1.1
			40							0.8	1.1
			50								1
			63								0.9

L.	Char.	E.	S800N							
			B							
		Icu [kA]	36							
		In [A]	25	32	40	50	63	80	100	125
S200P	C	25	0.5	T	T	T	T	T	T	T	T
			1	3.3	T	T	T	T	T	T	T
			1.6	0.6	1.3	T	T	T	T	T	T
			2	0.4	0.7	1.3	T	T	T	T	T
			3		0.4	0.6	0.7	1.1	2.6	8.8	T
			4		0.4	0.6	0.7	1	1.7	3.1	7
			6			0.4	0.5	0.7	1	1.5	2.6
			8				0.4	0.6	0.7	1	1.4
			10				0.4	0.6	0.7	1	1.4
			13					0.5	0.7	0.9	1.3
			16						0.7	0.9	1.3
			20							0.9	1.3
			25							0.9	1.3
		15	32							0.8	1.1
			40							0.8	1.1
			50								1
			63								0.9

L.	Char.	E.	S800N							
			B							
		Icu [kA]	36							
		In [A]	25	32	40	50	63	80	100	125
S200P	K	25	0.2	T	T	T	T	T	T	T	T
			0.3	T	T	T	T	T	T	T	T
			0.5	T	T	T	T	T	T	T	T
			0.75	T	T	T	T	T	T	T	T
			1	0.8	5	T	T	T	T	T	T
			1.6	0.5	1	2.3	T	T	T	T	T
			2	0.3	0.5	0.7	2.1	T	T	T	T
			3		0.4	0.5	0.7	1.2	2.5	8.6	T
			4		0.4	0.4	0.7	1	1.7	3	7.7
			6				0.6	0.8	1.2	2	3.6
			8					0.7	0.9	1.3	2
			10						0.9	1.3	2
			13							1	1.5
			16								1.5
			20								
			25								
		15	32								
			40								
			50								
			63								

S800N - S200P @ 230/400V

L.	Char.	E.	S800N							
			C							
		Icu [kA]	36							
		In [A]	25	32	40	50	63	80	100	125
S200P	B	25	6			0.4	0.5	0.7	1	1.5	2.6
			10				0.4	0.6	0.7	1	1.4
			13					0.5	0.7	0.9	1.3
			16						0.7	0.9	1.3
			20							0.9	1.3
			25							0.9	1.3
		15	32							0.8	1.1
			40							0.8	1.1
			50								1
			63								0.9

L.	Char.	E.	S800N							
			C							
		Icu [kA]	36							
		In [A]	25	32	40	50	63	80	100	125
S200P	C	25	0.5	T	T	T	T	T	T	T	T
			1	3.3	T	T	T	T	T	T	T
			1.6	0.6	1.3	T	T	T	T	T	T
			2	0.4	0.7	1.3	T	T	T	T	T
			3		0.4	0.6	0.7	1.1	2.6	8.8	T
			4		0.4	0.6	0.7	1	1.7	3.1	7
			6			0.4	0.5	0.7	1	1.5	2.6
			8				0.4	0.6	0.7	1	1.4
			10				0.4	0.6	0.7	1	1.4
			13					0.5	0.7	0.9	1.3
			16						0.7	0.9	1.3
			20							0.9	1.3
			25							0.9	1.3
		15	32							0.8	1.1
			40							0.8	1.1
			50								1
			63								0.9

L.	Char.	E.	S800N							
			C							
		Icu [kA]	36							
		In [A]	25	32	40	50	63	80	100	125
S200P	K	25	0.2	T	T	T	T	T	T	T	T
			0.3	T	T	T	T	T	T	T	T
			0.5	T	T	T	T	T	T	T	T
			0.75	T	T	T	T	T	T	T	T
			1	0.8	5	T	T	T	T	T	T
			1.6	0.5	1	2.3	T	T	T	T	T
			2	0.3	0.5	0.7	2.3	T	T	T	T
			3		0.4	0.5	0.7	1.2	2.5	8.6	T
			4		0.4	0.4	0.7	1	1.7	3	7.7
			6				0.6	0.8	1.2	2	3.6
			8					0.7	0.9	1.3	2
			10						0.9	1.3	2
			13							1	1.5
			16								1.5
			20								
			25								
		15	32								
			40								
			50								
			63								

S800N - S200P @ 230/400V

L.	Char.	E.	S800N							
			D							
		Icu [kA]	36							
		In [A]	25	32	40	50	63	80	100	125
S200P	B	25	6	0.5	1	1.2	2	2.8	9.9	21.3	T
			10	0.4	0.6	0.8	1.1	1.4	2.8	3.9	7.4
			13	0.4	0.6	0.8	1.1	1.4	2.5	3.3	5.6
			16		0.6	0.8	1.1	1.4	2.5	3.3	5.6
			20			0.8	1.1	1.3	2.3	3	4.7
			25			0.8	1.1	1.3	2.3	3	4.7
		15	32				0.9	1.1	1.9	2.4	3.7
			40					1.1	1.9	2.4	3.7
			50						1.5	1.9	2.3
			63							1.7	2.3

L.	Char.	E.	S800N							
			D							
		Icu [kA]	36							
		In [A]	25	32	40	50	63	80	100	125
S200P	C	25	0.5	T	T	T	T	T	T	T	T
			1	T	T	T	T	T	T	T	T
			1.6	T	T	T	T	T	T	T	T
			2	T	T	T	T	T	T	T	T
			3	0.7	2.2	4.4	T	T	T	T	T
			4	0.7	1.3	2.2	4.4	7.7	T	T	T
			6	0.5	1	1.2	2	2.8	9.9	22	T
			8	0.4	0.6	0.8	1.1	1.4	2.8	3.9	7.4
			10	0.4	0.6	0.8	1.1	1.4	2.8	3.9	7.4
			13	0.4	0.6	0.8	1.1	1.4	2.5	3.3	5.6
			16		0.6	0.8	1.1	1.4	2.5	3.3	5.6
			20			0.8	1.1	1.3	2.3	3	4.7
			25			0.8	1.1	1.3	2.3	3	4.7
		15	32				0.9	1.1	1.9	2.4	3.7
			40					1.1	1.9	2.4	3.7
			50						1.5	1.9	2.3
			63							1.7	2.3

L.	Char.	E.	S800N							
			D							
		Icu [kA]	36							
		In [A]	25	32	40	50	63	80	100	125
S200P	K	25	0.2	T	T	T	T	T	T	T	T
			0.3	T	T	T	T	T	T	T	T
			0.5	T	T	T	T	T	T	T	T
			0.75	T	T	T	T	T	T	T	T
			1	T	T	T	T	T	T	T	T
			1.6	T	T	T	T	T	T	T	T
			2	2.3	T	T	T	T	T	T	T
			3	0.7	1.3	4.4	T	T	T	T	T
			4	0.7	1	2.2	4.4	7.7	T	T	T
			6	0.6	0.8	1.5	2.5	3.6	12	24.2	T
			8	0.5	0.7	1.1	1.5	2	4	5.5	9.9
			10	0.5	0.7	1.1	1.5	2	4	5.5	9.9
			13		0.6	0.9	1.2	1.5	2.6	3.4	5.2
			16			0.9	1.2	1.5	2.6	3.4	5.2
			20				0.9	1.1	1.8	2.2	3.2
			25					1.1	1.8	2.2	3.2
		15	32						1.7	2	2.9
			40							1.9	2.6
			50								2.2
			63								

E. = supply side L. = load side
T = total selectivity up to breaking capacity of load side breaker
Selectivity limits are specified in kA

E. = supply side L. = load side
T = total selectivity up to breaking capacity of load side breaker
Selectivity limits are specified in kA

Selectivity

S800N-S400E/S450E

S800N - S400E/S450E (SMISSLINE) @ 230/400V

			E.	S800N							
	Char.			B							
L.		I_{cu} [kA]		50							
			I_n [A]	25	32	40	50	63	80	100	125
S400E S450E	B, C	I_{cn} [kA] 6	6			0.4	0.5	0.6	0.9	1.4	2.4
			10				0.4	0.5	0.7	0.9	1.3
			13					0.5	0.7	0.9	1.2
			16						0.7	0.9	1.2
			20							0.9	1.2
			25							0.9	1.2
			32							0.7	1
			40							0.7	1
			50								0.9
			63								0.9

			E.	S800N							
	Char.			C							
L.		I_{cu} [kA]		50							
			I_n [A]	25	32	40	50	63	80	100	125
S400E S450E	B, C	I_{cn} [kA] 6	6		0.4	0.5	0.6	0.9	1.3	2.2	4.4
			10		0.3	0.4	0.5	0.6	0.8	1.2	1.8
			13		0.3	0.4	0.5	0.6	0.8	1.2	1.7
			16		0.3	0.4	0.5	0.6	0.8	1.2	1.7
			20			0.4	0.5	0.6	0.8	1.1	1.6
			25			0.4	0.5	0.6	0.8	1.1	1.6
			32				0.4	0.5	0.7	0.9	1.3
			40					0.5	0.7	0.9	1.3
			50						0.7	0.9	1.2
			63							0.8	1.1

			E.	S800N							
	Char.			D							
L.		I_{cu} [kA]		50							
			I_n [A]	25	32	40	50	63	80	100	125
S400E S450E	B, C	I_{cn} [kA] 6	6	0.5	0.9	1.1	1.8	2.5	T	T	T
			10	0.4	0.5	0.8	1	1.3	2.5	3.5	T
			13	0.4	0.5	0.8	1	1.3	2.3	3	5.1
			16		0.5	0.8	1	1.3	2.3	3	5.1
			20			0.7	1	1.2	2.1	2.7	4.3
			25			0.7	1	1.2	2.1	2.7	4.3
			32				0.9	1	1.7	2.2	3.4
			40					1	1.7	2.2	3.4
			50						1.4	1.7	2.1
			63							1.6	2.1

E. = supply side L. = load side
T = total selectivity up to breaking capacity of load side breaker
Selectivity limits are specified in kA

Selectivity

S800N-S400M/S450M

S800N - S400M/S450M (SMISSLINE) @ 230/400V

L.	Char.	Icu [kA]	E.	S800N B 36							
			In [A]	25	32	40	50	63	80	100	125
S400M S450M	B	Icn [kA] 10	6			0.4	0.5	0.6	0.9	1.4	2.4
			10				0.4	0.5	0.7	0.9	1.3
			13					0.5	0.7	0.9	1.2
			16						0.7	0.9	1.2
			20							0.9	1.2
			25							0.9	1.2
			32							0.7	1
			40							0.7	1
			50								0.9
			63								0.9

L.	Char.	Icn [kA]	E.	S800N B 36							
			In [A]	25	32	40	50	63	80	100	125
S400M S450M	C	50	0.5	T	T	T	T	T	T	T	T
			1	3	T	T	T	T	T	T	T
			1.6	1	1	T	T	T	T	T	T
			2	0	1	1.2	T	T	T	T	T
		25	3		0	0.6	0.7	1	2.4	T	T
			4		0	0.5	0.6	0.9	1.5	2.8	T
			6			0.4	0.5	0.6	0.9	1.4	2.4
			8				0.4	0.5	0.7	0.9	1.3
			10				0.4	0.5	0.7	0.9	1.3
			13					0.5	0.7	0.9	1.2
			16						0.7	0.9	1.2
			20							0.9	1.2
		15	25							0.9	1.2
			32							0.7	1
			40							0.7	1
			50								0.9
			63								0.9

L.	Char.	Icn [kA]	E.	S800N B 36							
			In [A]	25	32	40	50	63	80	100	125
S400M S450M	D	Icn [kA] 10	6				0.5	0.7	1.1	1.8	3.3
			8					0.6	0.9	1.2	1.8
			10						0.9	1.2	1.8
			13							1	1.4
			16								1.4
			20								
			25								
			32								
			40								
			50								
			63								

L.	Char.	Icu [kA]	E.	S800N B 36							
			In [A]	25	32	40	50	63	80	100	125
S400M S450M	K	50	0.5	T	T	T	T	T	T	T	T
			1	1	5	T	T	T	T	T	T
			1.6	0	1	2.1	T	T	T	T	T
			2	0	1	0.7	2.1	T	T	T	T
		25	3		0	0.4	0.7	1.1	2.3	7.8	T
			4		0	0.4	0.6	0.9	1.5	2.8	7
			6				0.5	0.7	1.1	1.8	3.3
			8					0.6	0.9	1.2	1.8
			10						0.9	1.2	1.8
			13							1	1.4
			16								1.4
			20								
		10	25								
			32								
			40								
			50								
			63								

S800N - S400M/S450M (SMISSLINE) @ 230/400V

L.	Char.	Icu [kA]	E.	S800N C 36							
			In [A]	25	32	40	50	63	80	100	125
S400M S450M	B	Icn [kA] 10	6		0.4	0.5	0.6	0.9	1.3	2.2	4.4
			10		0.3	0.4	0.5	0.6	0.8	1.2	1.8
			13		0.3	0.4	0.5	0.6	0.8	1.2	1.7
			16		0.3	0.4	0.5	0.6	0.8	1.2	1.7
			20			0.4	0.5	0.6	0.8	1.1	1.6
			25			0.4	0.5	0.6	0.8	1.1	1.6
			32				0.4	0.5	0.7	0.9	1.3
			40					0.5	0.7	0.9	1.3
			50						0.7	0.9	1.2
			63							0.8	1.1

L.	Char.	Icn [kA]	E.	S800N C 36							
			In [A]	25	32	40	50	63	80	100	125
S400M S450M	C	50	0.5	T	T	T	T	T	T	T	T
			1	T	T	T	T	T	T	T	T
			1.6	1	T	T	T	T	T	T	T
			2	0	0.9	T	T	T	T	T	T
		25	3	0	0.4	0.7	1.1	1.9	5.8	T	T
			4	0	0.4	0.6	0.9	1.3	2.4	5.5	T
			6		0.4	0.5	0.6	0.9	1.3	2.2	4.4
			8		0.3	0.4	0.5	0.6	0.8	1.2	1.8
			10		0.3	0.4	0.5	0.6	0.8	1.2	1.8
			13		0.3	0.4	0.5	0.6	0.8	1.2	1.7
			16		0.3	0.4	0.5	0.6	0.8	1.2	1.7
			20			0.4	0.5	0.6	0.8	1.1	1.6
		15	25			0.4	0.5	0.6	0.8	1.1	1.6
			32				0.4	0.5	0.7	0.9	1.3
			40					0.5	0.7	0.9	1.3
			50						0.7	0.9	1.2
			63							0.8	1.1

L.	Char.	Icn [kA]	E.	S800N C 36							
			In [A]	25	32	40	50	63	80	100	125
S400M S450M	D	Icn [kA] 10	6		0.4	0.5	0.7	1	1.6	2.9	5.8
			8			0.5	0.6	0.8	1.1	1.6	2.5
			10				0.6	0.8	1.1	1.6	2.5
			13					0.7	0.9	1.3	1.8
			16						0.9	1.3	1.8
			20							0.9	1.3
			25								1.3
			32								
			40								
			50								
			63								

L.	Char.	Icu [kA]	E.	S800N C 36							
			In [A]	25	32	40	50	63	80	100	125
S400M S450M	K	50	0.5	T	T	T	T	T	T	T	T
			1	2	T	T	T	T	T	T	T
			1.6	1	2.1	T	T	T	T	T	T
			2	0	0.7	2.1	T	T	T	T	T
		25	3	0	0.4	0.7	1.1	2	5.8	T	T
			4	0	0.4	0.6	0.9	1.3	2.4	5.6	T
			6		0.4	0.5	0.7	1	1.6	2.9	5.8
			8			0.5	0.6	0.8	1.1	1.6	2.5
			10				0.6	0.8	1.1	1.6	2.5
			13					0.7	0.9	1.3	1.8
			16						0.9	1.3	1.8
			20							0.9	1.3
		10	25								1.3
			32								
			40								
			50								
			63								

E. = supply side L. = load side
T = total selectivity up to breaking capacity of load side breaker
Selectivity limits are specified in kA

S800N - S400M/S450M (SMISSLINE) @ 230/400V

L.	Char.	Icu [kA]	E.	S800N D 36							
			In [A]	25	32	40	50	63	80	100	125
S400M S450M	B	Icn [kA] 10	6	0.5	0.9	1.1	1.8	2.5	9	T	T
			10	0.4	0.5	0.8	1	1.3	2.5	3.5	6.7
			13	0.4	0.5	0.8	1	1.3	2.3	3	5.1
			16		0.5	0.8	1	1.3	2.3	3	5.1
			20			0.7	1	1.2	2.1	2.7	4.3
			25			0.7	1	1.2	2.1	2.7	4.3
			32				0.9	1	1.7	2.2	3.4
			40					1	1.7	2.2	3.4
			50						1.4	1.7	2.1
			63							1.6	2.1

L.	Char.	Icn [kA]	E.	S800N D 36							
			In [A]	25	32	40	50	63	80	100	125
S400M S450M	C	50	0.5	T	T	T	T	T	T	T	T
			1	T	T	T	T	T	T	T	T
			1.6	T	T	T	T	T	T	T	T
			2	T	T	T	T	T	T	T	T
		25	3	0.7	2	4	T	T	T	T	T
			4	0.6	1.2	2	4	7	T	T	T
			6	0.5	0.9	1.1	1.8	2.5	9	T	T
			8	0.4	0.5	0.8	1	1.3	2.5	3.5	6.7
			10	0.4	0.5	0.8	1	1.3	2.5	3.5	6.7
			13	0.4	0.5	0.8	1	1.3	2.3	3	5.1
			16		0.5	0.8	1	1.3	2.3	3	5.1
			20			0.7	1	1.2	2.1	2.7	4.3
		15	25			0.7	1	1.2	2.1	2.7	4.3
			32				0.9	1	1.7	2.2	3.4
			40					1	1.7	2.2	3.4
			50						1.4	1.7	2.1
			63							1.6	2.1

L.	Char.	Icu [kA]	E.	S800N D 36							
			In [A]	25	32	40	50	63	80	100	125
S400M S450M	D	Icn [kA] 10	6	0.5	0.8	1.4	2.3	3.3	T	T	T
			8	0.5	0.6	1	1.4	1.8	3.6	5	9
			10	0.5	0.6	1	1.4	1.8	3.6	5	9
			13		0.5	0.8	1.1	1.4	2.4	3.1	4.7
			16			0.8	1.1	1.4	2.4	3.1	4.7
			20				0.8	1	1.6	2	2.9
			25					1	1.6	2	2.9
			32						1.5	1.8	2.6
			40							1.7	2.4
			50								2
			63								

L.	Char.	Icu [kA]	E.	S800N D 36							
			In [A]	25	32	40	50	63	80	100	125
S400M S450M	K	50	0.5	T	T	T	T	T	T	T	T
			1	T	T	T	T	T	T	T	T
			1.6	T	T	T	T	T	T	T	T
			2	2.1	T	T	T	T	T	T	T
		25	3	0.7	1.2	4	T	T	T	T	T
			4	0.6	0.9	2	4	7	T	T	T
			6	0.5	0.8	1.4	2.3	3.3	T	T	T
			8	0.5	0.6	1	1.4	1.8	3.6	5	T
			10	0.5	0.6	1	1.4	1.8	3.6	5	T
			13		0.5	0.8	1.1	1.4	2.4	3.1	4.7
			16			0.8	1.1	1.4	2.4	3.1	4.7
			20				0.8	1	1.6	2	2.9
		10	25					1	1.6	2	2.9
			32						1.5	1.8	2.6
			40							1.7	2.4
			50								2
			63								

E. = supply side L. = load side
T = total selectivity up to breaking capacity of load side breaker
Selectivity limits are specified in kA

Selectivity

Tmax

Tmax T1 - S800N @ 400/415V

			E.	T1										
			A.	B, C, N										
			Release	TM										
			I_u [A]	160										
L.	Char.	I_{CU} [kA]	I_n [A]	16	20	25	32	40	50	63	80	100	125	160
S800N	B, C, D	36	10			4.5	4.5	4.5	4.5	8	10	20*	25*	36*
			13				4.5	4.5	4.5	7.5	10	15	25*	36*
			16					4.5	4.5	7.5	10	15	25*	36*
			20						4.5	7.5	10	15	25*	36*
			25							6	10	15	20*	36*
			32								7.5	10	20*	36*
			40									10	20*	36*
			50										15	36*
			63											36*
			80											36*
			100											36*
			125											

Tmax T3 - S800N @ 400/415V

			E.	T3						
			A.	N, S						
			Release	TM						
			I_u [A]	250						
L.	Char.	I_{CU} [kA]	I_n [A]	63	80	100	125	160	200	250
S800N	B, C, D	36	10	8	10	20	25	36	36	36
			13	7.5	10	15	25	36	36	36
			16	7.5	10	15	25	36	36	36
			20	7.5	10	15	25	36	36	36
			25	6	10	15	20	36	36	36
			32		7.5	10	20	36	36	36
			40			10	20	36	36	36
			50				15	36	36	36
			63					36	36	36
			80						36	36
			100							36
			125							36

Tmax T4 - S800N @ 400/415V

			E.	T4												
			A.	N, S												
			Release	TMD									PR			
			I_u [A]	250									250			320
L.	Char.	I_{CU} [kA]	I_n [A]	20	32	50	80	100	125	160	200	250	100	160	250	320
S800N	B	36	10	6.5	6.5	6.5	11	36	36	36	36	36	36	36	36	36
			13	6.5	6.5	6.5	11	36	36	36	36	36	36	36	36	36
			16	6.5	6.5	6.5	11	36	36	36	36	36	36	36	36	36
			20		6.5	6.5	11	36	36	36	36	36	36	36	36	36
			25			6.5	11	36	36	36	36	36	36	36	36	36
			32			6.5	8.0	36	36	36	36	36	36	36	36	36
			40				6.5	36	36	36	36	36	36	36	36	36
			50					7.5	36	36	36	36	36	36	36	36
			63						7.0	36	36	36	36	36	36	36
			80							36	36	36	36	36	36	36
			100								36	36	36	36	36	36
			125									36	36	36	36	36

Tmax T4 - S800N @ 400/415V

			E.	T4												
			A.	N, S												
			Release	TMD									PR			
			I_u [A]	250									250			320
L.	Char.	I_{CU} [kA]	I_n [A]	20	32	50	80	100	125	160	200	250	100	160	250	320
S800N	C	36	10	6.5	6.5	6.5	11	36	36	36	36	36	36	36	36	36
			13	6.5	6.5	6.5	11	36	36	36	36	36	36	36	36	36
			16		6.5	6.5	11	36	36	36	36	36	36	36	36	36
			20		6.5	6.5	11	36	36	36	36	36	36	36	36	36
			25			6.5	11	36	36	36	36	36	36	36	36	36
			32			6.5	8.0	36	36	36	36	36	36	36	36	36
			40				6.5	36	36	36	36	36	36	36	36	36
			50					7.5	36	36	36	36	36	36	36	36
			63						7.0	36	36	36	36	36	36	36
			80							6.5	36	36	36	36	36	36
			100								6.5	36	36	36	36	36
			125									6.5	36	36	36	36

* Choose the lowest value among those indicated and the rated ulitmate short-circuit current of the supply side circuit breather.
E. = supply side
L. = load side
A. = version
Selectivity limits are specified in kA

Tmax T4 - S800N @ 400/415V

			E.	T4																
			A.	N, S																
			Release	TMD												PR				
			I_u [A]	250												250				320
L.	Char.	I_{CU} [kA]	I_n [A]	20	32	50	80	100	125	160	200	250	320	400	500	100	160	250	320	400
S800N	B,C,D	36	10	36	36	36	36	36	36	36	36	36	36	36	36	36	36	36	36	36
			13	36	36	36	36	36	36	36	36	36	36	36	36	36	36	36	36	36
			16	36	36	36	36	36	36	36	36	36	36	36	36	36	36	36	36	36
			20	36	36	36	36	36	36	36	36	36	36	36	36	36	36	36	36	36
			25	36	36	36	36	36	36	36	36	36	36	36	36	36	36	36	36	36
			32	36	36	36	36	36	36	36	36	36	36	36	36	36	36	36	36	36
			40	36	36	36	36	36	36	36	36	36	36	36	36	36	36	36	36	36
			50	36	36	36	36	36	36	36	36	36	36	36	36	36	36	36	36	36
			63	36	36	36	36	36	36	36	36	36	36	36	36	36	36	36	36	36
			80	36	36	36	36	36	36	36	36	36	36	36	36	36	36	36	36	36
			100	36	36	36	36	36	36	36	36	36	36	36	36	36	36	36	36	36
			125	36	36	36	36	36	36	36	36	36	36	36	36	36	36	36	36	36

Tmax T4 - S800N @ 400/415V

			E.	T4																
			A.	N, S																
			Release	TMD												PR				
			I_u [A]	250												250				320
L.	Char.	I_{CU} [kA]	I_n [A]	20	32	50	80	100	125	160	200	250	320	400	500	100	160	250	320	400
S800N	B,C,D	36	10	36	36	36	36	36	36	36	36	36	36	36	36	36	36	36	36	36
			13	36	36	36	36	36	36	36	36	36	36	36	36	36	36	36	36	36
			16	36	36	36	36	36	36	36	36	36	36	36	36	36	36	36	36	36
			20	36	36	36	36	36	36	36	36	36	36	36	36	36	36	36	36	36
			25	36	36	36	36	36	36	36	36	36	36	36	36	36	36	36	36	36
			32	36	36	36	36	36	36	36	36	36	36	36	36	36	36	36	36	36
			40	36	36	36	36	36	36	36	36	36	36	36	36	36	36	36	36	36
			50	36	36	36	36	36	36	36	36	36	36	36	36	36	36	36	36	36
			63	36	36	36	36	36	36	36	36	36	36	36	36	36	36	36	36	36
			80	36	36	36	36	36	36	36	36	36	36	36	36	36	36	36	36	36
			100	36	36	36	36	36	36	36	36	36	36	36	36	36	36	36	36	36
			125	36	36	36	36	36	36	36	36	36	36	36	36	36	36	36	36	36

* Choose the lowest value among those indicated and the rated ulitmate short-circuit current of the supply side circuit breather.
E. = supply side
L. = load side
A. = version
Selectivity limits are specified in kA

Tmax T4 - S800N @ 400/415V

			E.	T4																
			A.	N, S																
			Release	TMD												PR				
			I_u [A]	250												250				320
L.	Char.	I_{CU} [kA]	I_n [A]	20	32	50	80	100	125	160	200	250	320	400	500	100	160	250	320	400
S800N	B,C,D	36	10	36	36	36	36	36	36	36	36	36	36	36	36	36	36	36	36	36
			13	36	36	36	36	36	36	36	36	36	36	36	36	36	36	36	36	36
			16	36	36	36	36	36	36	36	36	36	36	36	36	36	36	36	36	36
			20	36	36	36	36	36	36	36	36	36	36	36	36	36	36	36	36	36
			25	36	36	36	36	36	36	36	36	36	36	36	36	36	36	36	36	36
			32	36	36	36	36	36	36	36	36	36	36	36	36	36	36	36	36	36
			40	36	36	36	36	36	36	36	36	36	36	36	36	36	36	36	36	36
			50	36	36	36	36	36	36	36	36	36	36	36	36	36	36	36	36	36
			63	36	36	36	36	36	36	36	36	36	36	36	36	36	36	36	36	36
			80	36	36	36	36	36	36	36	36	36	36	36	36	36	36	36	36	36
			100	36	36	36	36	36	36	36	36	36	36	36	36	36	36	36	36	36
			125	36	36	36	36	36	36	36	36	36	36	36	36	36	36	36	36	36

Tmax T5 - S800N @ 400/415V

			E.	T5					
			A.	N, S, H, L, V					
			Release	TMD			PR		
			I_u [A]	400		630	400		630
L.	Char.	I_{CU} [kA]	I_n [A]	320	400	500	320	400	630
S800N	B,C,D	36	10	36	36	36	36	36	36
			13	36	36	36	36	36	36
			16	36	36	36	36	36	36
			20	36	36	36	36	36	36
			25	36	36	36	36	36	36
			32	36	36	36	36	36	36
			40	36	36	36	36	36	36
			50	36	36	36	36	36	36
			63	36	36	36	36	36	36
			80	36	36	36	36	36	36
			100	36	36	36	36	36	36
			125	36	36	36	36	36	36

Tmax T6 - S800N @ 400/415V

			E.	T6				
			A.	N, S, H, L				
			Release	TMD		PR		
			I_u [A]	630	800	630	800	1000
L.	Char.	I_{CU} [kA]	I_n [A]	630	800	630	800	1000
S800N	B,C,D	36	10	36	36	36	36	36
			13	36	36	36	36	36
			16	36	36	36	36	36
			20	36	36	36	36	36
			25	36	36	36	36	36
			32	36	36	36	36	36
			40	36	36	36	36	36
			50	36	36	36	36	36
			63	36	36	36	36	36
			80	36	36	36	36	36
			100	36	36	36	36	36
			125	36	36	36	36	36

Tmax T7 - S800N @ 400/415V

			E.	T7																
			A.	S, H, L																
			Release	PR																
			I_u [A]	800			1000				1250				1600					
L.	Char.	I_{CU} [kA]	I_n [A]	400	630	800	400	630	800	1000	400	630	800	1000	1250	400	630	800	1000	1250	1600
S800N	B,C,D	36	10	36	36	36	36	36	36	36	36	36	36	36	36	36	36	36	36	36	36
			13	36	36	36	36	36	36	36	36	36	36	36	36	36	36	36	36	36	36
			16	36	36	36	36	36	36	36	36	36	36	36	36	36	36	36	36	36	36
			20	36	36	36	36	36	36	36	36	36	36	36	36	36	36	36	36	36	36
			25	36	36	36	36	36	36	36	36	36	36	36	36	36	36	36	36	36	36
			32	36	36	36	36	36	36	36	36	36	36	36	36	36	36	36	36	36	36
			40	36	36	36	36	36	36	36	36	36	36	36	36	36	36	36	36	36	36
			50	36	36	36	36	36	36	36	36	36	36	36	36	36	36	36	36	36	36
			63	36	36	36	36	36	36	36	36	36	36	36	36	36	36	36	36	36	36
			80	36	36	36	36	36	36	36	36	36	36	36	36	36	36	36	36	36	36
			100	36	36	36	36	36	36	36	36	36	36	36	36	36	36	36	36	36	36
			125	36	36	36	36	36	36	36	36	36	36	36	36	36	36	36	36	36	36

* Choose the lowest value among those indicated and the rated ulitmate short-circuit current of the supply side circuit breather.
E. = supply side
L. = load side
A. = version
Selectivity limits are specified in kA



Table of contents

Pole dimensions

S800S **4**/2
S800N **4**/2
S800S-R **4**/2

Dimensions of accessories

S803S-SCL **4**/3
S800-AUX **4**/3
S800-AUX/ALT **4**/3
S800-NT **4**/4
S800-SOR **4**/4
S800-UVR **4**/4
S800-BB250 ..... **4**/4
S800-BBPC120 ..... **4**/4
S800-RD+S800-RHE **4**/5
DDA802 ..... **4**/5
DDA803 ..... **4**/5
DDA804 ..... **4**/5

Pole dimensions

High Performance MCB

S800S

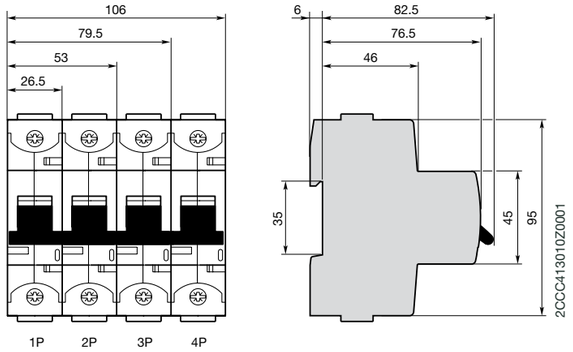

S800N

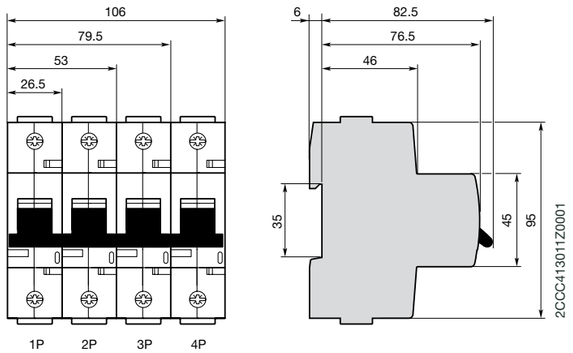

S800S-R

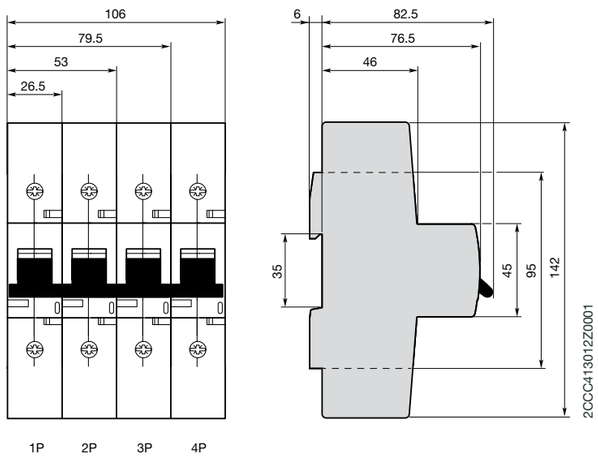

Dimensions of accessories

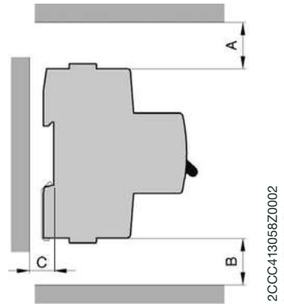

Safety distances in mm

Measurement	to earthed parts, insulation covers or cable ducts – covers or cable ducts	to bare live parts *With busbar spacing of 10mm*
A	25	100
B	25	100
C	7	50

Safety distances in mm during 690VAC operations

Measurement	to insulation cover or cable ducts	to earthed parts	to bare live parts
A	25	50	on request
B	25	25	on request
C	7	50	on request

S803S-SCL

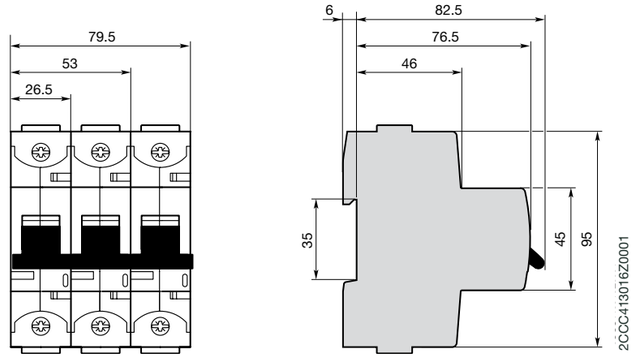

S800-AUX

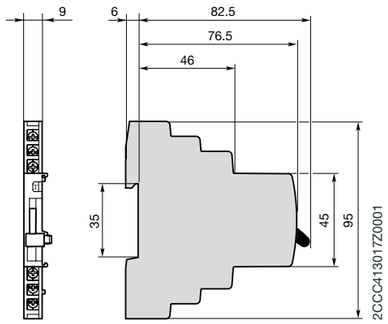

S800-AUX/ALT

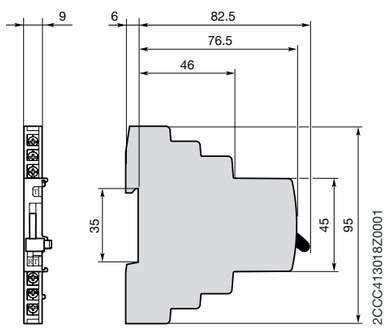

Pole dimensions

High Performance MCB

S800-NT

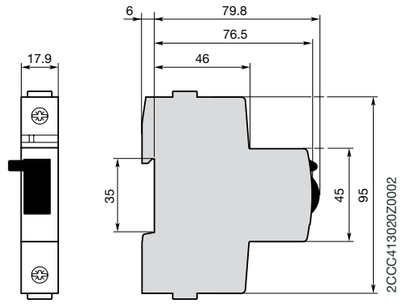

S800-SOR
S800-UVR

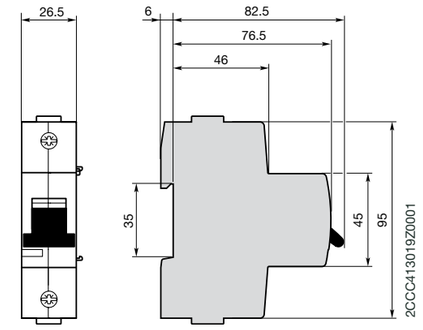

S800-BB250

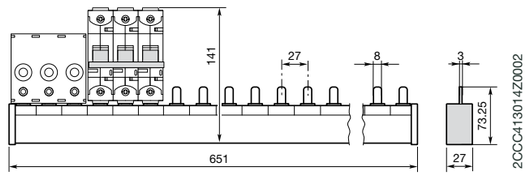

S800-BBPC120

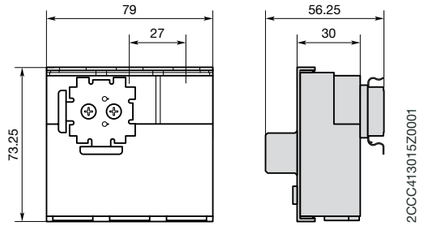

S800-RD+S800-RHE

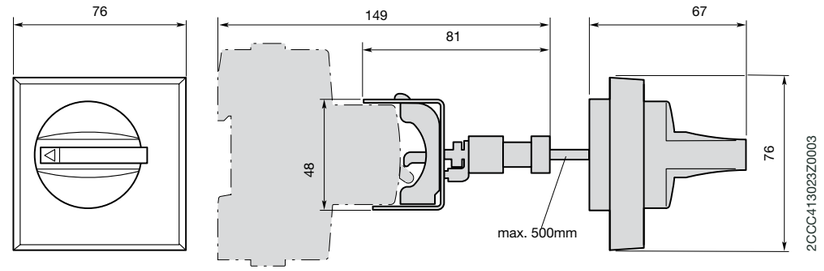

DDA802

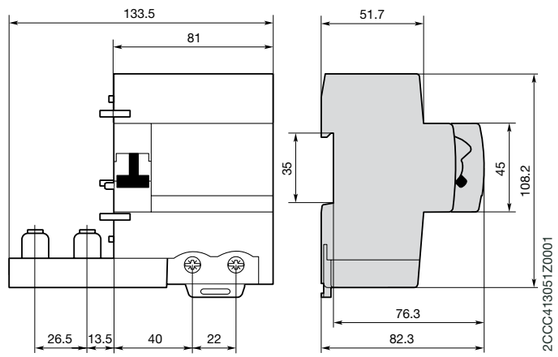

DDA803

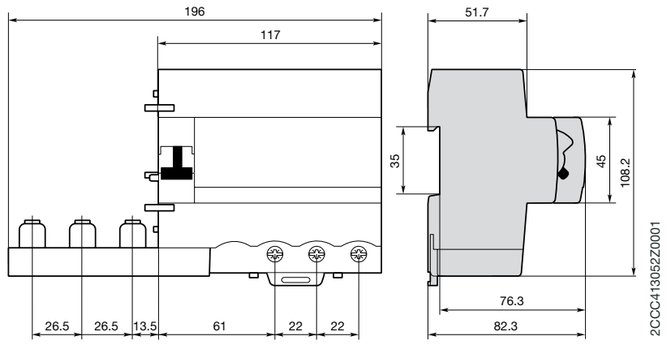

DDA804

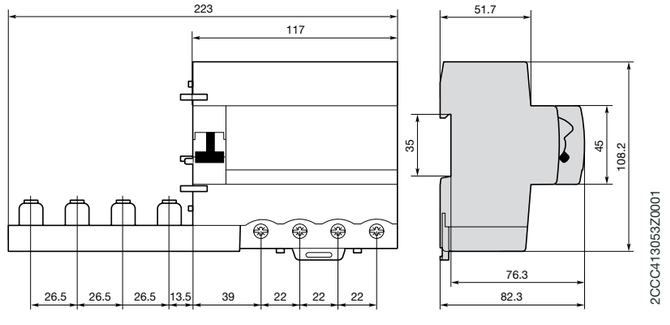



Table of contents

Approvals and certificates.....**5**/2

Approvals and certificates

	Switzerland	China	US	Russia	Marine			
S800 main devices								
S800S High Performance MCB **B**	■	■		■	■	■	■	■
S800S High Performance MCB **C**	■	■		■	■	■	■	■
S800S High Performance MCB **D**	■	■		■	■	■	■	■
S800S High Performance MCB **K**	■	■		■	■	■	■	■
S800S High Performance MCB **UL489**			□					
S800S High Performance MCB **KM**	□	□		■	□	□	□	□
S800S High Performance MCB **UCB**	■	■		■				
S800S High Performance MCB **UCK**	■	■		■				
S800N High Performance MCB **B**	■	■		■				
S800N High Performance MCB **C**	■	■		■				
S800N High Performance MCB **D**	■	■		■				
S800 accessories								
S800-AUX	■	■	□	■	■	■	■	■
S800-AUX/ALT	■	■	□	■	■	■	■	■
S800-NT	■							
S803S-SCL	□	□		■	□	□	□	□

■ *Devices are approved*
□ *Devices submitted for approval or provided for submission*

Australia
ABB Australia Pty Limitied
601 Blackburn Road
Notting Hill VIC 3168
Australia
Telephone +61 (0) 3 8544 0000
Telefax +61 (0) 3 8544 0001

www.au.abb.com

Belgium
ABB ELECTRO n.v.
Hoge Wei, 27
1930 Zaventem
Belgium
Telephone +32 (0) 27 18 63 11
Telefax +32 (0) 27 18 66 66

www.abb.be

Brasil
ABB Ltda
av. dos Autonomistas, 1496
06020-902-Osasco-SP
Brasil
Telephone +55 (0) 80 00 14 91 11
Telefax +55 (11) 36 88 99 77

www.abb.com.br

Czech Republic
ABB s.r.o.
Herspická 13
61900 Brno
Czech Republic
Telephone +420 54 31 45 50 3
Telefax +420 54 32 43 48 9

www.abb.cz/elsynn

Denmark
ABB AS
Meterbuen 33
2740 Skovlunde
Denmark
Telephone +45 44 50 44 50
Telefax +45 44 50 44 60

www.abb.dk

Finland
ABB OY
Domestic Sales
P.O. Box 182
00381 Helsinki
Finland
Telephone +358 10 22 20 00
Telefax +358 10 22 22 91 3

www.abb.fi

France
ABB Entrelec
Division Commercial France
300 rue des Prés Seigneurs
ZA La Boisse – BP 90145
01124 Montluel Cedex
France
Telephone +33 (0) 825 38 63 55
Telefax +33 (0) 825 87 09 26

www.abb.fr

Great Britain
ABB Limited
Tower Court
Foleshill Enterprise Park
Courtaulds Way
Coventry
CV6 5NX
England
Telephone +44 (0) 24 76 36 85 00
Telefax +44 (0) 24 76 36 44 99

www.abb.com/lowvoltage

India
ABB Limited
Plot Nos 5 & 6, 2nd Phase
Peenya Industrial Area
Bangalore 560 058
India
Telephone +91 80 2294 9150
Telefax +91 80 2294 9148

www.abb.co.in

Ireland
Asea Brown Boveri Ltd.
Belgrad Road, Tallaght
Dublin 24
Ireland
Telephone +35 31 40 57 30 0
Telefax +35 31 40 57 33 2

www.abb.com/lowvoltage

Italy
ABB SACE S.p.A.
Line Protection Devices
Viale dell'Industria, 18
20010 Vittuone (MI)
Italy
Telephone +39 02 90 34 1
Telefax +39 02 90 34 76 09

www.abb.it

Netherland
ABB b.v.
Automation Products
Marten Meesweg 5
3068 AV Rotterdam
Postbus 301
3000 AH Rotterdam
Netherland
Telephone +31 (0) 10 40 78 91 1
Telefax +31 (0) 10 40 78 09 0

www.abb.nl

Norway
ABB AS Automation Technology
Products Division
P.O. Box 797 Brakeroya
3002 Drammen
Norway
Telephone +47 32 24 80 00
Telefax +47 32 24 79 34

www.abb.no

P.R. China
ABB (China) Ltd
Universal Plaza, 10 Jiuxianqiao Lu
Chaoyang District
100016 Beijing
P.R. China
Telephone +86 10 8456 6688
Telefax +86 10 8456 9907

www.abb.com.cn

Russian Federation
ABB Industrial & Building Systems Ltd.
23 Profsojuznaya St.
117418 Moscow
Russian Federation
Telephone +7 (095) 91 39 69 6
Telefax +7 (095) 91 39 69 5
E-mail: ruibs@ru.abb.com

www.abb.ru

Singapore
ABB Industry Pte Ltd
2 Ayer Rajah Crescent
Singapore 139935
Telephone +65 6776 5711
Telefax +65 6778 0222

www.abb.com.sg

Spain
ABB Automation Products, S.A.
c/Torrent de l'Olla 220
08012 Barcelona
Spain
Telephone +34 93 48 42 21
Telefax +34 93 48 42 190

www.abb.es

Sweden
ABB Automation
Technologies Cewe Control
Muturgräd 20
72161 Västeras
Sweden
Telephone +46 (0) 21 32 07 00
Telefax +46 (0) 21 12 60 01

www.abb.se

United Arab Emirates
ABB Industries (L.L.C)
P.O. Box 11070
Dubai
United Arab Emirates
Telephone +971 4 314 7500
Telefax +971 4 340 1771

www.mena.abb.com

2CCC413001C0206



ABB Switzerland Ltd.
CMC Low Voltage Products
Fulachstrasse 150
CH-8201 Schaffhausen
Telephone +41 (0)58 586 41 11
Telefax +41 (0)58 586 42 22
E-mail: cmc@ch.abb.com

www.abb.ch