

Multi-Function Timer

- **13 Functions**
- **10 Time Ranges**
- **Front knobs for Time Range, Time Scale & Mode Setting**
- **Slim, Space Saving Design**
- **DIN Rail Mount**

DIMENSIONS (MILLIMETERS)

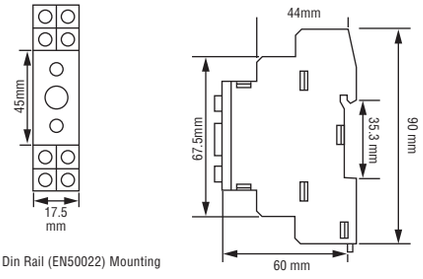

Symmetrical 35mm Din Rail (EN50022) Mounting

TERMINAL CONNECTIONS

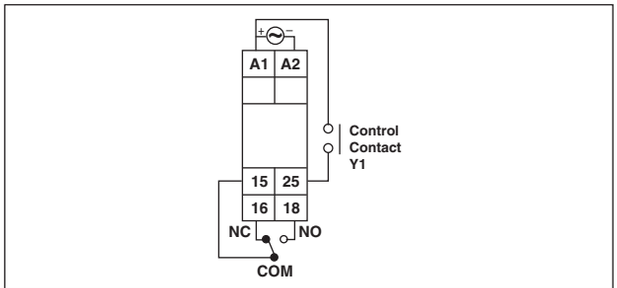

Cable Size (AWG): 16 ; Tightening Torque (Lb-inch): 4.5
Cable Size (mm^2): 1.5 ; Tightening Torque (N-m): 0.5

SPECIFICATIONS

ACCURACY	Setting: ±5% of F.S.
	Repeat: ±0.5% (F.S. = Full Scale)
RESET	Reset time < 100 msec
OUTPUT CONTACT	SPDT (1 C/O)
CONTACT RATING	N/O:5A@ 250V AC N/C:3A @ 250V AC
MODES	On delay (A) Interval (B) Cyclic equal OFF first (C) Cyclic equal ON first (Ci) Pulse output, 500ms fixed (D) Delay on break (E) Delay on make / Delay on break (F) Interval after break (H) Single shot (I) Retriggerable Single shot (J) Latching relay (K) Delay with Totalize (Ai) Interval with Totalize (Bi)
TIME RANGES	0.1 - 1 sec, 0.3 - 3 sec, 1-10 sec, 3-30 sec 0.1-1 min, 0.3-3 min, 1-10 min, 3-30 min 0.1-1 hr, 0.3-3 hr
SUPPLY VOLTAGE	20-240V AC, 12-240V DC AC : (50 / 60 Hz)
POWER CONSUMPTION	43.2VA max
TEMPERATURE	Operating: 0 to 50°C (32 to 122°F)
	Storage: -20 to 75°C (-4 to 167°F)
HUMIDITY (NON-CONDENSING)	95% RH
WEIGHT	0.163 lbs.
PROTECTION LEVEL	IP40 for Casing IP20 for Terminals

ORDERING INFORMATION

PART NO.	SUPPLY VOLTAGE
175MU	20-240V AC/DC 12-240V DC

TIMING DIAGRAMS

Function: ON Delay (A)

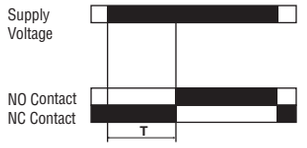

T = set time

Function: Interval (B)

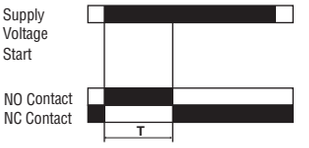

T = set time

Function: Cyclic Equal OFF First (C)

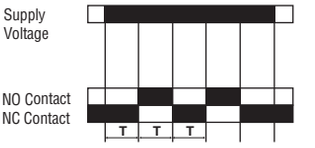

T = set time

Function: Cyclic Equal ON First (Ci)

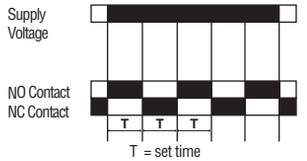

T = set time

Function: Pulse Output (D)

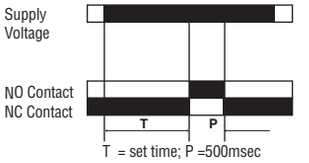

T = set time; P =500msec

Function: Delay On Break (E)

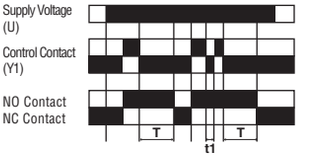

T = set time; t1 < T

Function: Delay On Make / Break (F)

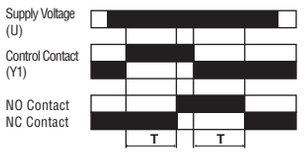

T = Set time

Function: Interval After Break (H)



T = Set time

Function: Single Shot (I)



T = Set time

Function: Retriggerable Single Shot (J)

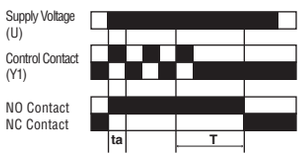

ta<T ; T = Set time

Function: Latching Relay (K)

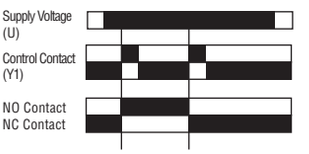

Function: Delay With Totalize (Ai)

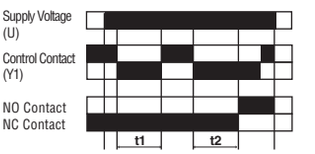

t1 + t2 = T ; T = Set time

Function: Interval With Totalize (Bi)

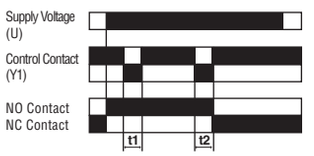

t1 + t2 = T ; T = Set time