GX2051U

Rotary cam switch GX series, changeover switch 1 pole 20A, for front mounting with black handle, front plate 48X48mm

Product designation			Rotary cam switches
Product type designation			GX20
General characteristics			
Switching diagram			51 - Changeover switch 1 pole
N° of elements			1
Mounting form			U - Front mounting with black handle
Contact characteristics			
Rated insulation voltage Ui			
	IEC/EN	V	690
	UL/CSA	V	600
Rated impulse withstand voltage Uimp		kV	6
Conventional free air thermal current Ith			
	IEC/EN	A	20
	UL/CSA	A	15
Rated operational voltage		V	440
Rated operational impulse voltage		kV	4
Maximum fuse size for short-circuit protection In (gG)			
	10kA	A	20
	15kA	A	20
	25kA	A	20
Rated short time current Icw			
	1s	A	250
Conductivity			10/5 mA/V
Operational current Ie IEC/EN			
AC1/AC21A			
		A	20
AC15			
	110V	A	10
	220/230V	A	8
	380/400V	A	6
	660/690V	A	1.5
Rated operational power in AC			
Three-phase AC3			
	220/230V	kW	3.7
	380/440V	kW	5.5
	500/690V	kW	5.5
Single-phase AC3			
	110V	kW	0.75
	220/230V	kW	1.8
	380/440V	kW	3
Three-phase AC23A			
	220/230V	kW	4
	380/440V	kW	7.5
	500/690V	kW	7.5
Single-phase AC23A			
	110V	kW	0.75
	220/230V	kW	2.2
	380/440V	kW	3.5
Rated operational current in DC			

The characteristics described in this document are subject to updates or modifications at any time. The descriptions, technical and functional information, illustrations and instructions in this brochure are purely illustrative, and are consequently not contractually binding

	DC21A			
		48V	A	20
		60V	A	20
		110V	A	4
		220V	A	0.6
		440V	A	0.25
	DC23A (poles in series)			
		24V	A	20 (1)
		48V	A	20 (2)
		60V	A	20 (3)
		110V	A	10 (3)
		220V	A	8 (4)
	DC13			
		24V	A	20
		48V	A	16
		60V	A	12
		110V	A	1
		220V	A	0.4
		440V	A	0.15
Power dissipation			W	0.6
Mechanical features				
Terminals screw				M3
Tightening torque for terminals max			Nm	0.8
Conductor size				
	AWG - Rigid cable			
		min	AWG	20
		Max	AWG	12
	AWG - Flexible cable			
		min	AWG	20
		Max	AWG	12
	Conductor size (IEC) - Flexible cable			
		min	mm²	0.5
		Max	mm²	2.5
	Conductor size (IEC) - Rigid cable			
		min	mm²	0.5
		Max	mm²	2.5
Mechanical life			cycles	1X10⁶
UL technical data				
Motor power for direct-on-line control				
	for three-phase motor			
		120V	HP	1.5
		240V	HP	3
		480V	HP	5
		600V	HP	5
	for single-phase motor			
		120V	HP	0.75
		240V	HP	1.5
Ambient conditions				
Temperature				
	Operating temperature			
		min	°C	-25
		max	°C	+55
	Storage temperature			
		min	°C	-40

The characteristics described in this document are subject to updates or modifications at any time. The descriptions, technical and functional information, illustrations and instructions in this brochure are purely illustrative, and are consequently not contractually binding

GX2051U

Rotary cam switch GX series, changeover switch 1 pole 20A, for front mounting with black handle, front plate 48X48mm

	max	°C	+70

Resistance & Protection

Frontal IP degree	IP65
Terminals IP degree	IP20

Dimensions

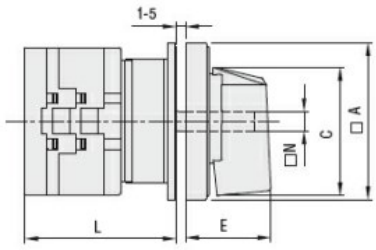

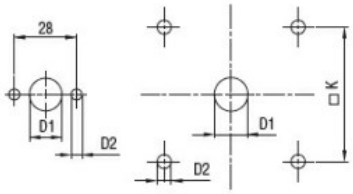

Drillings for 4 screws fixing (4V version).

Series	Dimensions							L Number of elements											
	□A	C	ØD1	ØD2	E	□K	□N	1	2	3	4	5	6	7	8	9	10	11	12
GX16	48	39.5	12	5	26.5	36	6	43	51.5	60	68.5	77	85.5	94	102.5	111	119.5	128	136.5
GX20	48	39.5	12	5	26.5	36	6	43	51.5	60	68.5	77	85.5	94	102.5	111	119.5	128	136.5
GX32	65	53	14	5	34.5	48	7	51	63	75	85	99	111	123	135	147	159	171	183
GX40	65	53	14	5	34.5	48	7	51	63	75	85	99	111	123	135	147	159	171	183

Wiring diagrams

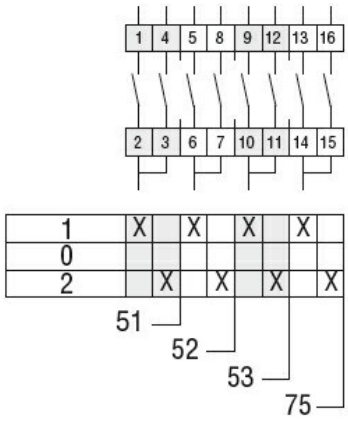

Certifications and compliance

Compliance

CSA C22.2 n° 14
IEC/EN/BS 60947-1
IEC/EN/BS 60947-3
IEC/EN/BS 60947-5-1
IEC/EN/BS 61058-1
UL60947-4-1

Certificates

cULus
EAC

ETIM classification

ETIM 8.0	EC001105 - Off-load switch

The characteristics described in this document are subject to updates or modifications at any time. The descriptions, technical and functional information, illustrations and instructions in this brochure are purely illustrative, and are consequently not contractually binding