310.657.001
150000002733_AF

WERMA 657

IO-Link

c UL us

Fraunhofer IPA TESTED DEVICE WERMA Signaltechnik eSIGN valid until October 19, 2028 Report No. WE 2309-1457

DIN EN ISO 14644-1 Air Cleanliness Class 2

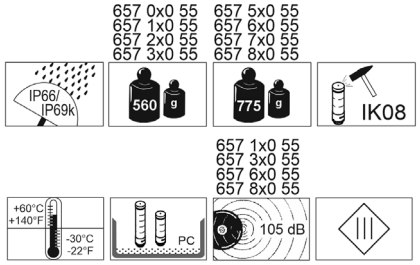

(DE) HINWEIS: Benutzung bei >50 °C kann zu einer signifikanten Reduzierung der Helligkeit und der Lebensdauer führen.

(GB) NOTE: Usage at >50 °C can result in significant loss of light intensity and life duration.

(FR) REMARQUE : Une utilisation à >50 °C peut réduire considérablement la brillance et la durée de vie.

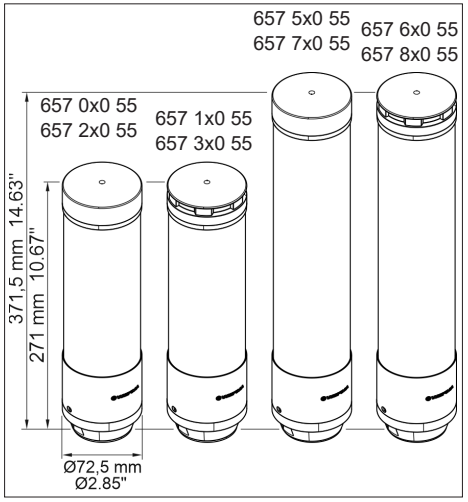

© DE

WERMA Signaltechnik GmbH + Co. KG
D-78604 Rietheim-Weilheim
Telefon +49 (0)7424 / 9557-0
Telefax +49 (0)7424 / 9557-44
info@werma.com
www.werma.com

(DE) Anschluss **ausschließlich** durch ausgebildete Elektro-Fachkräfte.

(GB) Electrical connection is to be made by trained electrical specialists **only**.

(FR) Le branchement doit **uniquement** être effectué par des professionnels.

(IT) Il collegamento deve essere eseguito **solo** da elettricisti specializzati.

(ES) La conexión **sólo** debe ser realizada por electricistas debidamente formados.

(PT) A ligação deve ser feita **exclusivamente** por profissional elétrico especializado.

(NL) De aansluiting mag **enkel** gebeuren door erkende vakmensen.

(CZ) Připojení smí **provádět** pouze kvalifikovaný personál.

(PL) Podłączenie **wyłącznie** przez specjalistów-elektryków.

(FI) Liittäminen kuuluu **ainoastaan** koulutettujen sähköalan ammattilaisten tehtäviin.

(RU) Подключение проводится только специалистом-электриком.

(TR) Bağlantı **sadece** eğitimli elektrik teknisyenleri tarafından yapılmalıdır.

(CN) 布线需由专业电工执行。

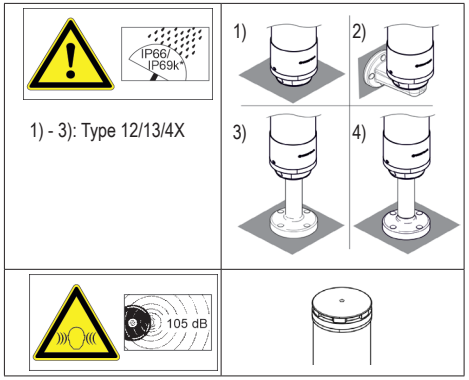

657 x10 55

c UL us

(DE) Die Quelle für begrenzte Spannung/Stromstärke muss die folgenden Anforderungen erfüllen: Eine geeignete isolierende Stromversorgung in Verbindung mit einer Sicherung gemäß UL248, (JDYX2/8). Die Sicherung muss auf einen Nennwert von max. T2,5 A ausgelegt sein und in der 24-V-Gleichstromversorgung des Geräts installiert werden, um den verfügbaren Strom zu begrenzen.

(GB) The Limited Voltage / Current source must comply with following:
A suitable isolating source in conjunction with a fuse in accordance with UL248, (JDYX2/8). The fuse shall be rated max. T2.5 A and be installed in the 24 Vdc power supply to the device in order to limit the available current.

(FR) La source de tension/courant limitée doit être conforme à ce qui suit :
Une alimentation isolée adaptée, associée à un fusible conforme à la norme UL248, (JDYX2/8). Le fusible doit avoir une valeur nominale de 2,5 A maximum et être installé dans l'alimentation 24 V DC de l'appareil afin de limiter le courant disponible.

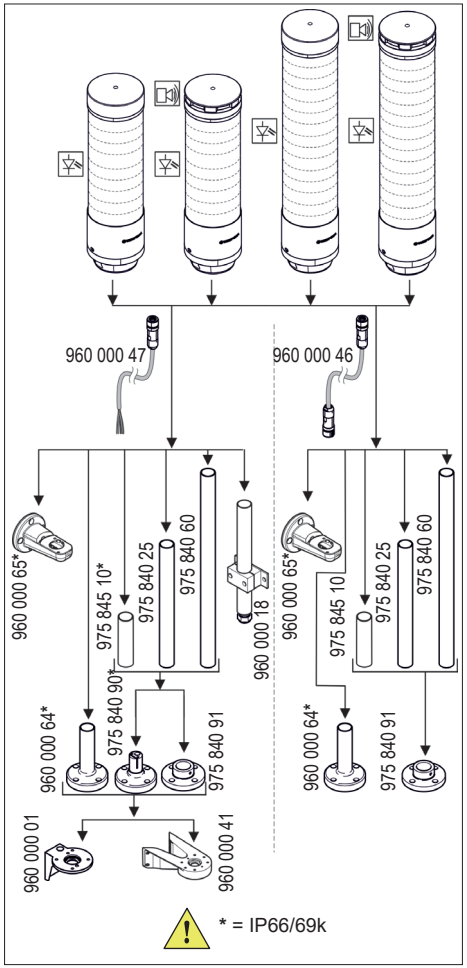

eSIGN IO-Link	
657 010 55, 657 210 55	24 V=, I=335 mA, I_0=800 mA
657 110 55, 657 310 55	24 V=, I=405 mA, I_0=800 mA
657 510 55, 657 710 55	24 V=, I=555 mA, I_0=800 mA
657 610 55, 657 810 55	24 V=, I=620 mA, I_0=800 mA

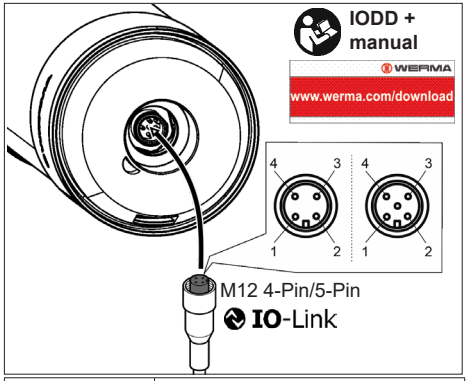

M12 pin	eSIGN IO-Link
1	L+
2	+24 V (optional)
3	L-
4	C/Q

eSIGN 24 V	
657 000 55, 657 200 55	24 V=, I=335 mA, I_0=800 mA
657 100 55, 657 300 55	24 V=, I=405 mA, I_0=800 mA
657 500 55, 657 700 55	24 V=, I=555 mA, I_0=800 mA
657 600 55, 657 800 55	24 V=, I=620 mA, I_0=800 mA

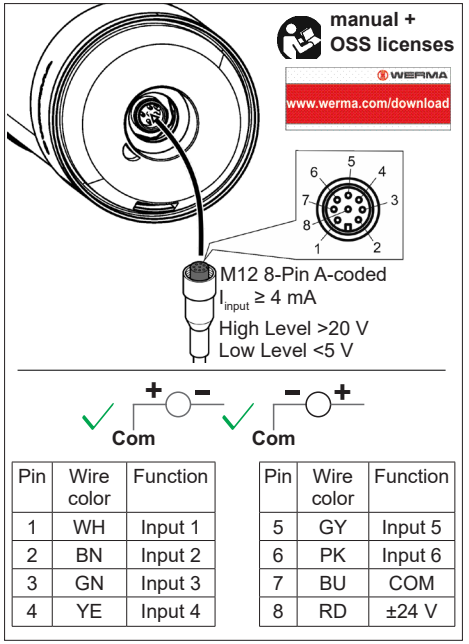

Pin	Wire color	Function
1	WH	Input 1
2	BN	Input 2
3	GN	Input 3
4	YE	Input 4

Pin	Wire color	Function
5	GY	Input 5
6	PK	Input 6
7	BU	COM
8	RD	±24 V

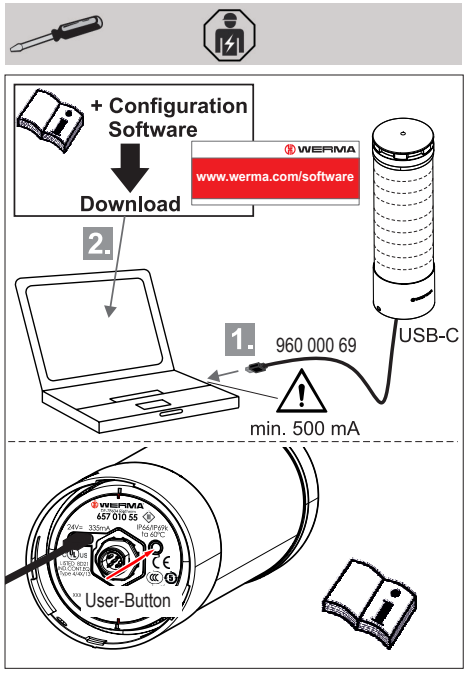

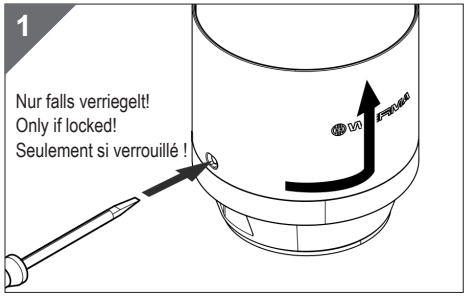

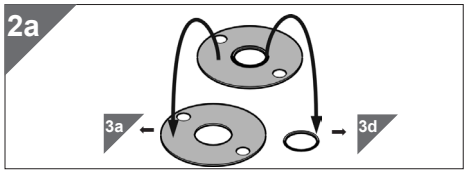

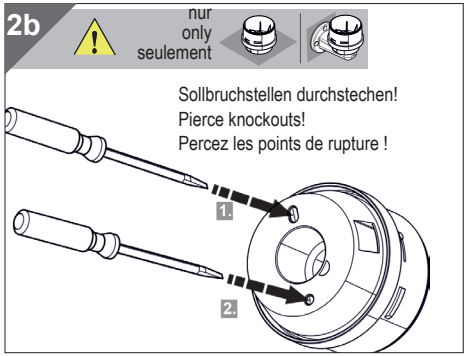

3 3a: 657 xx0 55
3b: 657 xx0 55 + 960 000 65
3c: 657 xx0 55 + 960 000 01
3d: 657 xx0 55 + 960 000 64
+ 975 840 90 + 975 845 10, ...
+ 975 840 91 + 975 845 10, ...
3e: 657 xx0 55 + 960 000 41

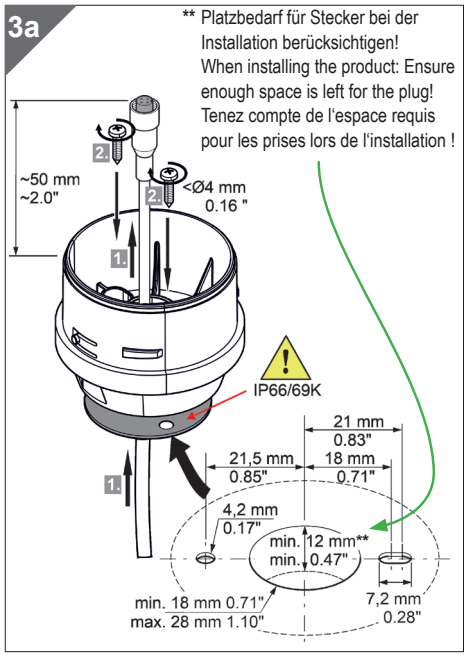

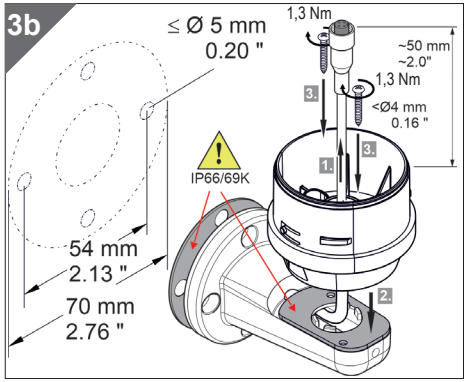

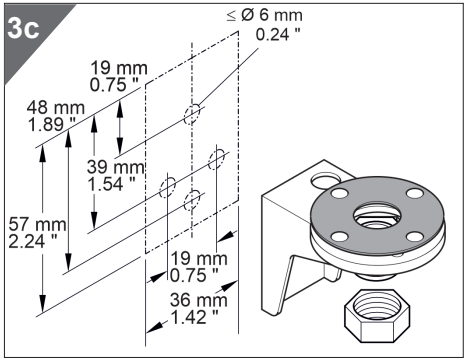

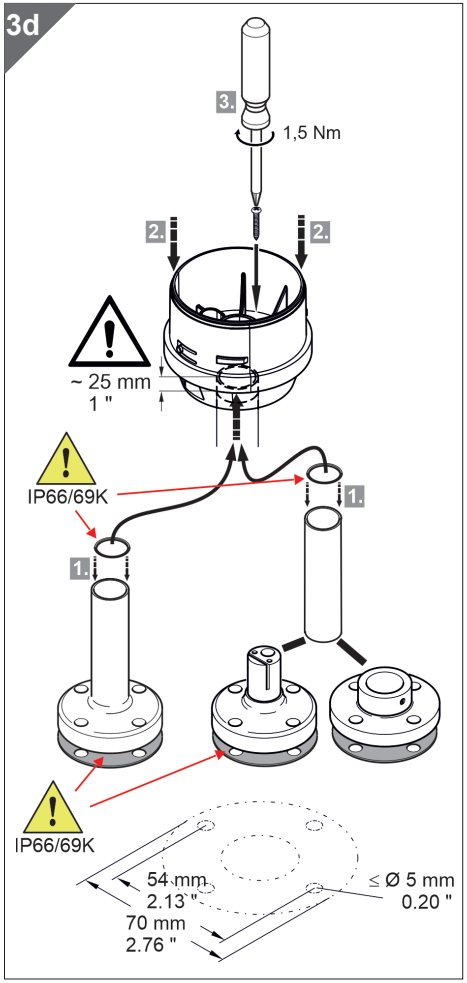

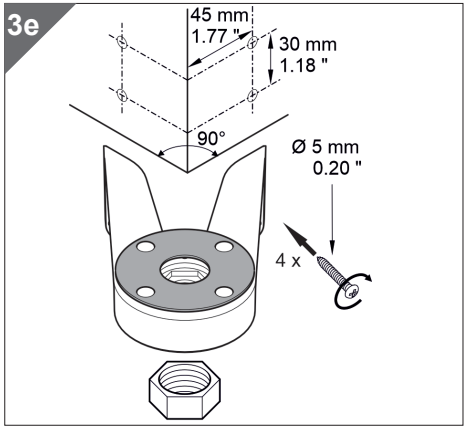

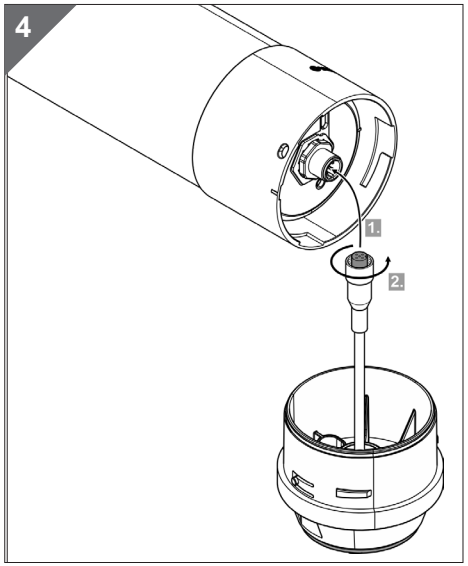

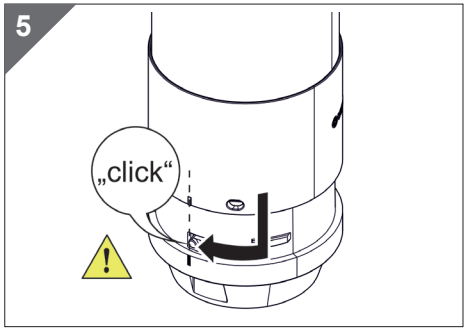

150000002733_AF
310.657.001

© DE

WERMA