Type 490 "Colibri" with magnetic actuator



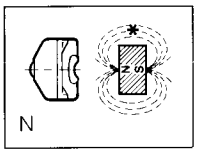

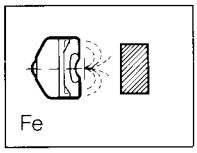

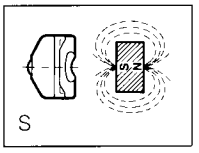

Special features
- Non-contacting count
- Compact design
- Simple installation
- Maintenance-free
- IP65 protection class

Magnetic actuator
The actuation is produced by a magnetic field. With suitable permanent magnets it is possible to produce actuating distances of up to 50 mm. This large distance can be of particular advantage where there are intervening walls (eg from a wet room to a dry room). The direction of approach of the actuating magnet is not critical. When choosing a counter, observe correct poling of the actuator: the polarization of the permanent magnet and that of the sensitive magnet incorporated in the counter must be attuned (see illustration).

N = permanent magnet north pole
S = permanent magnet south pole
Fe = iron (magnet in counter)

Actuating magnets
We supply the matching magnets for actuating this counter. The magnet core consists of barium iron (hard ferrite 22/17 to DIN 17410). For attachment with the recessed hole in the centre, only use screws of non-magnetic material.

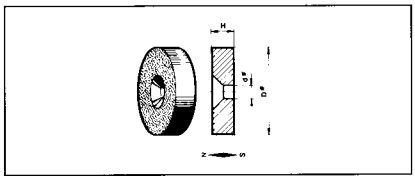

For actuating distances up to 6 mm we supply a magnetic plate with a self-adhesive coat and protective film.

Attachment
The "Colibri" counter is available for different means of attachment:
ZOB = counter without attachment plate
ZBO = counter with attachment plate top
ZBL = counter with attachment plate left
ZBH = counter with attachment plate behind

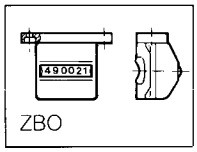

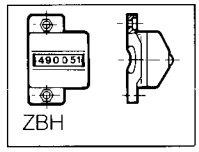

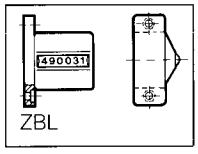

For the actual attachment we supply brass hose clamps of different dimensions (see ordering codes).

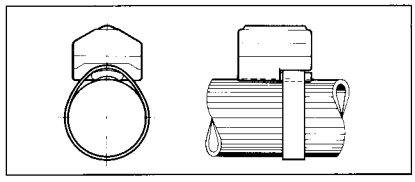

Ordering codes

Actuator	Means of attachment ZOB	ZBO	ZBL	ZBH
N	**0 490 001**	**0 490 021**	**0 490 031**	**0 490 051**
S	**0 490 002**	**0 490 022**	**0 490 032**	**0 490 052**
Fe	**0 490 003**	**0 490 023**	**0 490 033**	**0 490 053**

Technical data

Counting mode	+
Actuation	conventional permanent magnets
Response flux density	> 10 mT (100 gauss)
Release flux density	< 4 mT (40 gauss)
Actuating speed	2 m/s
Indication	6-digit
Digits	1.7 x 4 mm (optical), white on black
Switching rate	20 digits/s
Reset	none
Case	Makrolon
Shock resistance	2000 m/s^2
Temperature range	– 10 to + 60 °C
Weight	0.012 kg
Installation	any position
Protection class	IP65 to DIN 40050
Useful life	10 mill. operations

Accessories

Hose clamps		
– dia. 20 - 32 mm		3 515 055
dia. 25 - 40 mm		3 515 056
dia. 40 - 60 mm		3 515 057
Actuating magnets		
– distance	10 mm	3 532 023
distance	30 mm	3 532 024
Magnetic plate	6 mm	3 532 025

Dimensions of actuating magnet

	Dia.	D	H	Unit
3 532 023	15.2	3.2	6	mm
3 532 024	31	5.3	15	mm

Dimensioned drawing

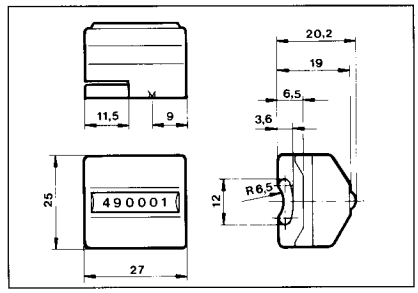

Dimensions in mm