PWS 7332 | PWS 7152
AIR/WATER HEAT EXCHANGER 3150 W | 1500 W



- two performance classes, cut-out compatible
- completely installable or mountable externally and internally
- maintenance-free
- mounting-friendly seal, no elaborate reworking of the mounting cut-out
- integrated thermostat and solenoid valve for temperature control
- integrated temperature monitoring with alarm contact

PRODUCT		PWS 7332		PWS 7152		
ARTICLE NO.		12053010055	12053017055	12051510055	12051517055	Unit
DATA						
Rated voltage ±10 %		AC 50 | 60	AC 60	AC 50 | 60	AC 60	Hz
		230	115	230	115	V
Cooling capacity @ 200 l/h	W10/A35	3150		1500		W
Power consumption	W10/A35	295 | 385	453	125 | 182	186	
Current consumption	W10/A35	1.3 | 1.7	4.1	0.55 | 0.75	1.5	A
Starting current	W10/A35	5.8 | 6.6	8.62	2 | 2	3.9	
Unimpeded airflow (free flow)	internal	1670		850		m³/h
Pre fuse T		6	16	4	6	A
Type of connection	electro	spring-type terminal included with plug				
	fluid	13 mm hose nozzle; other connectors on request				
Noise level according to EN ISO 3741		54		53		dB (A)
Weight (without packaging)		23		21		kg
Ambient temperature range		+1 … +70 | +34 … +158				°C | °F
Control range (adjustable)		+8 … +50 | +47 … +122; factory setting +35 | +95				
Water inlet temperature		+1 … +35 | +34 … +95				
Permissible operating pressure		max. 10				bar
Duty cycle		100				%
Condensate management		condensate drain				
Protection system according to EN 60529	IP 55	towards the electrical enclosure if used as intended by the manufacturer				
	IP 65	on request				
Design	housing	galvanised steel | electrostatically powder coated (200 °C) | stainless steel on request				
	heat exchanger	copper pipe with aluminium fins | stainless steel piping on request				
Colour	cover	RAL 7035 | different colours available on request				

ACCESSORIES	Piece	ARTICLE NUMBER
External condensate evaporation system	1	18314000001
Condensate bottle	1	18314000100

For additional models, options and voltages visit www.pfannenberg.com or contact us directly.

PWS 7332 | PWS 7152

Cooling capacity performance curves

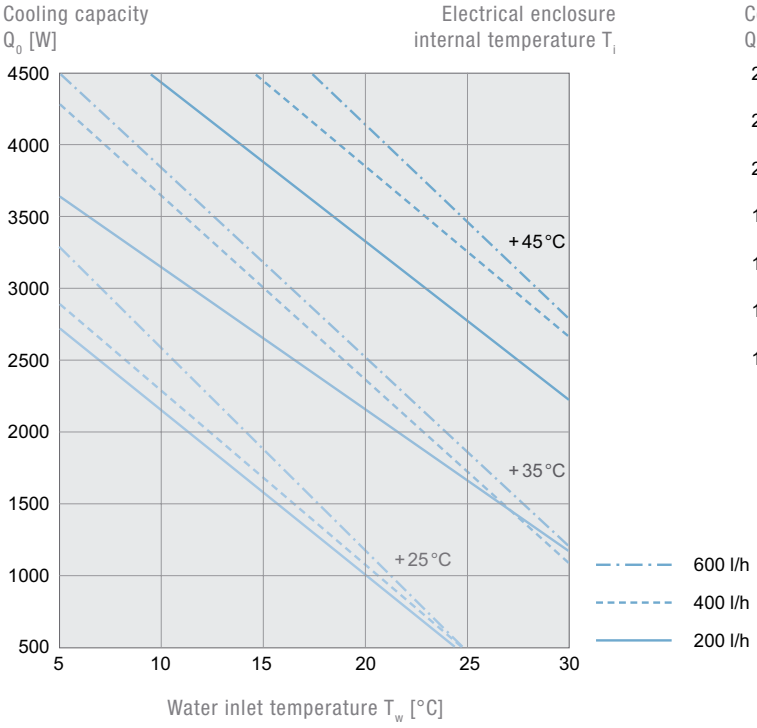

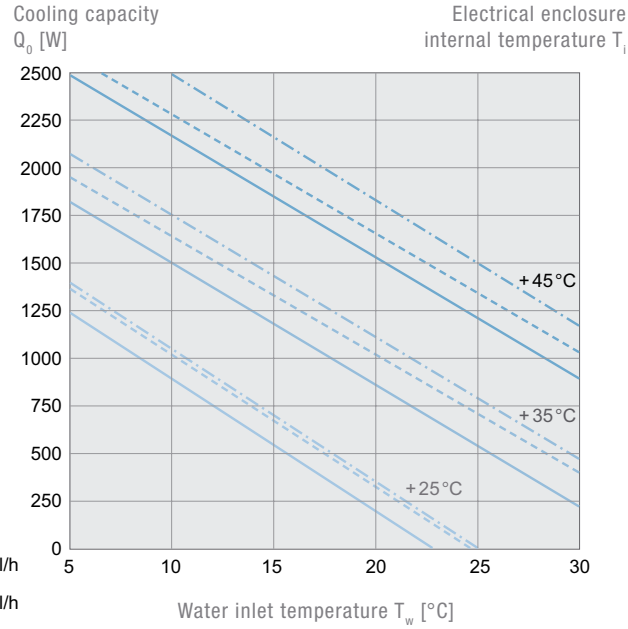

Pressure loss performance curve

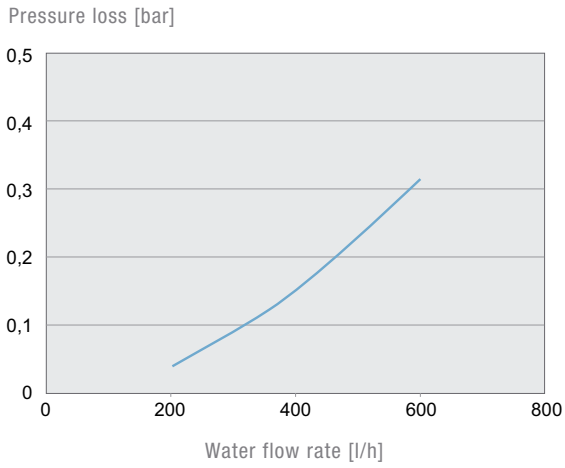

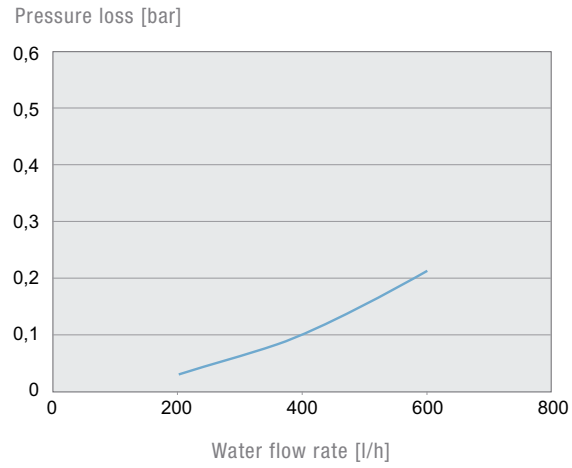

Dimensions

	X	Y	Z	A	B
mm	400	950	190 I 115	280	463
	C	D	E	F	G
mm	112	37	904	340	280

Mounting holes Ø 8 mm

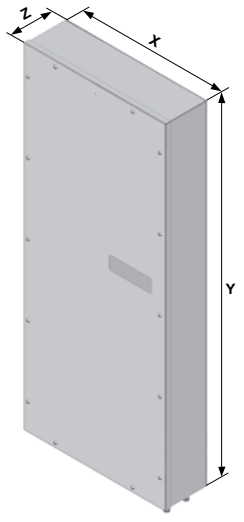

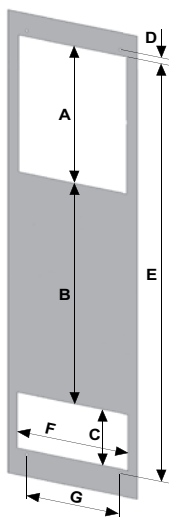

PWS 7332	PWS 7152