Actuator/sensor cable, PUR extension cable
RKC8T-2-RSC8T/TXL

Industrial Automation

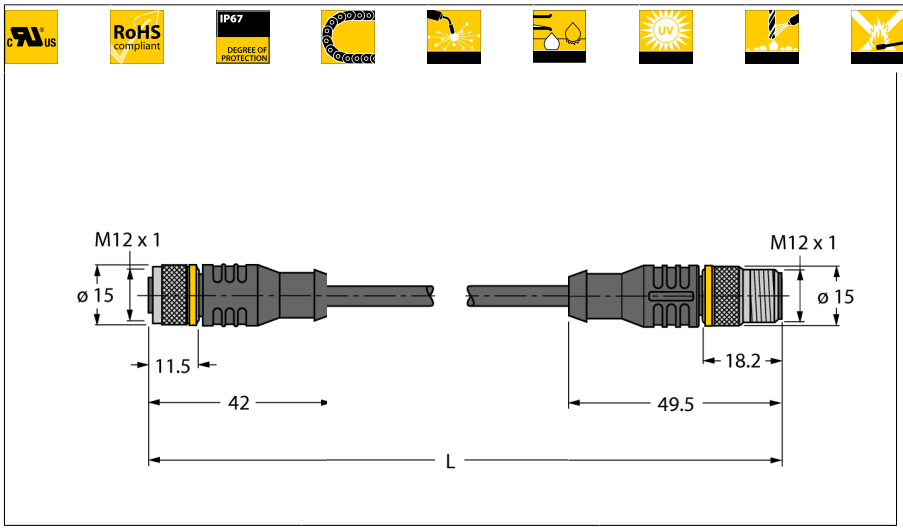

- **Female M12, straight, 8-pin**
- **Male M12, straight, 8-pin**
- **Sheath material: PUR**
- **Sheath color: black**
- **Qualified for drag chain use**
- **Resistant to weld splatter**
- **Resistant to chemicals, UV radiation and oils**
- **Flame retardant**
- **Free from halogen, silicone, PVC and LABS**
- **Particularly resistant to abrasion**
- **Approval: cULus**
- **RoHS conform**
- **Protection class IP67**
- **Cable length: 2.0 m**

Type code	RKC8T-2-RSC8T/TXL
Ident no.	6625165

Connector A side	Female, M12 x 1, straight
Number of Pins	8
Contacts	metal, CuZn, gold-plated
Contact carriers	plastic, TPU, black
Grip	Plastic, TPU, black
Coupling nut/screw	brass, CuZn, nickel-plated
Seal	plastic, FPM/FKM
Protection class	IP67, A + B side screwed together
Mechanical lifespan	> 100 mating cycles
Pollution degree	3
Tightening torque	0.8 … 1 Nm (observe max. torque of counter piece!)

Connector B side	male connector, M12 x 1, straight
Number of pins	8 pins
Contacts	metal, CuZn, gold-plated
Contact carriers	plastic, TPU, black
Grip	plastic, TPU, black
Coupling nut/screw	brass, CuZn, nickel-plated
Protection class	IP67, only in screwed state
Mechanical lifespan	> 100 contact durability
Pollution degree	3
Tightening torque	0.8 … 1 Nm (observe max. torque of counter piece!)

General data	
Cable diameter	5.9 +/-0.20mm
Cable length	2 m
Cable Jacket Material	PUR
Cable Jacket Color	black
Core insulation	PP
Core colors	WH, BN, GN, YE, GY, PK, BU, RD
Core cross-section	8x0.25mm²
Arrangement of strands	32x0.1 mm

Electrical features at +20 °C	
Ampacity	2 A
Rated Voltage	30 V
Insulation resistance	> 30.5 MΩ/km
Test voltage	2000 V
Forward resistance	max. 79 Ω/km

Cable Cross-section

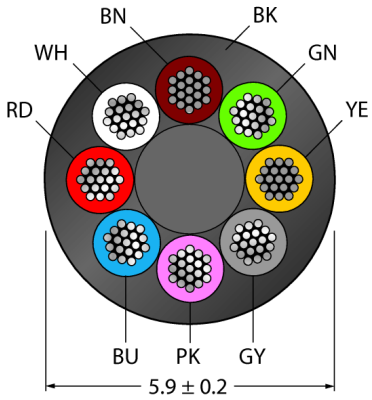

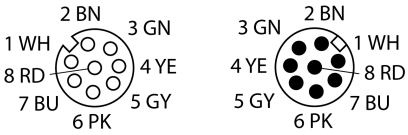

Circuit diagram

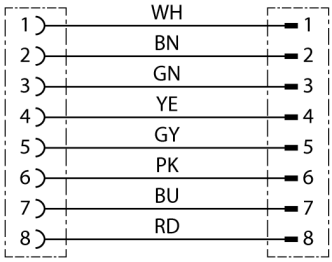

Edition • 2016-02-12T20:58:25+01:00

Actuator/sensor cable, PUR extension cable
RKC8T-2-RSC8T/TXL

Mechanical and chemical properties	
Max. tensile strength (static)	≤ 50 N/mm²
Max. tensile strength (dynamic)	≤ 20 N/mm²
Bending cycles	> 5 mil.
Bending radius (stationary laying)	> 5 x Ø
Bending radius (flexible use)	> 10 x Ø
Admissible acceleration	max. 5 m/s²
Admissible travel path, horizontal	5 m (at 5 m/s²)
Admissible travel path, vertical	2 m (at 5 m/s²)
Admissible traversing speed	3.3 m/s
Torsional stress	± 180 °/m
Ambient temperature	
Stationary	-50 … 80°C
In motion	-25 … 80°C
Drag chain operation	-25 … 60°C

Edition • 2016-02-12T20:58:25+01:00