Technical data sheet
Connection cable
Part no.: 50130657
KD U-M12-4A-P1-050

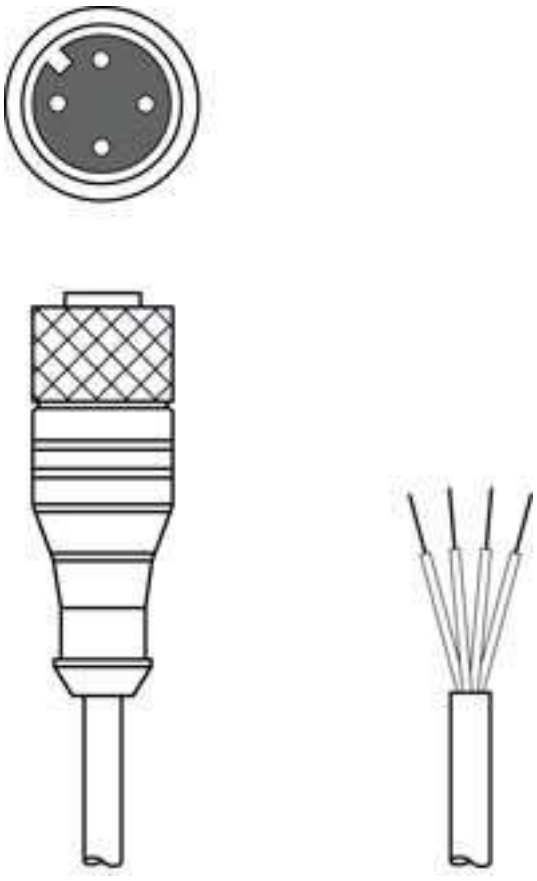

For Illustration purposes only

Contents

- Technical data
- Electrical connection
- Circuit diagrams

IP 67 IP 65 cULus LISTED

Technical data

Basic data

Application	Oil and lubricant resistant

Electrical data

Performance data

Operating voltage	Max. 250 V AC/DC

Connection

Connection 1

Type of connection	Connector
Thread size	M12
Type	Female
Handle body material	PUR
No. of pins	4 -pin
Encoding	A-coded
Version	Axial
Connector, LED	No
Lock	Screw fitting, nickel-plated diecast zinc, recommended torque 0.6 Nm, self-locking

Connection 2

Type of connection	Open end

Cable properties

Number of conductors	4 Piece(s)
Wire cross section	0.34 mm²
AWG	22
Sheathing color	Black
Shielded	No
Silicone-free	Yes
Cable design	Connection cable (open on one end)
Cable diameter (external)	4.7 mm
Cable length	5,000 mm
Sheathing material	PUR
Wire insulation	PP
Traverse rate	Max. 3.3 m/s with horiz. traverse path of 5m and and max. acceleration of 5m/s²
Suitability for drag chains	Yes
Properties of the outer sheathing	Free of CFC, cadmium, silicone, halogen and lead, matt, low-adhesion, abrasion-resistant, easily machine-processable
Resistance of the outer sheathing	Hydrolysis and microbe resistant, good oil, gasoline and chemical resistance in accordance with VDE 0472 part 803 test B, flame retardant in accordance with UL 1581 VW1 / CSA FT1 / IEC 60332-1, IEC 60332-2-2
Torsion suitability	±180° / m (max. 2 mio. cycles with 35 cycles / min)

Mechanical data

Width across flats	13 mm
Net weight	160 g
Bending cycles	5,000,000 Piece(s)
Bending radius, flexible laying, min.	Min. 10 x cable diameter
Bending radius, stationary laying, min.	Min. 5 x cable diameter

Operation and display

Environmental data

Ambient temperature, operation, flexible use	-25 ... 80 °C
Ambient temperature, operation, stationary use	-40 ... 80 °C

Certifications

Degree of protection	IP 65
	IP 67
Approvals	c UL US

Classification

Customs tariff number	85444290
ECLASS 5.1.4	27279201
ECLASS 8.0	27279218
ECLASS 9.0	27060311
ECLASS 10.0	27060311
ECLASS 11.0	27060311
ECLASS 12.0	27060311
ECLASS 13.0	27060311
ECLASS 14.0	27060311
ECLASS 15.0	27060311
ETIM 5.0	EC001855
ETIM 6.0	EC001855
ETIM 7.0	EC001855
ETIM 8.0	EC001855
ETIM 9.0	EC001855
ETIM 10.0	EC001855

Electrical connection

Connection 1

Type of connection	Connector
Thread size	M12
Type	Female
Handle body material	PUR

Electrical connection

Connection 1

No. of pins	4 -pin
Encoding	A-coded
Version	Axial
Connector, LED	No
Lock	Screw fitting, nickel-plated diecast zinc, recommended torque 0.6 Nm, self-locking

Pin	Conductor color
1	Brown
2	White
3	Blue
4	Black

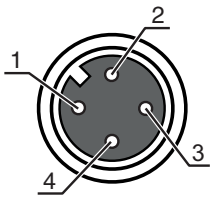

Connection 2

Type of connection	Open end

Circuit diagrams

Wiring schematic

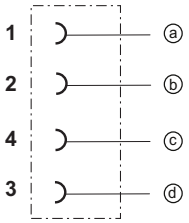

a Brown wire
b White wire
c Black wire
d Blue wire