Powering Business Worldwide

03/22 IL05301010Z (P51686)

Instruction Leaflet | **Istruzioni per il montaggio**
Montageanweisung | **安装说明**
Notice d'installation | **Инструкция по монтажу**
Instrucciones de montaje | **منشـــور التعليمـــات**

AccuProx Series Analog Inductive Sensors

E59…

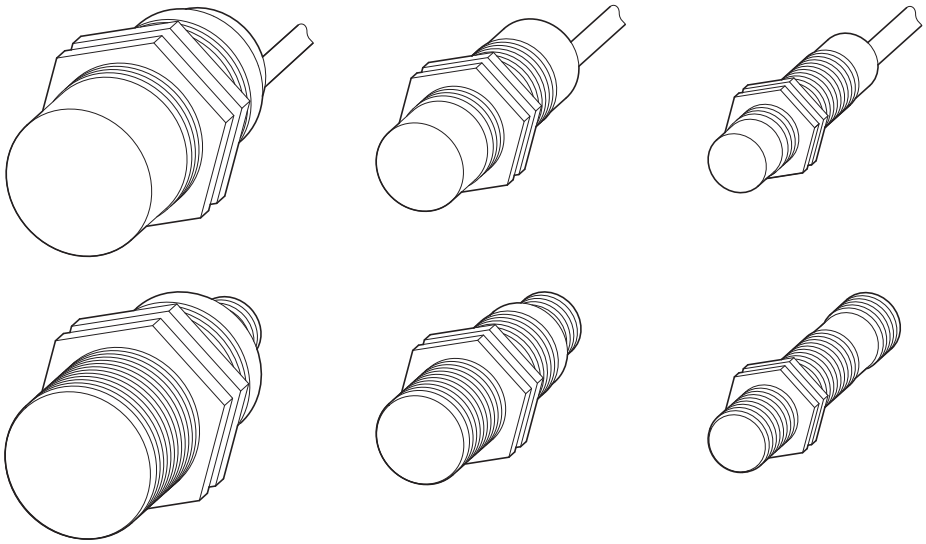

(en) Electric current! Danger to life!
Only skilled or instructed persons may carry out the following operations.

(de) Lebensgefahr durch elektrischen Strom!
Nur Elektrofachkräfte und elektrotechnisch unterwiesene Personen dürfen die im Folgenden beschriebenen Arbeiten ausführen.

(fr) Tension électrique dangereuse !
Seules les personnes qualifiées et averties doivent exécuter les travaux ci-après.

(es) ¡Corriente eléctrica! ¡Peligro de muerte!
El trabajo a continuación descrito debe ser realizado por personas cualificadas y advertidas.

(it) Tensione elettrica: Pericolo di morte!
Solo persone abilitate e qualificate possono eseguire le operazioni di seguito riportate.

(zh) 触电危险！
只允许专业人员和受过专业训练的人员进行下列工作。

(ru) Электрический ток! Опасно для жизни!
Только специалисты или проинструктированные лица могут выполнять следующие операции.

(ar) تحـذير ! تيـار كهربـائي ! خطـر مـوت !
لا تتـــم اعمـــال الصـــيانة و التركيـــب الا مـــن قبـــل العـــاملين المـــدربين !

Dimensions

Micro Connector Models

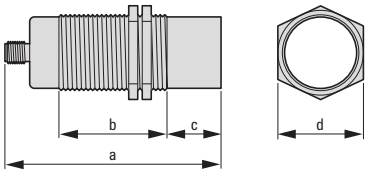

[mm]		a	b	c	d
∅ 12	①	77.5	50.3	0.5	17
	②	77.5	41.6	9	17
∅ 18	①	69.3	50.9	0.5	24
	②	69.3	37.4	14	24
∅ 30	①	74.1	54.1	0.75	36
	②	74.1	35.8	19	36

[in]		a	b	c	d
∅ 12	①	3.05	1.98	0.02	0.67
	②	3.05	1.64	0.36	0.67
∅ 18	①	2.73	2	0.02	0.94
	②	2.73	1.47	0.55	0.94
∅ 30	①	2.92	2.13	0.03	1.41
	②	2.92	1.41	0.75	1.41

Cable and Pigtail Models

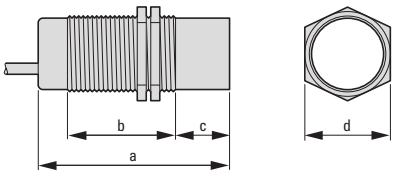

[mm]		a	b	c	d
∅ 12	①	62.4	50.3	0.5	17
	②	62.4	41.6	9	17
∅ 18	①	64.5	50.9	0.5	24
	②	64.5	37.4	14	24
∅ 30	①	69.6	54.1	0.75	36
	②	69.6	35.8	19	36

[in]		a	b	c	d
∅ 12	①	2.46	1.98	0.02	0.67
	②	2.46	1.64	0.36	0.67
∅ 18	①	2.54	2.00	0.02	0.94
	②	2.54	1.47	0.55	0.94
∅ 30	①	2.74	2.13	0.03	1.41
	②	2.74	1.41	0.75	1.41

Wiring diagrams

	Outputs	Micro Connector Models	Cable and Pigtail Models
…-C1[1)] ∅ 12	4 - 20 mA	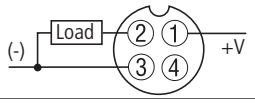	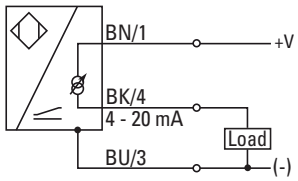
…-C1[1)] ∅ 18 ∅ 30	4 - 20 mA	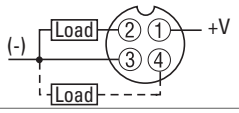	
…-CV	0 - 20 mA 0 - 10 V	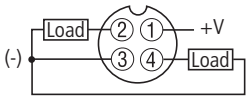	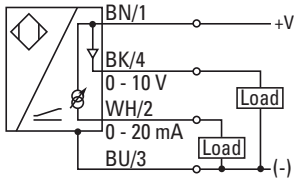

→ DIN IEC 304, DIN IEC 757	
BK	0
BN	1
BU	6
WH	9

1) For models ending in …-C1 (current output only models), pins 2 and 4 are internally connected.
→ Do not connect outputs of -C1 models to separate loads – this sensor should only be connected to a single output load!

	Linear output	Measurement resolution	Output resolution
∅ 12	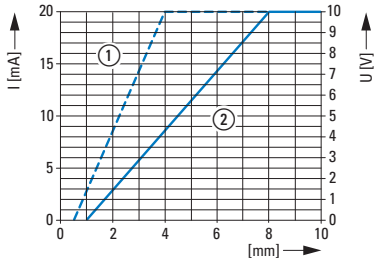	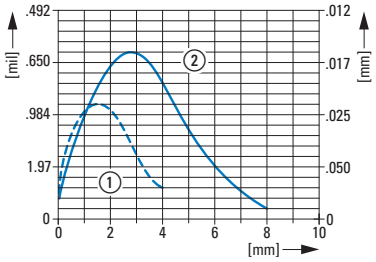	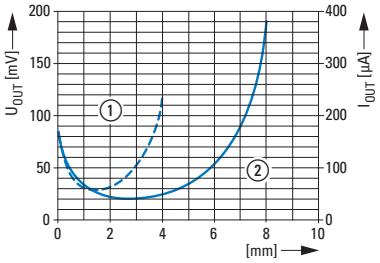
∅ 18	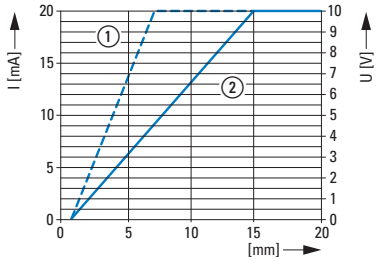	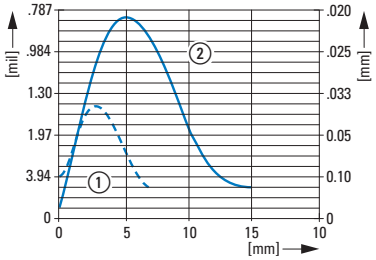	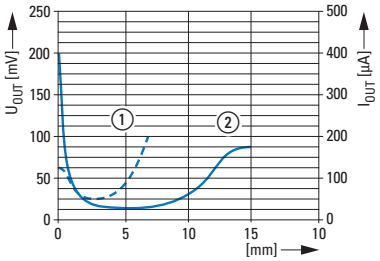
∅ 30	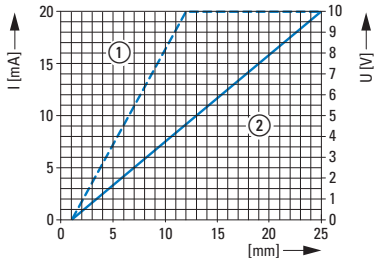	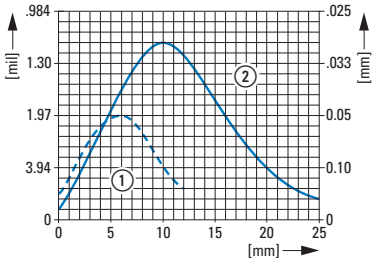	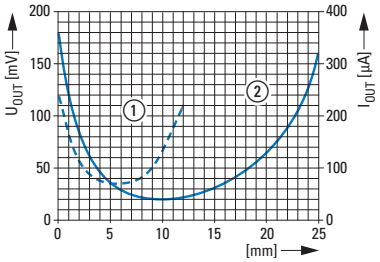

1) Measurement resolution is the sensor's ability to detect a change in target position. The measurement resolution is the finest at the highest point in the curve.
2) Output resolution is the change in output signal relative to target position. The minimum change in output resolution is defined by the lowest point in the curve.

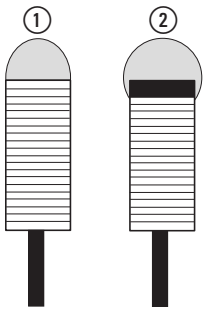

① shielded
② unshielded

© 2012 Eaton Corporation
Eaton is a registered trademark of Eaton Corporation. All other trademarks are property of their respective owners.

USA: Eaton Corporation, W126 N7250 Flint Drive, Menomonee Falls, WI 53051, USA
EU: Eaton Industries GmbH, Hein-Moeller-Straße 7-11, 53115 Bonn, Germany
UK: Eaton Electric Ltd., P.O. Box 554, Abbey Park, Southampton Road, Titchfield, PO14 4QA, UK

USA:
Eaton.com/eatoncare
+1 877-386-2273

Eaton.com/sensors
+1 800-426-9184

Eaton.com/contacts
Eaton.com/aftersales
Eaton.com/documentation

Eaton.com/recycling

Publication No.
IL05301010Z (P51686) March 2022

03/22 IL05301010Z (P51686)