


# A smarter space for your installation ideas

## MISTRAL65 / 65H Consumer units and switchboards

**ABB is the world’s leading provider of products for electrical installation in buildings. A comprehensive domain knowledge, global experience and continuous innovation enable us to provide optimal solutions for residential buildings. Our solutions help to make your buildings safer, intelligent and equipped for the future.**

# Table of contents


## MISTRAL65 / 65H

**002**–003 **Introduction**

**004**–005 **MISTRAL65**

**006**–007 **MISTRAL65H**

## MISTRAL65 / 65H consumer units

**008**–009 **Installation**

**010**–015 **Features and benefits**

**016**–017 **Details**

## MISTRAL65H Switchboards

**018**–019 **Features and benefits**

## Ordering details and technical details

**020**–025 **MISTRAL65 / 65H**

**026**–028 **MISTRAL65 with terminals**

**029** **MISTRAL65H switchboard**

**030**–031 **MISTRAL65 / 65H common accessories**

**032**–035 **Mistral65 / 65H terminal blocks and terminal bars**

**036**–042 **Technical details and dimensions**

# MISTRAL65 / 65H
## A smarter space for your installation ideas

MISTRAL65 / 65H is ABB's most innovative series of IP65 rated consumer units and switchboards. Designed to reduce cabling times as well as allow total integration between modular DIN-rail MCBs, MCCBs and front panel devices.

Thanks to various clever details these consumer units and switchboards provide a smarter space for all your installation ideas mainly in commercial and small industrial environment.




IP 65

# MISTRAL65
## A versatile range suitable for every application

Efficiency, safety, integration: the new MISTRAL65 series rests on the strengths which have consolidated ABB's image over the years for its expertise and reliability in the area of products for protection, control, monitoring, measurement, safety and energy efficiency. These innovative IP65 rated consumer units complete ABB's wide product range for the residential, commercial and industrial sector.

The range includes solutions with transparent or opaque doors which open up to 180°, and a choice of between 4 and 72 modules, meeting the most recent regulatory requirements and ensuring an enormous variety of application types.





**Designed for demanding environments**
The MISTRAL65 consumer units come with IP65 protection degree, providing a dust-tight and resistant to jetting water.

Mechanical strength of the MISTRAL65 consumer units are IK09 (10 Joules) and IK08 for the precut parts.

**Eco-compatible materials**
Innovating today does not just mean looking for functional and technologically advanced solutions. For ABB, being innovative means embracing a longer-term perspective by using eco-compatible materials for our products which respect the environment even at the end of their life cycle. For this reason, 100% recyclable, in case of MISTRAL65 even halogen-free, thermoplastics have been used for the consumer units.

Their environmental compatibility has been assessed using the Life Cycle Assessment (LCA) method, an objective tool for analysing energy and environmental impact which analyses the energy and materials used and the emissions released during production.

# **MISTRAL65H:**
# Consumer units and switchboards for smarter outdoor installations



Resistance to salt, dust or UV rays is an essential feature in outdoor applications. Saline environments, chemical industries, sandy/dusty or PV applications require specifically robust products to guarantee reliable distribution of energy to where it is required.



IP65 IK10

**Made for harsh environments and outdoor installations**
The MISTRAL65H consumer units and switchboards are self-extinguishing and resistant to abnormal heat and fire up to 750°C (GWT). They provide shock resistance IK10 (20 Joules) and IP65 degree of protection.

Available in 4 sizes and with a wide range of accessories the MISTRAL65H enclosures have been specifically designed for heavy duty environments.





**Certified robustness**
The new MISTRAL65H consumer units and switchboards are perfectly suitable for heavy duty environments and outdoor installations as they have been tested and certified for:

- Dust/sand resistance (factory internal tested)
- Saline environments (according to IEC 60068-2-52 )
- Weathering (according to IEC 600068-2-5)
- Permanent sun exposure (IEC 600068-2-5)
- Self-extinguishing and resistant to abnormal heat and fire up to 750°C (GWT)
- Shock resistance: IK10 (20 Joules)
- Degree of protection: IP65
- Opaque and transparent doors
- Common accessories with the MISTRAL65 standard range





# MISTRAL65 / 65H
## Fast and easy installation of consumer units

The project design also aimed to optimize cabling, assembly and installation times of the consumer units. Everything has been designed to make the installer's job quicker and easier, allowing them to implement functional and tidy consumer units.



In the multi-row versions, the centre distance of the DIN rails can be varied from 150 mm to 125 mm, further increasing the versatility of the product and using the same standard accessories. The frame is extractable for quick and easy bench cabling.

The ample internal space makes the cables more accessible, facilitating cabling and giving the possibility to anchor the cable-ties to special eyeholes on the frame.

The consumer units are designed to house optional dedicated terminal blocks in two different color schemes to allow quick and tidy cabling, and making separate power supplies easily recognisable, when used.

The range is completely coordinated with ABB MCBs and MCCBs, all of which can be easily installed simply by moving the rail provided for their housing.



—
01



—
02



—
03

—
01 **Variable distance of the DIN rails,** 125 mm and 150 mm.
—
02 **Withdrawable frame, adjustable DIN rail depth** to ease the installation of any DIN device.
—
03 **Fast and easy installation** using wall fixing brackets.

# MISTRAL65 / 65H
## Design and simplicity "all in one".

The refined design is marked by some particular characteristics, for example the perfect symmetry, which allows either the whole consumer unit or just the front panel to be rotated, easily changing the door opening side.



MISTRAL65 is equipped with smooth surfaces on top and bottom sides. Knockouts are available on both sides of the enclosure.



Interior slots allow the consumer unit to be fixed to the wall in points which are not visible from the outside, thus contributing to an aesthetically clean installation. Special snap-in closure plugs guarantee protection class II (double insulated).



The possibility to add an additional module by removing two pre-trimmed elements is an extremely useful solution which allows additions to be managed easily and tidily when unforeseen installation requirements are called for.





Mistral65H is equipped on one side with knockouts for cable glands, the other side with a smooth surface.



The standard door with ergonomic handle and snap-on closure can be equipped with a lock and key on request, ensuring only authorised persons have access and avoiding tampering or incorrect operations.



An accessory for trunking entry can be positioned at the top or bottom of the consumer unit, connecting and protecting the conductor bundles. A series of internal knockouts allows it to house any type of trunking.

# MISTRAL65 / 65H
## For simplicity and effectiveness



**Practical rear brackets provide practical and stable wall fastening**

**Every front panel is supplied with captive screws, giving practical and safety advantages**

**The side knockouts offer additional possibilities for the cables' path**

**The dual gasket on the front panel ensures an improved seal**

**All accessories and the slightest details have been designed and developed in order to maintain double insulation properties at all times**

The extractable frame simplifies and speeds up bench cabling operations. The slotted holes in the frame allow it to be quickly fixed inside the enclosure.



In order to create space at the top or bottom of the consumer unit, the centre distance of the DIN rails can be modified from the standard distance of 150 mm to 125 mm. The closure panels, which are completely reversible, can be unhooked, reversed and reinstalled with a simple click.




Spaces have been created inside the consumer units to make cabling even easier, with cable clips and holes for fastening the conductors to the frame with simple cable-ties.





**3 different terminal systems available**
The MISTRAL range of consumer units is supplied with a wide range of terminal systems: Terminal bars with screws and the two versions of terminal blocks offering screw or screwless couplings.



The consumer units can be installed side by side, with cable gland accessories protecting the conductors' path between adjacent units.



The accessories include blind panels and base plates allowing installation of other types of devices aside from modular DIN rail products such as contactors, manual motor starters or devices on the front of the panel.

# MISTRAL65 / 65H
## Endless installation possibilities

Our product development was inspired by the objective of allowing a wide range of products and solutions with different functions and dimensions to be installed in a single IP65 consumer unit, thus meeting the widest range of needs even in small commercial or industrial applications.

MCBs, MCCBs and devices installed in the front of the panel in an integrated, rational and functionally appropriate position.



The frame allows for two different DIN rail positions. This allows products with different depths to be installed, for example MCCBs which, thanks to this solution, are perfectly aligned with other devices in the panel





The first depth level allows standard products to be housed; these include most modular products currently available on the market.

Among these components with greater depth dimensions which can benefit from this flexibility of the frame, we must remember high-performance MCBs with greater than standard depth.





Among the accessories, the availability of blank panels and base plates allows non-modular equipment to be installed on the front of the consumer unit, such as control buttons and indicator lights.

# MISTRAL65 / 65H
## All details at a glance

**The simplicity of the consumer units makes adapting them to various system requirements easy.**

Optional terminal blocks which can be installed in the top or bottom of the consumer unit allow the cabling to be performed in a tidy manner and their different colors facilitate recognition of any separate circuits.




1. Box for wall mounting
2. Reversible front panel
3. RAL 7035 opaque door
4. Fixed support for DIN rail
5. DIN rail
6. Wall fastening brackets
7. Plugs, protection class II
8. Terminal block carriers
9. Terminal blocks with screw coupling
10. Terminal blocks with screwless coupling
11. Module cover
12. Finish or closure elements (lock and key optional)
13. Reversible panels

**The switchboards consist of an empty box and a door to integrate all your interior fittings. A full closing panel is available (snap mounting), which works as an inner door in a typical automation application.**

Specific metal plates designed to host Tmax XT MCCBs are available for all the enclosure sizes.




1. **Box for wall mounting**
2. **Metal plate**
3. **Reversible front panel**
4. **Inner door**
5. **RAL 7035 opaque door**

# MISTRAL65H Switchboard
## Harsh environment series



**Smooth surface on one side, knock-outs for cable entries on the other**

**Every front panel is supplied with captive screws, giving practical and safety advantages**

**The perfect symmetry of the front allows the opening to be completely reversed**

**MISTRAL65H switchboards have been designed for heavy duty applications**

Resistance to salt, dust and UV rays.



MISTRAL65H is equipped on one side with knockouts for cable glands, the other side with a smooth surface.



Metal base plates are available to install XT1 and XT2 breakers as well as any kind of automation device.





MISTRAL65H switchboards offer a wide, safe space to integrate all your interior fittings.



Wide range of accessories.



Inner doors allow integration of signaling devices and push buttons for automation applications.

# MISTRAL65 / 65H
## Ordering and technical details

On the following pages you will find all the necessary details and ordering information for our consumer units, switchboards and accessories.

On our website www.abb.com/lowvoltage you will find all further information, selection guides and installation instructions for the other ABB installation products. From simple circuit breakers to complex smart home applications.




1 x SD
2 x RCCB
1 x RCBO
12 MCB's
B16

# MISTRAL65

## Ordering details wall-mounted IP65

### MISTRAL65 – IP65

| MISTRAL65 – 1 row | Description | N° of modules [18 mm] | GWT | Dimensions W x H x D [mm] | Order code | Type code | Packaging |
|---|---|---|---|---|---|---|---|
|  | MISTRAL65 opaque door 4M | 4 | 650 | 152 x 202 x 117 | 1SL 1100A00 | 65P04X11 | 1/24 |
| | MISTRAL65 transparent door 4M | 4 | 650 | 152 x 202 x 117 | 1SL 1200A00 | 65P04X12 | 1/24 |
|  | MISTRAL65 opaque door 8M | 8 | 650 | 232 x 250 x 154 | 1SL 1101A00 | 65P08X11 | 1/11 |
| | MISTRAL65 transparent door 8M | 8 | 650 | 232 x 250 x 154 | 1SL 1201A00 | 65P08X12 | 1/11 |
|  | MISTRAL65 opaque door 12M | 12 | 650 | 320 x 250 x 155 | 1SL 1102A00 | 65P12X11 | 1/7 |
| | MISTRAL65 transparent door 12M | 12 | 650 | 320 x 250 x 155 | 1SL 1202A00 | 65P12X12 | 1/7 |
|  | MISTRAL65 opaque door 18M | 18 | 650 | 420 x 250 x 155 | 1SL 1103A00 | 65P18X11 | 1/4 |
| | MISTRAL65 transparent door 18M | 18 | 650 | 420 x 250 x 155 | 1SL 1203A00 | 65P18X12 | 1/4 |

| MISTRAL65 – 2 rows | Description | N° of modules [18 mm] | GWT | Dimensions W x H x D [mm] | Order code | Type code | Packaging |
|---|---|---|---|---|---|---|---|
|  | MISTRAL65 opaque door 24M | 24 | 650 | 320 x 435 x 155 | 1SL1104A00 | 65P12X21 | 1/4 |
| | MISTRAL65 transparent door 24M | 24 | 650 | 320 x 435 x 155 | 1SL1204A00 | 65P12X22 | 1/4 |
|  | MISTRAL65 opaque door 36M 2F | 36 | 650 | 430 x 435 x 155 | 1SL 1105A00 | 65P18X21 | 1/2 |
| | MISTRAL65 transparent door 36M 2F | 36 | 650 | 430 x 435 x 155 | 1SL 1205A00 | 65P18X22 | 1/2 |

## MISTRAL65 – IP65

| MISTRAL65 – 3 rows | Description | N° of modules [18 mm] | GWT | Dimensions W x H x D [mm] | Order code | Type code | Packaging |
|---|---|---|---|---|---|---|---|
|  | MISTRAL65 opaque door 36M 3F | 36 | 650 | 320 x 600 x 155 | 1SL1106A00 | 65P12X31 | 1/3 |
| | MISTRAL65 transparent door 36M 3F | 36 | 650 | 320 x 600 x 155 | 1SL1206A00 | 65P12X32 | 1/3 |
|  | MISTRAL65 opaque door 54M | 54 | 650 | 430 x 600 x 155 | 1SL1108A00 | 65P18X31 | 1/1 |
| | MISTRAL65 transparent door 54M | 54 | 650 | 430 x 600 x 155 | 1SL1208A00 | 65P18X32 | 1/1 |

| MISTRAL65 – 4 rows | Description | N° of modules [18 mm] | GWT | Dimensions W x H x D [mm] | Order code | Type code | Packaging |
|---|---|---|---|---|---|---|---|
|  | MISTRAL65 opaque door 48M | 48 | 650 | 292 x 656 x 120 | 1SL1107A00 | 65P12X41 | 1/1 |
| | MISTRAL65 transparent door 48M | 48 | 650 | 292 x 656 x 120 | 1SL1207A00 | 65P12X42 | 1/1 |
|  | MISTRAL65 opaque door 72M | 72 | 650 | 382 x 656 x 120 | 1SL1109A00 | 65P18X41 | 1/1 |
| | MISTRAL65 transparent door 72M | 72 | 650 | 382 x 656 x 120 | 1SL1209A00 | 65P18X42 | 1/1 |

Please find a wide range of suitable accessories on page 30 – 31

All units on this page will be delivered without connection terminals

# MISTRAL65H

## Ordering details wall-mounted IP65

### MISTRAL65H – IP65

| MISTRAL65H – 1 row | Description | N° of modules [18 mm] | GWT | Dimensions W x H x D [mm] | Order code | Type code | Packaging |
|---|---|---|---|---|---|---|---|
|  | Mistral65H opaque door 4M | 4 | 750 | 152 x 202 x 117 | 1SLM006500A2110 | H65P04X110750 | 1/24 |
| | Mistral65H 750 transparent door 4M | 4 | 750 | 152 x 202 x 117 | 1SLM006500A2210 | H65P04X120750 | 1/24 |
|  | Mistral65H opaque door 8M | 8 | 750 | 232 x 250 x 154 | 1SLM006500A2111 | H65P08X110750 | 1/11 |
| | Mistral65H 750 transparent door 8M | 8 | 750 | 232 x 250 x 154 | 1SLM006500A2211 | H65P08X120750 | 1/11 |
|  | Mistral65H opaque door 12M | 12 | 750 | 320 x 250 x 155 | 1SLM006500A2112 | H65P12X110750 | 1/7 |
| | Mistral65H 750 transparent door 12M | 12 | 750 | 320 x 250 x 155 | 1SLM006500A2212 | H65P12X120750 | 1/7 |
|  | Mistral65H opaque door 18M | 18 | 750 | 430 x 250 x 155 | 1SLM006500A2113 | H65P18X110750 | 1/4 |
| | Mistral65H 750 transparent door 18M | 18 | 750 | 430 x 250 x 155 | 1SLM006500A2213 | H65P18X120750 | 1/4 |

| MISTRAL65H – 2 rows | Description | N° of modules [18 mm] | GWT | Dimensions W x H x D [mm] | Order code | Type code | Packaging |
|---|---|---|---|---|---|---|---|
|  | Mistral65H opaque door 24M | 24 | 750 | 320 x 435 x 155 | 1SLM006500A2114 | H65P12X210750 | 1/4 |
| | Mistral65H 750 transparent door 24M | 24 | 750 | 320 x 435 x 155 | 1SLM006500A2214 | H65P12X220750 | 1/4 |
|  | Mistral65H opaque door 36M 2F | 36 | 750 | 430 x 435 x 155 | 1SLM006500A2115 | H65P18X210750 | 1/2 |
| | Mistral65H 750 transparent door 36M 2F | 36 | 750 | 430 x 435 x 155 | 1SLM006500A2215 | H65P18X220750 | 1/2 |

## MISTRAL65H – IP65

| MISTRAL65H – 3 rows | Description | N° of modules [18 mm] | GWT | Dimensions W x H x D [mm] | Order code | Type code | Packaging |
|---|---|---|---|---|---|---|---|
|  | Mistral65H opaque door 36M 3F | 36 | 750 | 320 x 600 x 155 | 1SLM006500A2116 | H65P12X310750 | 1/3 |
| | Mistral65H 750 transparent door 36M 3F | 36 | 750 | 320 x 600 x 155 | 1SLM006500A2216 | H65P12X320750 | 1/3 |
|  | Mistral65H opaque door 54M | 54 | 750 | 430 x 600 x 155 | 1SLM006500A2118 | H65P18X310750 | 1/1 |
| | Mistral65H 750 transparent door 54M | 54 | 750 | 430 x 600 x 155 | 1SLM006500A2218 | H65P18X320750 | 1/1 |

| MISTRAL65H – 4 rows | Description | N° of modules [18 mm] | GWT | Dimensions W x H x D [mm] | Order code | Type code | Packaging |
|---|---|---|---|---|---|---|---|
|  | Mistral65H opaque door 48M | 48 | 750 | 320 x 735 x 155 | 1SLM006500A2117 | H65P12X410750 | 1/1 |
| | Mistral65H 750 transparent door 48M | 48 | 750 | 320 x 735 x 155 | 1SLM006500A2217 | H65P12X420750 | 1/1 |
|  | Mistral65H opaque door 72M | 72 | 750 | 430 x 735 x 155 | 1SLM006500A2119 | H65P18X410750 | 1/1 |
| | Mistral65H 750 transparent door 72M | 72 | 750 | 430 x 735 x 155 | 1SLM006500A2219 | H65P18X420750 | 1/1 |

Please find a wide range of suitable accessories on page 30 – 31

All units on this page will be delivered without connection terminals

# MISTRAL65

## Ordering details with terminals IP65

### MISTRAL65 – Order codes

| MISTRAL65 wall | Description | N° of modules [18 mm] | GWT | Dimensions W x H x D [mm] | Order code | Type code | Packaging |
|---|---|---|---|---|---|---|---|
|  | MISTRAL65 opaque door 8M 12SM | 8 | 650 | 232 x 250 x 154 | 1SL M006501A1101 | 65P08X11A | 1/11 |
| | MISTRAL65 transparent door 8M 12SM | 8 | 650 | 232 x 250 x 154 | 1SL M006501A1201 | 65P08X12A | 1/11 |
| |  | | | | | | |
|  | MISTRAL65 opaque door 12M 22SM | 12 | 650 | 320 x 250 x 155 | 1SLM006501A1102 | 65P12X11A | 1/7 |
| | MISTRAL65 transparent door 12M 22SM | 12 | 650 | 320 x 250 x 155 | 1SLM006501A1202 | 65P12X12A | 1/7 |
| | 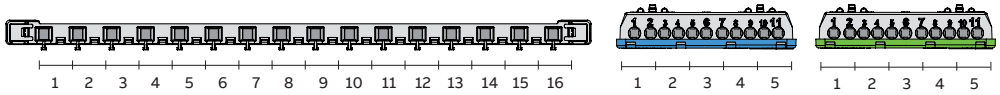 | | | | | | |
|  | MISTRAL65 opaque door 18M 12SM | 18 | 650 | 430 x 250 x 155 | 1SLM006501A1103 | 65P18X11Z | 1/4 |
| | MISTRAL65 transparent door 18M 12SM | 18 | 650 | 430 x 250 x 155 | 1SLM006501A1203 | 65P18X12Z | 1/4 |
| | 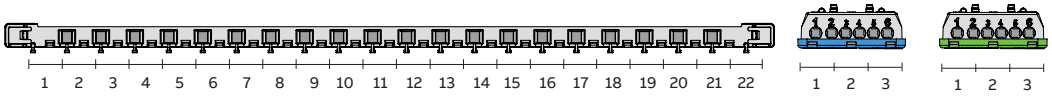 | | | | | | |
|  | MISTRAL65 opaque door 18M 32SM | 18 | 650 | 430 x 250 x 155 | 1SLM006502A1103 | 65P18X11A | 1/4 |
| | MISTRAL65 transparent door 18M 32SM | 18 | 650 | 430 x 250 x 155 | 1SLM006502A1203 | 65P18X12A | 1/4 |
| | 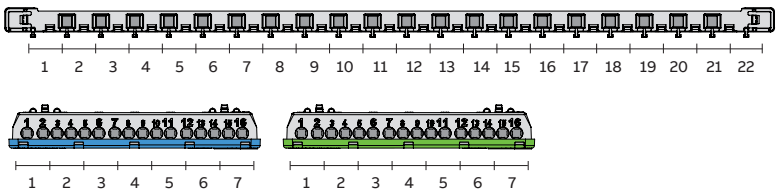 | | | | | | |

## MISTRAL65 – Order codes

| MISTRAL65 wall | Description | N° of modules [18 mm] | GWT | Dimensions W x H x D [mm] | Order code | Type code | Packaging |
|---|---|---|---|---|---|---|---|
|  | MISTRAL65 opaque door 24M 24SM | 24 | 650 | 320 x 435 x 155 | 1SLM006501A1104 | 65P12X21Z | 1/4 |
| | MISTRAL65 transparent door 24M 24SM | 24 | 650 | 320 x 435 x 155 | 1SLM006501A1204 | 65P12X22Z | 1/4 |
| | 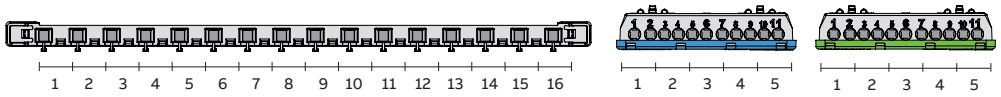 | | | | | | |
|  | MISTRAL65 opaque door 24M 42SM | 24 | 650 | 320 x 435 x 155 | 1SLM006502A1104 | 65P12X21A | 1/4 |
| | MISTRAL65 transparent door 24M 42SM | 24 | 650 | 320 x 435 x 155 | 1SLM006502A1204 | 65P12X22A | 1/4 |
| | 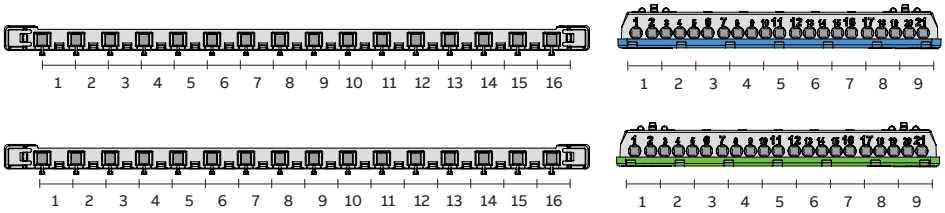 | | | | | | |
|  | MISTRAL65 opaque door 36M 2F 52SM | 36 | 650 | 430 x 435 x 155 | 1SLM006501A1105 | 65P18X21A | 1/2 |
| | MISTRAL65 transparent door 36M 2F 52SM | 36 | 650 | 430 x 435 x 155 | 1SLM006501A1205 | 65P18X22A | 1/2 |
| | 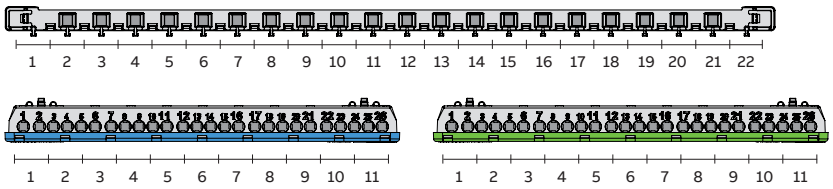 | | | | | | |
| | MISTRAL65 opaque door 36M 3F 42SM | 36 | 650 | 320 x 600 x 155 | 1SLM006501A1106 | 65P12X31A | 1/3 |
| | MISTRAL65 transparent door 36M 3F 42SM | 36 | 650 | 320 x 600 x 155 | 1SLM006501A1206 | 65P12X32A | 1/3 |
|  | 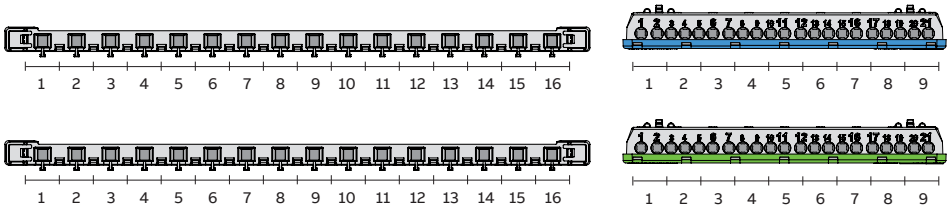 | | | | | | |

# MISTRAL65

## Ordering details with terminals IP65

### MISTRAL65 – Order codes

| MISTRAL65 wall | Description | N° of modules [18 mm] | GWT | Dimensions W x H x D [mm] | Order code | Type code | Packaging |
|---|---|---|---|---|---|---|---|
|  | MISTRAL65 opaque door 48M 52SM | 48 | 650 | 320 x 735 x 155 | 1SLM006501A1107 | 65P12X41A | 1/1 |
| | MISTRAL65 transparent door 48M 52SM | 48 | 650 | 320 x 735 x 155 | 1SLM006501A1207 | 65P12X42A | 1/1 |
|  | MISTRAL65 opaque door 54M 52SM | 54 | 650 | 430 x 600 x 155 | 1SLM006501A1108 | 65P18X31A | 1/1 |
| | MISTRAL65 transparent door 54M 52SM | 54 | 650 | 430 x 600 x 155 | 1SLM006501A1208 | 65P18X32A | 1/1 |
|  | MISTRAL65 opaque door 72M 52SM | 72 | 650 | 430 x 735 x 155 | 1SLM006501A1109 | 65P18X41A | 1/1 |
| | MISTRAL65 transparent door 72M 52SM | 72 | 650 | 430 x 735 x 155 | 1SLM006501A1209 | 65P18X42A | 1/1 |

# MISTRAL65H

## Ordering details wall-mounted IP65

### Mistral65H switchboard*

| Mistral65H switchboard* | Description | Dimensions W x H x D [mm] | Order code | Type code | Packaging |
|---|---|---|---|---|---|
|  | MISTRAL65H switchboard 2x12 module size opaque door | 320 x 435 x 155 | 1SLM006500A3114 | S65P12X210750 | 1/4 |
| | MISTRAL65H switchboard 3x12 module size opaque door | 320 x 600 x 155 | 1SLM006500A3116 | S65P12X310750 | 1/3 |
| | MISTRAL65H switchboard 2x18 module size opaque door | 430 x 435 x 155 | 1SLM006500A3115 | S65P18X210750 | 1/2 |
| | MISTRAL65H switchboard 3x18 module size opaque door | 430 x 600 x 155 | 1SLM006500A3118 | S65P18X310750 | 1/1 |

Metal base plates are not included in MISTRAL65H switchboards and can be ordered seperately.

* For the switchboards, modules indicate size

Please find a wide range of suitable accessories on page 30 – 31

All units on this page will be delivered without connection terminals

# MISTRAL65 / 65H

## Ordering details accessories

### MISTRAL65 / 65H / 65H Switchboards – Common accessories

| Opaque door | Description | N° of modules [18 mm] | Order code | Type code | Packaging |
|---|---|---|---|---|---|
|  | Opaque door 4M | 4 | 1SL 1900A00 | 1SL M006500A1900 | 1/15 |
| | Opaque door 8M | 8 | 1SL 1902A00 | 1SL M006500A1902 | 1/20 |
| | Opaque door 12M | 12 | 1SL1904A00 | 1SLM006500A1904 | 1/10 |
| | Opaque door 18M | 48 | 1SL 1906A00 | 1SL M006500A1906 | 1/20 |
| | Opaque door 24M/48M | 24/48 | 1SL 1908A00 | 1SL M006500A1908 | 1/6 |
| | Opaque door 36M | 36 | 1SL 1910A00 | 1SL M006500A1910 | 1/10 |
| | Opaque door 36M/72M | 36/72 | 1SL 1912A00 | 1SL M006500A1912 | 1/14 |
| | Opaque door 54M | 54 | 1SL 1914A00 | 1SLM006500A1914 | 1/8 |

| Transparent door | Description | N° of modules [18 mm] | Order code | Type code | Packaging |
|---|---|---|---|---|---|
|  | Transparent door 4M | 4 | 1SL 1901A00 | 1SL M006500A1901 | 1/15 |
| | Transparent door 8M | 8 | 1SL 1903A00 | 1SL M006500A1903 | 1/20 |
| | Transparent door 12M | 12 | 1SL 1905A00 | 1SL M006500A1905 | 1/10 |
| | Transparent door 18M | 48 | 1SL 1907A00 | 1SL M006500A1907 | 1/20 |
| | Transparent door 24M/48M | 24/48 | 1SL 1909A00 | 1SL M006500A1909 | 1/6 |
| | Transparent door 36M | 36 | 1SL 1911A00 | 1SL M006500A1911 | 1/10 |
| | Transparent door 36M/72M | 36/72 | 1SL 1913A00 | 1SL M006500A1913 | 1/14 |
| | Transparent door 54M | 54 | 1SL1915A00 | 1SLM006500A1915 | 1/8 |

| Base plates | Description | N° of modules [18 mm] | Order code | Type code | Packaging |
|---|---|---|---|---|---|
|  | Metal base plate 12M* | 12 | 1SL1920A00 | 1SLM006500A1920 | 1/12 |
| | Metal base plate 2x12M | 2x12 | 1SL1921A00 | 1SLM006500A1921 | 1/4 |
| | Metal base plate 18M* | 18 | 1SL1922A00 | 1SLM006500A1922 | 1/8 |
| | Metal base plate 2x18M | 2x18 | 1SL1923A00 | 1SLM006500A1923 | 1/4 |
| | Metal base plate 3x12 | 3x12 | 1SLM006500A1951 | 41Z125 | 1/5 |
| | Metal base plate 3x18 | 3x18 | 1SLM006500A1952 | 41Z126 | 1/5 |
| | Plastic base plate 2x12 | 2x12 | 1SLM006500A1953 | 41Z127 | 1/5 |
| | Plastic base plate 2x18 | 2x18 | 1SLM006500A1954 | 41Z128 | 1/5 |
| | Plastic base plate 3x12 | 3x12 | 1SLM006500A1955 | 41Z129 | 1/5 |
| | Plastic base plate 3x18 | 3x18 | 1SLM006500A1956 | 41Z130 | 1/5 |

*only for consumer units

| Kits for Tmax XT | Description | N° of modules [18 mm] | Order code | Type code | Packaging |
|---|---|---|---|---|---|
|  | Kit for Tmax XT 3x12 size MISTRAL65H switchboard | 3x12 | 1SLM006500A1959 | 41Z133 | 1 |
| | Kit for Tmax XT 3x18 size MISTRAL65H switchboard | 3x18 | 1SLM006500A1960 | 41Z134 | 1 |
| | Kit for Tmax XT 2x12 size MISTRAL65H switchboard | 2x12 | 1SLM006500A1969 | 41Z131 | 1 |
| | Kit for Tmax XT 2x18 size MISTRAL65H switchboard | 2x18 | 1SLM006500A1970 | 41Z132 | 1 |

## MISTRAL65 / 65H – Other accessories

| Blind panel | Description | N° of modules [18 mm] | Order code | Type code | Packaging |
|---|---|---|---|---|---|
|  | Central blind panel 12M * | 12 | 1SL 1945A00 | 1SL M006500A1945 | 1/15 |
| | Blind panel 12M | 12 | 1SL 1946A00 | 1SL M006500A1946 | 1/20 |
| | Central blind panel 18M ** | 18 | 1SL 1947A00 | 1SL M006500A1947 | 1/30 |
| | Blind panel 18M | 18 | 1SL 1948A00 | 1SL M006500A1948 | 1/30 |

| Other accessories | Description | N° of modules [18 mm] | Order code | Type code | Packaging |
|---|---|---|---|---|---|
|  | Wall fixing brackets (4 pcs) | | 1SL1927A00 | 1SLM006500A1927 | 1/30 |
| | Module cover 12M MISTRAL65 / 65H | 12 | 1SL1929A00 | 1SLM006500A1929 | 5/180 |
| | Lock with key | | 1SL1931A00 | 1SLM006500A1931 | 1/10 |
|  | Cable gland Ø 16 | | 1SL1935A00 | 1SL M006500A1935 | 10/100 |
| | Cable gland Ø 20 | | 1SL1936A00 | 1SL M006500A1936 | 10/100 |
| | Cable gland Ø 25 | | 1SL1937A00 | 1SL M006500A1937 | 10/100 |
| | Cable gland Ø 32 | | 1SL1938A00 | 1SL M006500A1938 | 5/50 |
|  | Adapter for trunking | | 1SL 1942A00 | 1SL M006500A1942 | 1/10 |
|  | Junction unit Ø 28,5 | | 1SL 1949A00 | 1SL M006500A1949 | 10/400 |

| Inner doors | Description | N° of modules [18 mm] | Order code | Type code | Packaging |
|---|---|---|---|---|---|
|  | Inner door for 2x12 size MISTRAL65H switchboard | 2x12 | 1SLM006500A1961 | 41Z135 | 1 |
| | Inner door for 2x18 size MISTRAL65H switchboard | 2x18 | 1SLM006500A1962 | 41Z136 | 1 |
| | Inner door for 3x12 size MISTRAL65H switchboard | 3x12 | 1SLM006500A1963 | 41Z137 | 1 |
| | Inner door for 3x18 size MISTRAL65H switchboard | 3x18 | 1SLM006500A1964 | 41Z138 | 1 |

* MISTRAL65 panels 3 rows – 36 modules
** MISTRAL65 panels 3 rows – 54 modules

# MISTRAL65 / 65H

## Ordering details terminal blocks

### MISTRAL65 – Terminal blocks

| Terminal block | Description | Maximum current [A] | Order code | Type code | Packaging |
|---|---|---|---|---|---|
|  | Terminal block N 3 x 16 mm²+3 x 6 mm² | 100 | 1SPE007715F0731 | 41Z57 | 5/270 |
| | Terminal block N 5 x 16 mm²+6 x 6 mm² | 100 | 1SPE007715F0732 | 41Z58 | 5/150 |
| | Terminal block N 7 x 16 mm²+9 x 6 mm² | 100 | 1SPE007715F0733 | 41Z59 | 5/120 |
| | Terminal block N 9 x 16 mm²+12 x 6 mm² | 100 | 1SPE007715F0734 | 41Z60 | 5/90 |
| | Terminal block N 11 x 16 mm²+15 x 6 mm² | 100 | 1SPE007715F0735 | 41Z61 | 5/90 |
| | Terminal block PE 3 x 16 mm²+3 x 6 mm² | 100 | 1SPE007715F0741 | 41Z62 | 5/270 |
| | Terminal block PE 5 x 16 mm²+6 x 6 mm² | 100 | 1SPE007715F0742 | 41Z63 | 5/150 |
| | Terminal block PE 7 x 16 mm²+9 x 6 mm² | 100 | 1SPE007715F0743 | 41Z64 | 5/120 |
| | Terminal block PE 9 x 16 mm²+12 x 6 mm² | 100 | 1SPE007715F0744 | 41Z65 | 5/90 |
| | Terminal block PE 11 x 16 mm²+15 x 6 mm² | 100 | 1SPE007715F0745 | 41Z66 | 5/90 |

### MISTRAL65 – Terminal blocks screwless

| Terminal block screwless | Description | Maximum current [A] | Order code | Type code | Packaging |
|---|---|---|---|---|---|
|  | Terminal block screwless N 5 x 1,5–4mm² | 63 | 1SPE007715F9701 | 41Z70 | 5/280 |
| | Terminal block screwless N 5 x 1,5–4 mm²+1 x 25 mm² | 63 | 1SPE007715F9702 | 41Z71 | 5/180 |
| | Terminal block screwless N 8 x 1,5–4 mm²+2 x 25 mm² | 63 | 1SPE007715F9703 | 41Z72 | 5/150 |
| | Terminal block screwless N 11 x 1,5–4 mm²+3 x 25 mm² | 63 | 1SPE007715F9704 | 41Z73 | 5/100 |
| | Terminal block screwless N 14 x 1,5–4 mm²+4 x 25 mm² | 63 | 1SPE007715F9705 | 41Z74 | 5/90 |
| | Terminal block screwless N 17 x 1,5–4 mm²+5 x 25 mm² | 63 | 1SPE007715F9706 | 41Z75 | 5/70 |
| | Terminal block screwless N 20 x 1,5–4 mm²+6 x 25 mm² | 63 | 1SPE007715F9707 | 41Z76 | 5/60 |
| | Terminal block screwless PE 5 x 1,5–4 mm²+1 x 25 mm² | 63 | 1SPE007715F9712 | 41Z77 | 5/180 |
| | Terminal block screwless PE 8 x 1,5–4 mm²+2 x 25 mm² | 63 | 1SPE007715F9713 | 41Z78 | 5/150 |
| | Terminal block screwless PE 11 x 1,5–4 mm²+3 x 25 mm² | 63 | 1SPE007715F9714 | 41Z79 | 5/100 |
| | Terminal block screwless PE 14 x 1,5–4 mm²+4 x 25 mm² | 63 | 1SPE007715F9715 | 41Z80 | 5/90 |
| | Terminal block screwless PE 17 x 1,5–4 mm²+5 x 25 mm² | 63 | 1SPE007715F9716 | 41Z81 | 5/70 |
| | Terminal block screwless PE 20 x 1,5–4 mm²+6 x 25 mm² | 63 | 1SPE007715F9717 | 41Z82 | 5/60 |

### MISTRAL65 – Terminal block carriers

| Terminal carriers | Description | Order code | Type code | Packaging |
|---|---|---|---|---|
|  | Carrier 8M | 1SPE007715F0751 | 41Z67 | 5/280 |
| | Carrier 12M | 1SPE007715F0752 | 41Z68 | 5/225 |
| | Carrier 18M | 1SPE007715F0753 | 41Z69 | 5/150 |

# MISTRAL65 / 65H

## Terminal blocks assembly examples

### Terminal block carriers

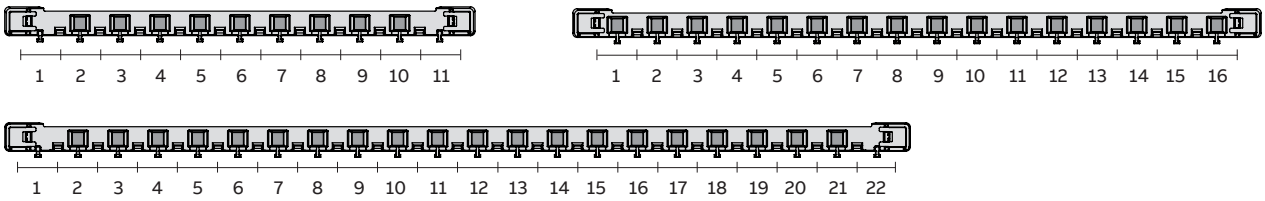


### Terminal blocks

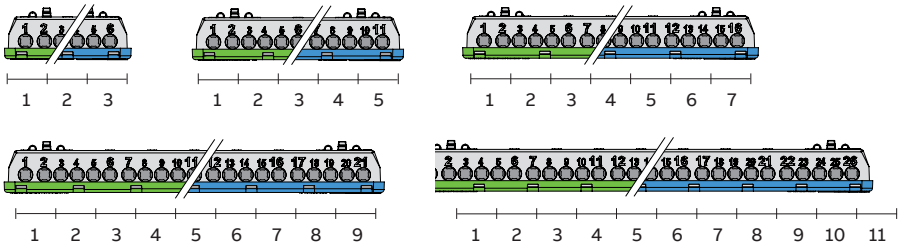


### Terminal blocks screwless

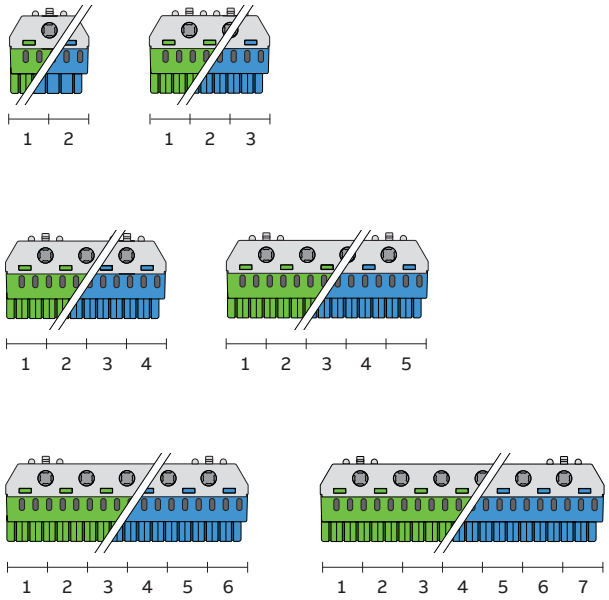


### Assembly examples

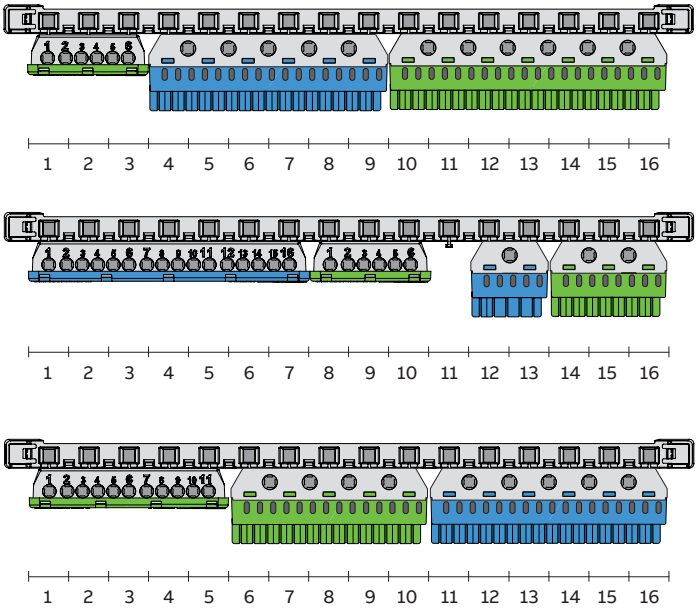

# MISTRAL65 / 65H

## Ordering details terminal bars

### MISTRAL65 – Terminal bars

| Terminal bars | Description | Order code | Type code | Packaging |
|---|---|---|---|---|
|  | Terminal bar 5 holes D.4.5 mm | M125310000 | 41Z28 | 1/20 |
| | Terminal bar 10 holes D.4.5 mm and 3 holes D.5.6 mm | M125320000 | 41Z29 | 1/20 |
| | Terminal bar 16 holes D.4.5 mm and 3 holes D.5.6 mm | M125330000 | 41Z30 | 1/20 |
| | Terminal bar 15 holes D.4.5 mm and 6 holes D.5.6 mm | M125340000 | 41Z31 | 1/20 |
| | Terminal bar 19 holes D.4.5 mm and 6 holes D.5.6 mm | M125350000 | 41Z32 | 1/20 |

### MISTRAL65 – Terminal bar carriers

| Terminal carrier | Description | Order code | Type code | Packaging |
|---|---|---|---|---|
|  | Carrier for 8 moduls | 1SLM004100A1953 | 41Z25 | 1/24 |
| | Carrier for 12 modules | 1SLM004100A1954 | 41Z26 | 1/24 |
| | Carrier for 18 modules | 1SLM004100A1955 | 41Z27 | 1/24 |

# MISTRAL65 / 65H

## Terminal bars assembly examples

### Terminal bar carriers

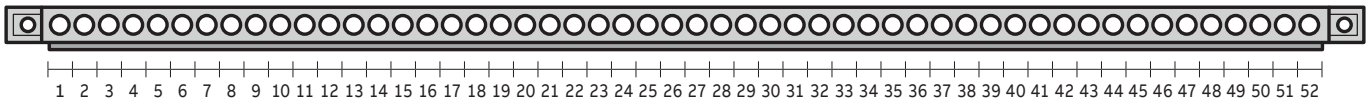


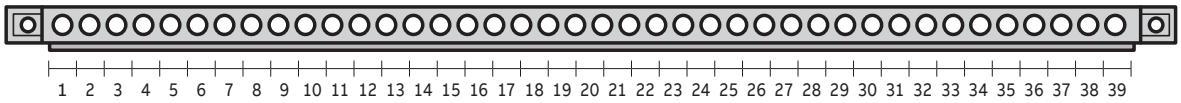


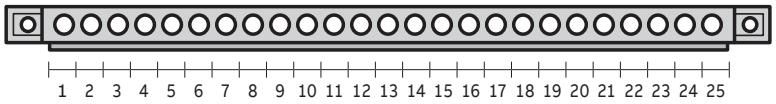


### Terminal bars

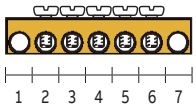


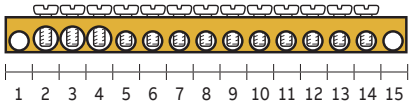


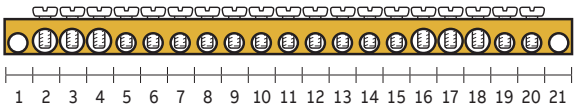


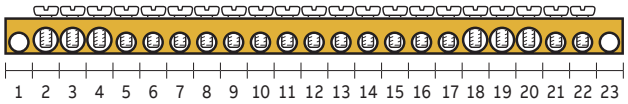


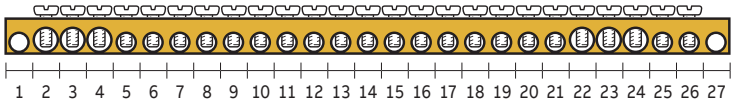


### Assembly examples

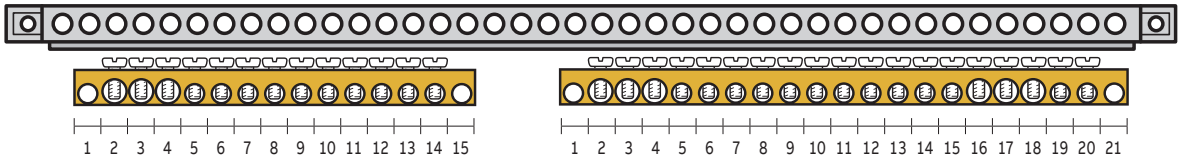


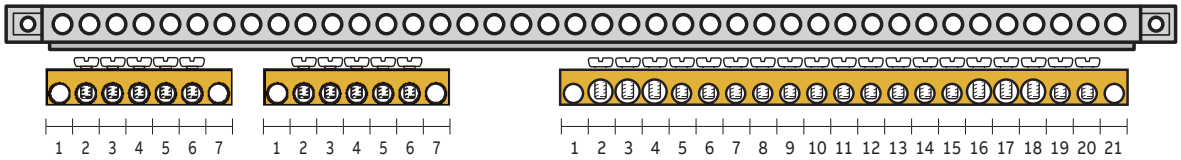

# MISTRAL65 / 65H

## Technical details

### MISTRAL65 – Technical details

| Codes | 1SL1100A00<br>1SL1200A00 | 1SL1101A00<br>1SL1201A00<br>1SLM006501A1101<br>1SLM006501A1201 | 1SL1102A00<br>1SL1202A00<br>1SLM006501A1102<br>1SLM006501A1202 | 1SL1103A00<br>1SL1203A00<br>1SLM006501A1103<br>1SLM006501A1203<br>1SLM006502A1103<br>1SLM006502A1203 | 1SL1104A00<br>1SL1204A00<br>1SLM006501A1104<br>1SLM006501A1204<br>1SLM006502A1104<br>1SLM006502A1204 |
|---|---|---|---|---|---|
| **Number of modules** | 4 | 8 | 12 | 18 | 24 |
| **Dimensions (W x H x D) in mm** | 152 x 202 x 117 | 232 x 250 x 154 | 320 x 250 x 155 | 430 x 250 x 155 | 320 x 435 x 155 |
| **Color** | RAL 7035 grey | RAL 7035 grey | RAL 7035 grey | RAL 7035 grey | RAL 7035 grey |
| **Door type** | Opaque / Transparent | Opaque / Transparent | Opaque / Transparent | Opaque / Transparent | Opaque / Transparent |
| **Protection class** | II ⧈ | II ⧈ | II ⧈ | II ⧈ | II ⧈ |
| **Fire resistance** | GWT 650°C | GWT 650 °C | GWT 650 °C | GWT 650 °C | GWT 650 °C |
| **Material** | Thermoplastic | Thermoplastic | Thermoplastic | Thermoplastic | Thermoplastic |
| **Reference standard** | IEC 60670 & IEC 61439-3 | IEC 60670 & IEC 61439-3 | IEC 60670 & IEC 61439-3 | IEC 60670 & IEC 61439-3 | IEC 60670 & IEC 61439-3 |
| **Resistance to mechanical impacts** | IK09 | IK09 | IK09 | IK09 | IK09 |
| **Installation temperature** | -25°C / + 60°C | -25°C / + 60°C | -25°C / + 60°C | -25°C / + 60°C | -25°C / + 60°C |
| **Resistance to heat** | BPT 70°C | BPT 70°C | BPT 70°C | BPT 70°C | BPT 70°C |
| **IP rating** | IP65 | IP65 | IP65 | IP65 | IP65 |
| **Max. dissipation power** | 12W | 20W | 27W | 32W | 34W |
| **Maximum current** | 63A | 63A | 63A | 125A | 125A |
| **Exctractable frame** | no | no | no | no | yes |
| **Additional module** | no | no | yes | yes | yes |
| **Installation of MCCBs** | no | yes | yes | yes | yes |
| **DIN rail centre distance** | – | – | – | – | 150 – 125 mm |
| **Halogen free** | yes | yes | yes | yes | yes |
| **Cable entry finish** | Smooth | Smooth | Smooth | Smooth | Smooth |

| Codes | 1SL1105A00<br>1SL1205A00<br>1SLM006501A1105<br>1SLM006501A1205 | 1SL1106A00<br>1SL1206A00<br>1SLM006501A1106<br>1SLM006501A1206 | 1SL1107A00<br>1SL1207A00<br>1SLM006501A1107<br>1SLM006501A1207 | 1SL1108A00<br>1SL1208A00<br>1SLM006501A1108<br>1SLM006501A1208 | 1SL1109A00<br>1SL1209A00<br>1SLM006501A1109<br>1SLM006501A1209 |
|---|---|---|---|---|---|
| **Number of modules** | 36 | 36 | 48 | 54 | 72 |
| **Dimensions (W x H x D) in mm** | 430 x 435 x 155 | 320 x 600 x 155 | 320 x 735 x 155 | 430 x 600 x 155 | 430 x 735 x 155 |
| **Color** | RAL 7035 grey | RAL 7035 grey | RAL 7035 grey | RAL 7035 grey | RAL 7035 grey |
| **Door type** | Opaque / Transparent | Opaque / Transparent | Opaque / Transparent | Opaque / Transparent | Opaque / Transparent |
| **Protection class** | II ⧈ | II ⧈ | II ⧈ | II ⧈ | II ⧈ |
| **Fire resistance** | GWT 650°C | GWT 650°C | GWT 650°C | GWT 650°C | GWT 650°C |
| **Material** | Thermoplastic | Thermoplastic | Thermoplastic | Thermoplastic | Thermoplastic |
| **Resistance to mechanical impacts** | IK09 | IK09 | IK09 | IK09 | IK09 |
| **Reference standard** | IEC 60670 & IEC 61439-3 | IEC 60670 & IEC 61439-3 | IEC 60670 & IEC 61439-3 | IEC 60670 & IEC 61439-3 | IEC 60670 & IEC 61439-3 |
| **Installation temperature** | -25°C / + 60°C | -25°C / + 60°C | -25°C / + 60°C | -25°C / + 60°C | -25°C / + 60°C |
| **Resistance to heat** | BPT 70°C | BPT 70°C | BPT 70°C | BPT 70°C | BPT 70°C |
| **IP rating** | IP65 | IP65 | IP65 | IP65 | IP65 |
| **Max. dissipation power** | 43 W | 51 W | 64 W | 63 W | 81 W |
| **Maximum current** | 125 A | 125 A | 125 A | 125 A | 125 A |
| **Exctractable frame** | yes | yes | yes | yes | yes |
| **Additional module** | yes | yes | yes | yes | yes |
| **Installation of MCCBs** | yes | yes | yes | yes | yes |
| **DIN rail centre distance** | 150 – 125 mm | 150 – 125 mm | 150 – 125 mm | 150 – 125 mm | 150 – 125 mm |
| **Halogen free** | yes | yes | yes | yes | yes |
| **Cable entry finish** | Smooth | Smooth | Smooth | Smooth | Smooth |

## MISTRAL65H – Technical details

| Codes | 1SLM006500A2110<br>1SLM006500A2210 | 1SLM006500A2111<br>1SLM006500A2211 | 1SLM006500A2112<br>1SLM006500A2212 | 1SLM006500A2113<br>1SLM006500A2213 | 1SLM006500A2114<br>1SLM006500A2214<br>1SLM006500A3114* |
|---|---|---|---|---|---|
| **Number of modules** | 4 | 8 | 12 | 18 | 24 |
| **Dimensions (W x H x D) in mm** | 152 x 202 x 117 | 232 x 250 x 154 | 320 x 250 x 155 | 430 x 250 x 155 | 320 x 435 x 155 |
| **Color** | RAL 7035 grey | RAL 7035 grey | RAL 7035 grey | RAL 7035 grey | RAL 7035 grey |
| **Door type** | Transparent | Transparent | Transparent | Transparent | Transparent |
| **Protection class** | II ⧈ | II ⧈ | II ⧈ | II ⧈ | II ⧈ |
| **Fire resistance** | GWT 750°C | GWT 750 °C | GWT 750 °C | GWT 750 °C | GWT 750 °C |
| **Material** | Thermoplastic | Thermoplastic | Thermoplastic | Thermoplastic | Thermoplastic |
| **Resistance to mechanical impacts** | IK10 | IK10 | IK10 | IK10 | IK10 |
| **Reference standards** | IEC 62208 | IEC 62208 | IEC 62208 | IEC 62208 | IEC 62208 |
| **Installation temperature** | -25°C / + 60°C | -25°C / + 60°C | -25°C / + 60°C | -25°C / + 60°C | -25°C / + 60°C |
| **Resistance to heat** | BPT 70°C | BPT 70°C | BPT 70°C | BPT 70°C | BPT 70°C |
| **IP rating** | IP65 | IP65 | IP65 | IP65 | IP65 |
| **Max. dissipation power** | 12W | 20W | 27W | 32W | 34W |
| **Maximum current** | 63A | 63A | 63A | 125A | 125A |
| **Exctractable frame** | no | no | no | no | yes |
| **Additional module** | no | no | yes | yes | yes |
| **Installation of MCCBs** | no | yes | yes | yes | yes |
| **DIN rail centre distance** | – | – | – | – | 150 – 125 mm |
| **Halogen free** | no | no | no | no | no |
| **Cable entry finish** | Precut | Precut | Precut | Precut | Precut |

| Codes | 1SLM006500A2115<br>1SLM006500A2215<br>1SLM006500A3115* | 1SLM006500A2116<br>1SLM006500A2216<br>1SLM006500A3116* | 1SLM006500A2117<br>1SLM006500A2217 | 1SLM006500A2118<br>1SLM006500A2218<br>1SLM006500A3118* | 1SLM006500A2119<br>1SLM006500A2219 |
|---|---|---|---|---|---|
| **Number of modules** | 36 | 36 | 48 | 54 | 72 |
| **Dimensions (W x H x D) in mm** | 430 x 435 x 155 | 320 x 600 x 155 | 320 x 735 x 155 | 430 x 600 x 155 | 430 x 735 x 155 |
| **Color** | RAL 7035 grey | RAL 7035 grey | RAL 7035 grey | RAL 7035 grey | RAL 7035 grey |
| **Door type** | Transparent | Transparent | Transparent | Transparent | Transparent |
| **Protection class** | II ⧈ | II ⧈ | II ⧈ | II ⧈ | II ⧈ |
| **Fire resistance** | GWT 750°C | GWT 750 °C | GWT 750 °C | GWT 750 °C | GWT 750 °C |
| **Material** | Thermoplastic | Thermoplastic | Thermoplastic | Thermoplastic | Thermoplastic |
| **Resistance to mechanical impacts** | IK10 | IK10 | IK10 | IK10 | IK10 |
| **Reference standards** | IEC 62208 | IEC 62208 | IEC 62208 | IEC 62208 | IEC 62208 |
| **Installation temperature** | -25°C / + 60°C | -25°C / + 60°C | -25°C / + 60°C | -25°C / + 60°C | -25°C / + 60°C |
| **Resistance to heat** | BPT 70°C | BPT 70°C | BPT 70°C | BPT 70°C | BPT 70°C |
| **IP rating** | IP65 | IP65 | IP65 | IP65 | IP65 |
| **Max. dissipation power** | 43 W | 51 W | 64 W | 63 W | 81 W |
| **Maximum current** | 125 A | 125 A | 125 A | 125 A | 125 A |
| **Exctractable frame** | yes | yes | yes | yes | yes |
| **Additional module** | yes | yes | yes | yes | yes |
| **Installation of MCCBs** | yes | yes | yes | yes | yes |
| **DIN rail centre distance** | 150 – 125 mm | 150 – 125 mm | 150 – 125 mm | 150 – 125 mm | 150 – 125 mm |
| **Halogen free** | no | no | no | no | no |
| **Cable entry finish** | Precut | Precut | Precut | Precut | Precut |

* For the switchboards, modules indicate size

# MISTRAL65 / 65H
## Technical details

### Table of resistance to chemical agents

| | Cold water | Hot water | Sulphuric acid | Hydrochloric acid | Acetic acid | Petroleum | Benzine | Acetone | Ethyl alcohol | Ammonia | Dichloromethane | Diesel oil - Naptha | Mineral oil | Food oils | Tetrachloroethylene | Trichloroethylene | Ether | Ozone | Toluene | Methyl alcohol | Alcohol | Milk | Fruit juices | Fluorocarbons | Detersives | Detergents | Potassium nitrate | Hydrogen peroxide |
|---|---|---|---|---|---|---|---|---|---|---|---|---|---|---|---|---|---|---|---|---|---|---|---|---|---|---|---|---|
| **MISTRAL65** | ■ | ■ | ▲ | ● | ■ | ● | ● | ● | ▲ | ■ | ● | ▲ | ■ | ■ | ● | ● | ● | ■ | ● | ▲ | ■ | ■ | ■ | ● | ■ | ■ | ▲ | ■ |
| **MISTRAL65H MISTRAL65H switchboards** | ■ | ■ | ▲ | ● | ■ | ● | ● | ● | ▲ | ■ | ● | ▲ | ■ | ■ | ● | ● | ● | ■ | ● | ▲ | ■ | ■ | ■ | ● | ■ | ■ | ▲ | ■ |

■ resistant ▲ partially resistant ● non resistant

### Ingress protection rating IP65

**6**

**First number:**
**Protection against the penetration of solid bodies**

**No dust can penetrate**

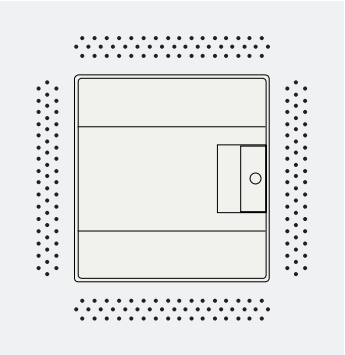

**5**

**Second number:**
**Protection against the penetration of water**

**Water projected with a nozzle from all directions must not cause damage**

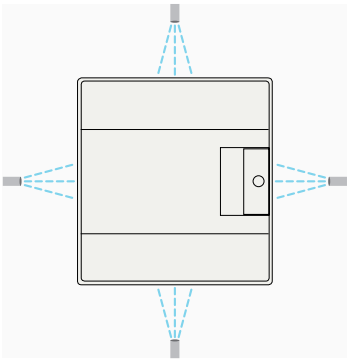

### Shock resistance (IK) – MISTRAL65: IK09 and MISTRAL65H: IK10

| **Code IK** | 00 | 01 | 02 | 03 | 04 | 05 | 06 | 07 | 08 | 09 | 10 |
|---|---|---|---|---|---|---|---|---|---|---|---|
| **Shock energy (Joule)** | not protected | 0.15 | 0.2 | 0.35 | 0.5 | 0.7 | 1 | 2 | 5 | 10 | 20 |

# MISTRAL65H
## Knockouts

### Cable glands

| Modules | | diam. 16 | diam. 20 | diam. 25 |
|---|---|---|---|---|
| **4** | 04 x 1 | 2 | – | – |
| **8** | 08 x 1 | 3 | 3 | – |
| **12** | 12 x 1 | 2 | 2 | 2 |
| **24** | 12 x 2 | 5 | 5 | 2 |
| **36** | 12 x 3 | 5 | 5 | 2 |
| **48** | 12 x 4 | 5 | 5 | 2 |
| **18** | 18 x 1 | 2 | 2 | 2 |
| **36** | 18 x 2 | 5 | 5 | 2 |
| **54** | 18 x 3 | 5 | 5 | 2 |
| **72** | 18 x 4 | 5 | 5 | 2 |

### Holes

| Modules | | diam. 12 | diam. 16 | diam. 20 | diam. 25 | diam. 32 |
|---|---|---|---|---|---|---|
| **4** | 04 x 1 | 4 | 4 | – | – | – |
| **8** | 08 x 1 | – | 6 | 7 | 2 | – |
| **12** | 12 x 1 | – | 10 | 7 | 4 | 2 |
| **24** | 12 x 2 | – | 10 | 7 | 4 | 2 |
| **36** | 12 x 3 | – | 10 | 7 | 4 | 2 |
| **48** | 12 x 4 | – | 10 | 7 | 4 | 2 |
| **18** | 18 x 1 | – | 14 | 9 | 4 | 2 |
| **36** | 18 x 2 | – | 14 | 9 | 4 | 2 |
| **54** | 18 x 3 | – | 14 | 9 | 4 | 2 |
| **72** | 18 x 4 | – | 14 | 9 | 4 | 2 |

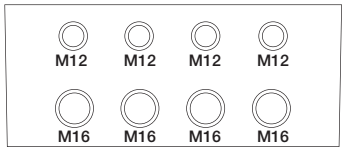


4 modules – top or bottom

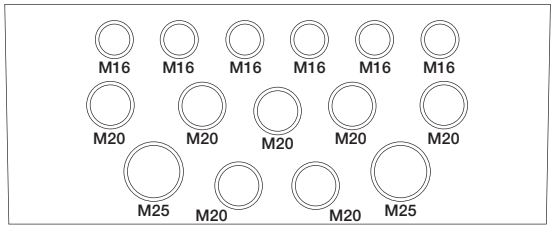


8 modules – top or bottom

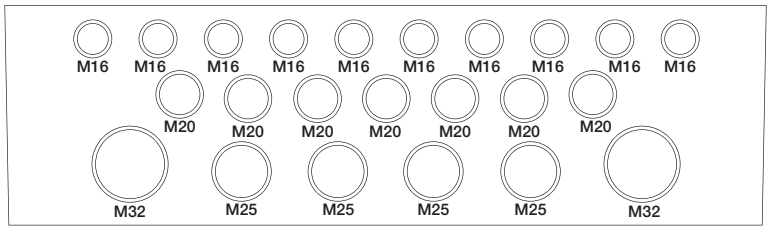


12 modules – top or bottom

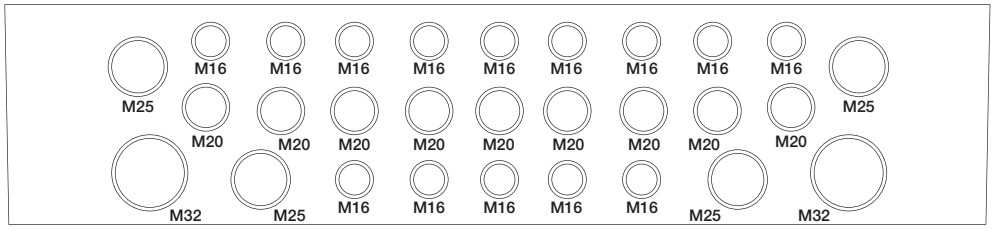


18 modules – top or bottom

# MISTRAL65 / 65H

## Overall dimensions

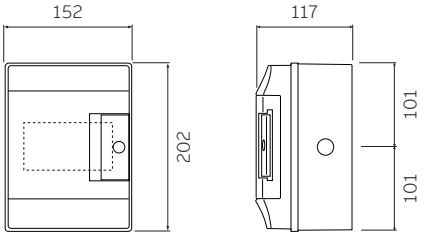


4 modules

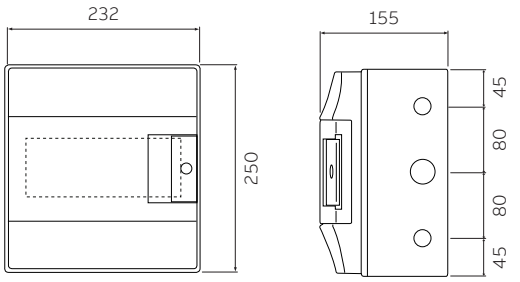


8 modules

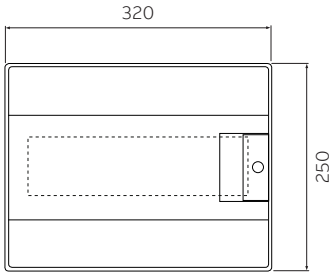


12 modules

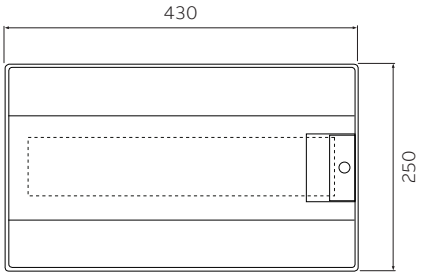


18 modules

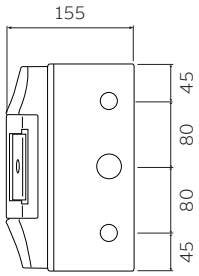


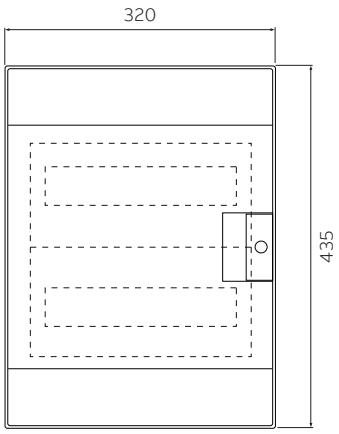


24 modules

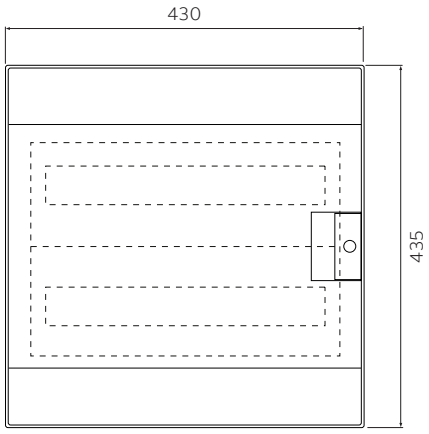


36 modules

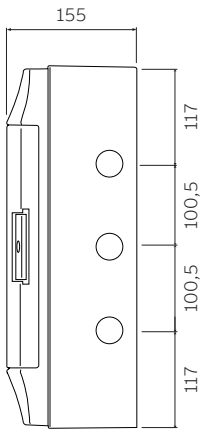


Dimensions in mm

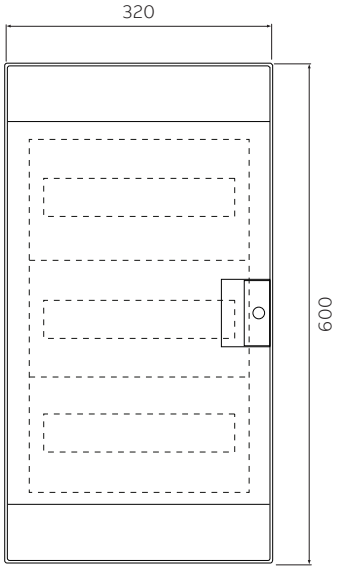


36 modules

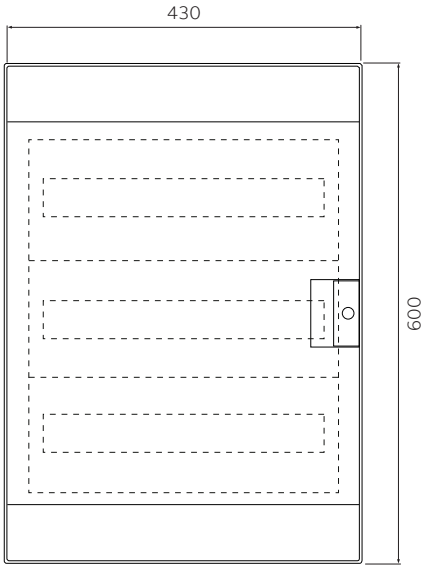


54 modules

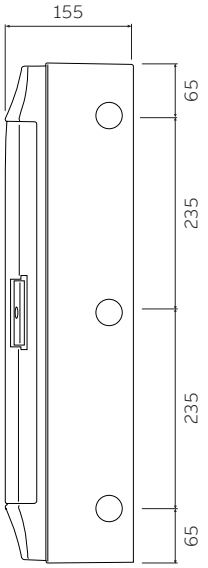


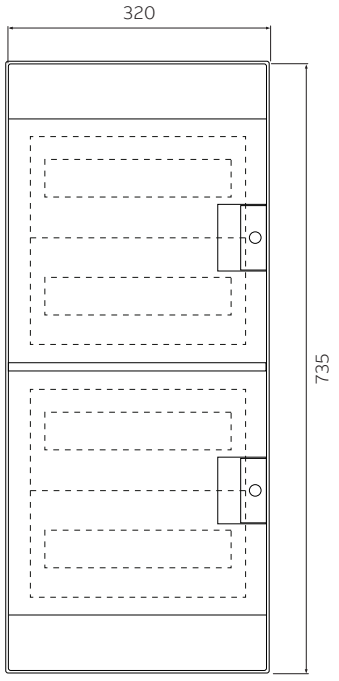


48 modules

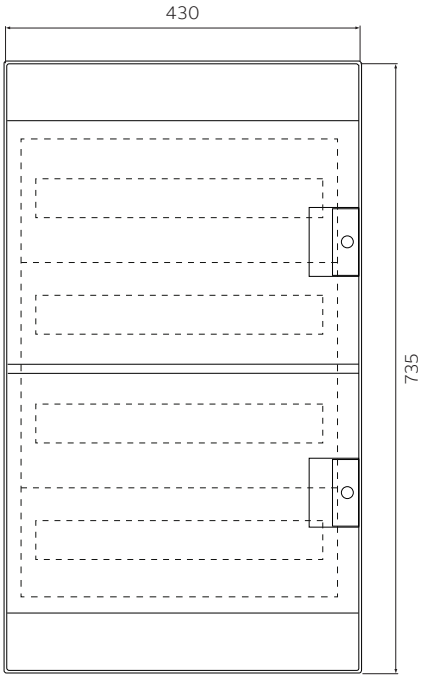


72 modules

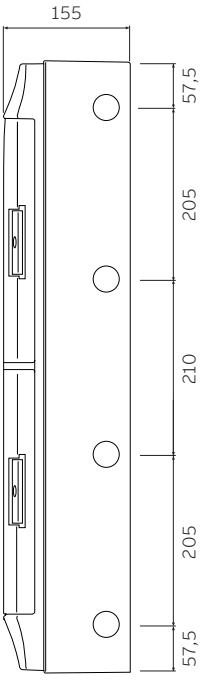


Dimensions in mm

# MISTRAL65 / 65H

## Fixing template

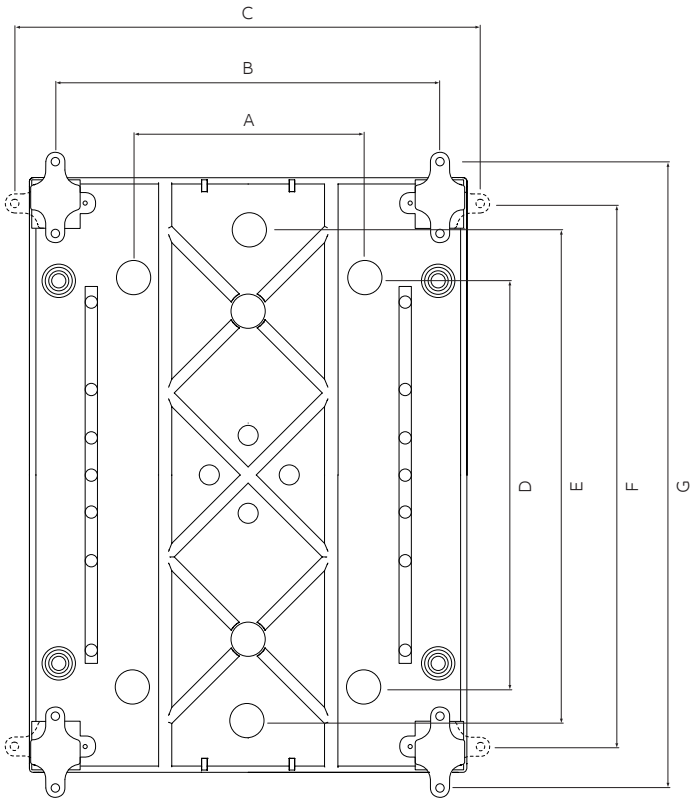


| | A [mm] | B [mm] | C [mm] | D [mm] | E [mm] | F [mm] | G [mm] |
|---|---|---|---|---|---|---|---|
| 4 PLE | – | 113 | 173 | – | 140 | 163 | 223.5 |
| 8 PLE | 90 | 194 | 254.5 | 180 | – | 212 | 272.5 |
| 12 PLE | 170 | 282.5 | 343 | 180 | – | 212 | 272.5 |
| 18 PLE | 280 | 392 | 452.5 | 125 | 175 | 212 | 272.,5 |
| 24 PLE | 170 | 282.5 | 343 | 310 | 360 | 397 | 457.5 |
| 36 PLE – 2 F | 280 | 392 | 452.5 | 310 | 360 | 397 | 457.5 |
| 36 PLE – 3 F | 170 | 282.5 | 343 | 475 | 525 | 562 | 622.5 |
| 48 PLE | 170 | 282.5 | 343 | 610 | 660 | 697 | 757,.5 |
| 54 PLE | 280 | 392 | 452.5 | 475 | 525 | 562 | 622.5 |
| 72 PLE | 280 | 392 | 452.5 | 610 | 660 | 697 | 757.5 |

## NOTES



**ABB SACE**
A division of ABB S.p.A.
Enclosures and Cable Systems
Viale Vicenza, 61
36063 Marostica (VI) - Italy
Phone: +39 0424 478200
Fax: +39 0424 478305

**www.abb.com/lowvoltage**
**www.abb.com/buildings**

© Copyright 2018 ABB. All rights reserved.
Specifications subject to change without notice.

1SLC801010D0202 Rev. B September 2018