9000 series

Subminiature momentary pushbutton switches

Distinctive features and pecifications

UG1006-A



- **Panel and PC mount models, horizontal or vertical**
- **Self-cleaning and butt action contacts**
- **Several plunger options**

B

ELECTRICAL SPECIFICATIONS

- Max. current/voltage rating with resistive load : 100mA 30VDC
- Initial contact resistance : 30 mΩ max.
- Insulation resistance : 1.000 MΩ min. at 500VDC
- Dielectric strength :
  500 Vrms 50 Hz min. between terminals
  1.000 Vrms 50 Hz min. between terminals and frame
- Electrical life at full load :
  9100 - 9200N and 9500N : 250.000 cycles
  9200 - 9500 : 100.000 cycles

MATERIALS

- Case : Pa6T
- Actuator : polyamide, glass filled
- Bushing : brass, nickel plated
- Contacts :
  CD : brass, gold plated
- Terminal seal : epoxy

GENERAL SPECIFICATIONS

- Torque : 0,5 Nm (.590 Ft.lb) max. applied to nut
- Operating temperature : -30°C to +65°C
- Panel thickness : 1,50 mm (.059) max.
- Travels : see table below
  Tolerance : +/- 0,3 mm (.011)

	9533-9233	9532-9232	9533N 9233N-9133
Total travel	1,10 (.043)	1,80 (.070)	1 (.039)
Pre-travel	0,80 (.031)	1,00 (.039)	-
Over travel	0,30 (.011)	0,75 (.029)	-

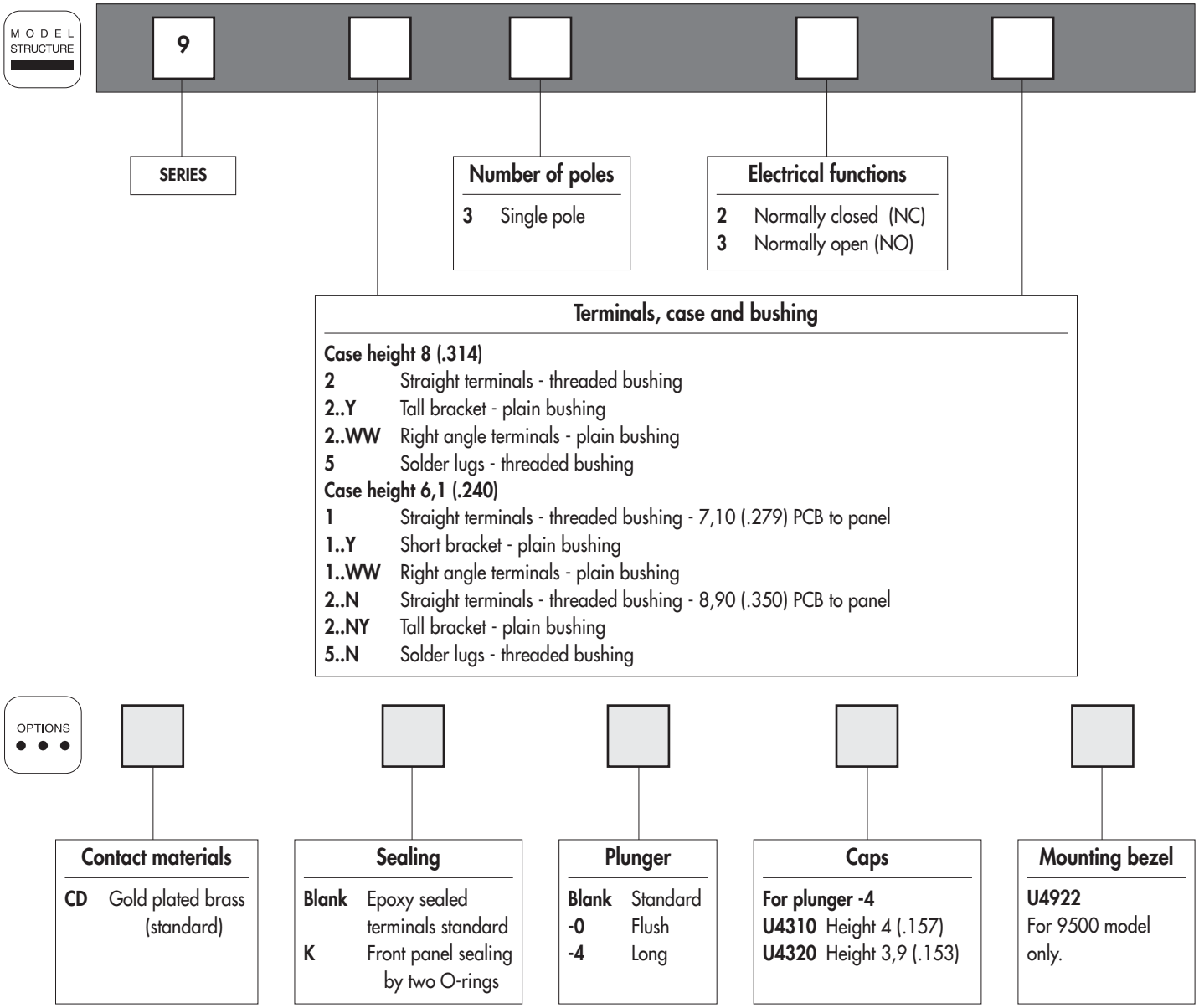

ABOUT THIS SERIES
On the following pages, you will find successively :
- model structure of switches
- their options in the same order as in above chart

Dimensions : first dimensions are in mm while inches are shown as bracketted numbers.

NOTICE : please note that not all combinations of above numbers are available.
Refer to the following pages for further information.

Sealing boots are available to protect the switches. They are presented in section H.

Mounting accessories : standard hardware supplied with all threaded bushing models : 1 nickel plated hex nut 5 (.196) across flats, part number U544. This nut is presented after model structure of switches.

Packaging unit : 100 pieces.

9000 series

Subminiature momentary pushbutton switches

Solder lug or straight PC terminals : 9500 - 9200 - 9200Y

MODEL STRUCTURE

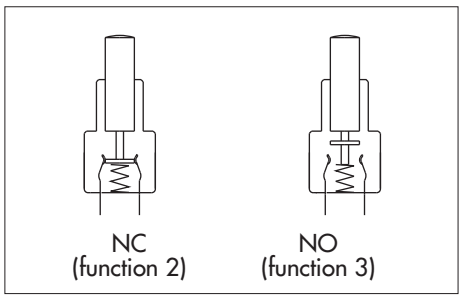

- Case height 8 (.314)
- With over travel
- Self-cleaning contacts
- Epoxy sealed terminals standard

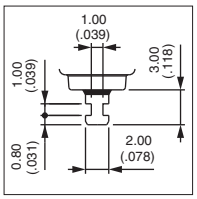

MODEL STRUCTURE

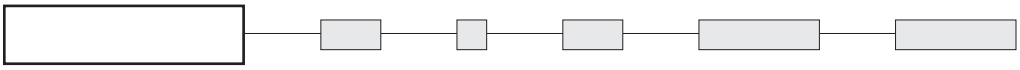

B

Threaded bushing - solder lugs : 9500



9532 Normally Closed

9533 Normally Open

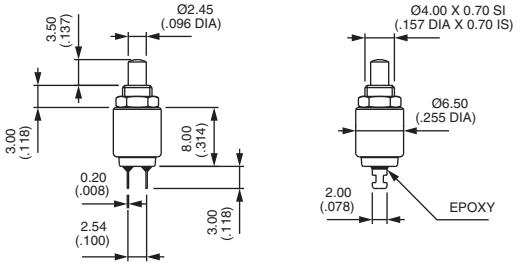

Threaded bushing - straight PC terminals : 9200



9232 Normally Closed

9233 Normally Open

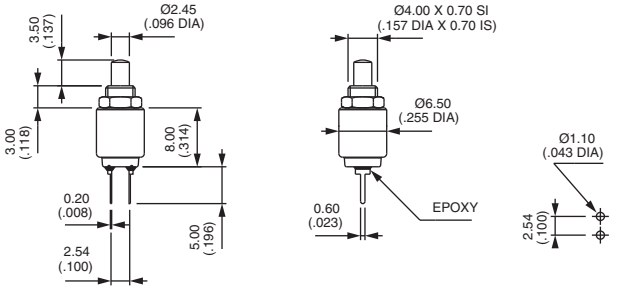

Straight PC terminals - bracket mounting : 9200Y



9232Y Normally Closed

9233Y Normally Open

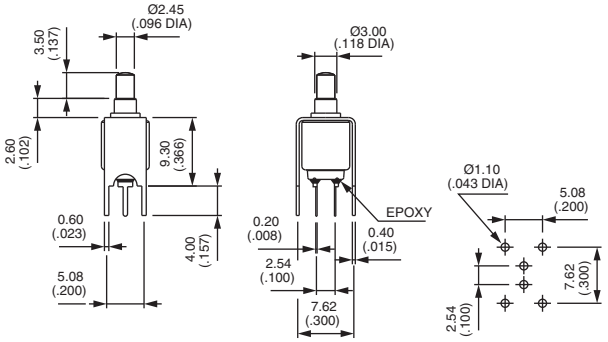

Right angle terminals : 9200WW



9232WW Normally Closed

9233WW Normally Open

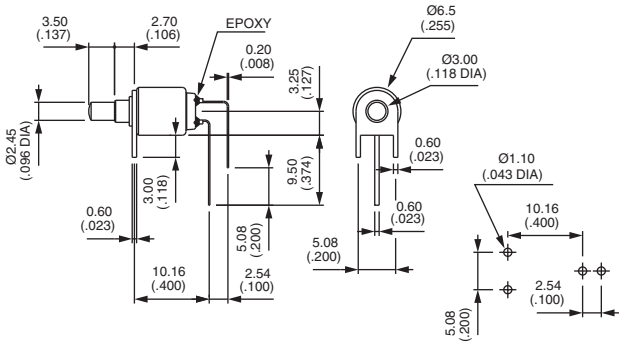

B

PANEL CUT-OUT

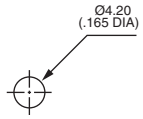

For threaded bushing models.

STANDARD HARDWARE

9500 - 9200

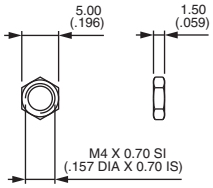

U544 (nickel plated)

9000 series

Subminiature momentary pushbutton switches

Solder lug or straight PC terminals : 9500N - 9200N - 9100

MODEL STRUCTURE

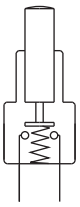

NO
(function 3)

- Case height 6,1 (.240)
- Epoxy sealed terminals
- Butt action contacts

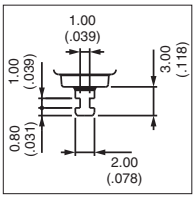

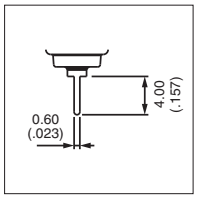

MODEL STRUCTURE

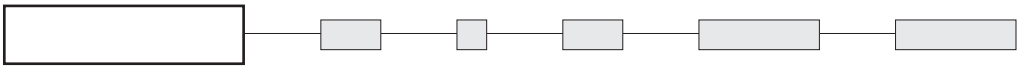

B

Threaded bushing - solder lugs : 9500N



9533N Normally Open

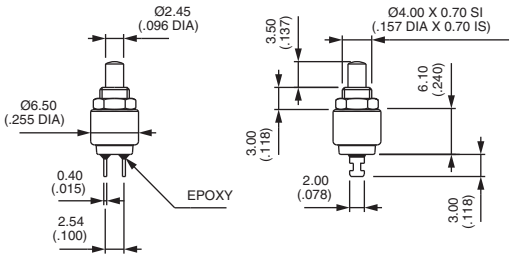

Threaded bushing - straight PC terminals - 8,90 (.350) PCB to panel



9233N Normally Open

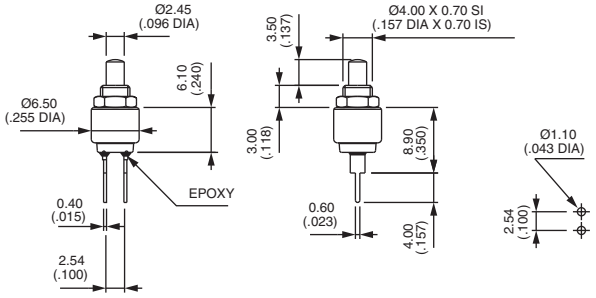

Threaded bushing - straight PC terminals - 7,10 (.279) PCB to panel



9133 Normally Open

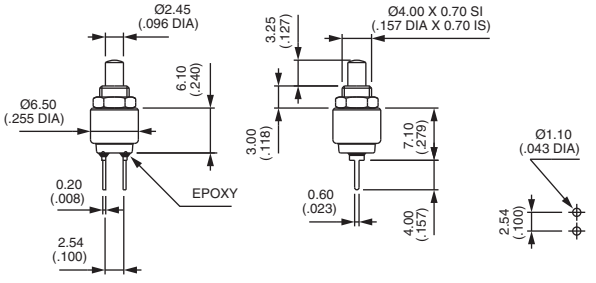

9000 series

Subminiature momentary puhsbutton switches

Straight PC or right angle terminals : 9200NY - 9100Y - 9100WW

Straight PC terminals - tall bracket : 9200NY



9233NY Normally Open

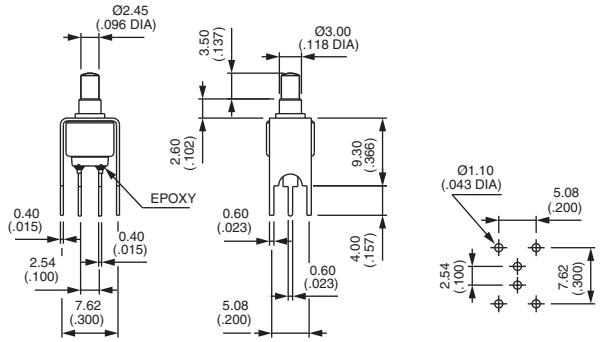

Straight PC terminals - short bracket : 9100Y



9133Y Normally Open

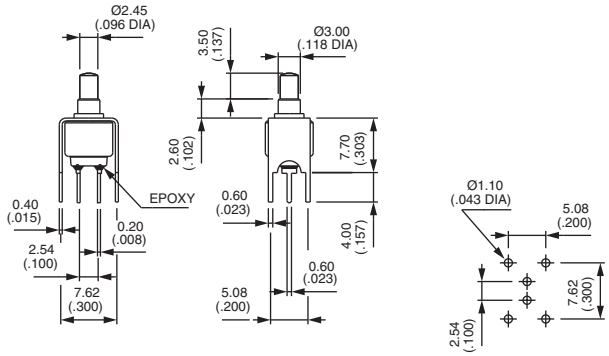

Right angle terminals - vertical : 9100WW



9133WW Normally Open

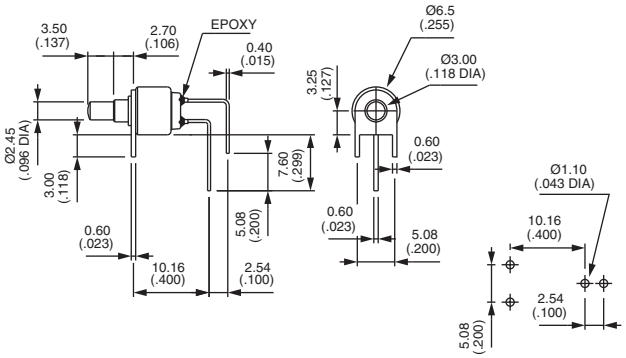

PANEL CUT-OUT

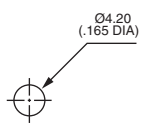

For threaded bushing models.

STANDARD HARDWARE

9500N - 9200N - 9100

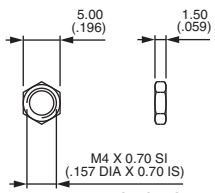

U544 (nickel plated)

9000 series

Subminiature momentary pushbutton switches

OPTIONS

CONTACT MATERIALS

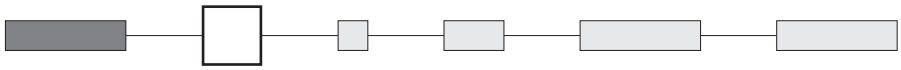

CD Gold plated brass (standard)

SEALING

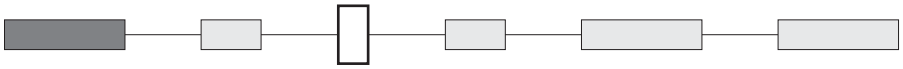

Blank Epoxy sealed terminals standard

K Front panel sealing by two O-rings. Protects the switch against water and dust.
Panel seal withstands 0,1 bar pressure.

Option K for models 9533N, 9233N and 9133 only.

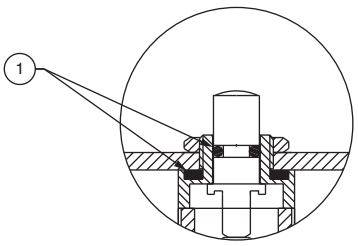

① O-rings

PLUNGERS

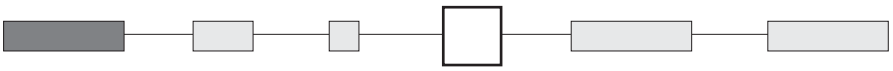

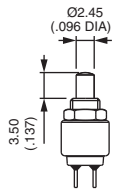

Blank
Standard

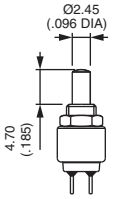

-4
Long

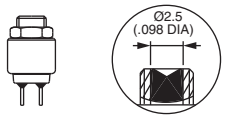

-0
Flush

CAPS

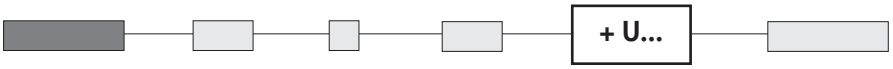

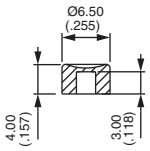

U4310

For use with plunger -4 only

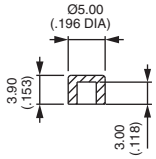

U4320

For use with plunger -4 only

Cap colours	
Replace "0" by number	
1	blue
1/4	dark blue
2	black
3	green
4	grey
5	yellow
6	red
7	ivory
7/1	white
9	orange

MOUNTING BEZEL

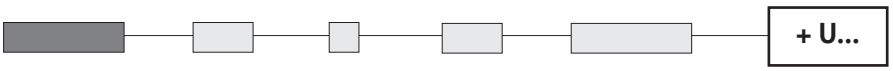

For 9500 model (case height 8 mm) only

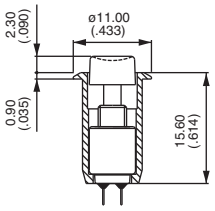

Shown with cap U570.

The mounting bezel U4922 has been designed to facilitate the mounting of the 9500 series pushbutton switch onto a panel. The switch + bezel assembly is snapped into the equipment through the front of the panel, then electrically connected by solder lug terminals.
Panel cut-out : Ø 8,15 mm ± 0,05
(.320 DIA ± .002)