Max. 104 m³/h

DC centrifugal fans

Ø 104 x 25 mm



- **Material:** Impeller: GRP[1)]
- **Direction of air flow:** Axial: Intake, Centrifugal: Exhaust
- **Direction of rotation:** Clockwise, looking towards rotor
- **Connection:** via single wires AWG 22, TR 64
- **Highlights:** Backward-curved impeller
- **Weight:** 160 g

- **Possible special versions:**
  (See chapter DC fans - specials)
  - Speed signal
  - Go / NoGo alarm
  - Alarm with speed limit
  - External temperature sensor
  - Internal temperature sensor
  - PWM control input
  - Analog control input
  - Moisture protection
  - Degree of protection: IP 54

1) Fiberglass-reinforced plastic

Series REF 100
VBS0104XUGBS

Nominal data

Type	Air flow m³/h	Air flow cfm	**Nominal voltage** VDC	Voltage range VDC	Sound power level Bel(A)	Sintec sleeve bearings / Ball bearings □/■	Power consumption Watts	Nominal speed rpm⁻¹	Temperature range °C	Service life L_{10} (40 °C) ebm-papst standard / Service life L_{10} (T_{max}) ebm-papst standard Hours	Life expectancy L_{10IPC} (40 °C) see page 15 Hours	Curve
REF 100-11/12	86	50.6	**12**	8...15	6.3	■	7.5	5 400	-20...+75	80 000 / 30 000	135 000	①
REF 100-11/14	86	50.6	**24**	16...30	6.3	■	7.5	5 400	-20...+75	80 000 / 30 000	135 000	①
REF 100-11/18/2	86	50.6	**48**	36...60	6.3	■	8.2	5 400	-20...+75	80 000 / 30 000	135 000	①
REF 100-11/18 H	104	61.2	**48**	36...56	6.9	■	14.8	6 700	-20...+70	67 500 / 32 500	115 000	②

Subject to change

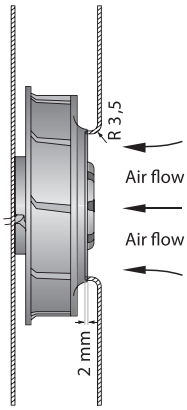

The air flow and sound level of the centrifugal fans without external housing depend on their individual installation conditions.
The stated air flow and sound level were recorded under the following measurement parameters:
Centrifugal fan mounted on a foundation plate 127 x 127 mm.
Cover plate 127 x 127 mm, with an air inlet opening Ø 70 mm, arranged concentrically to the impeller.

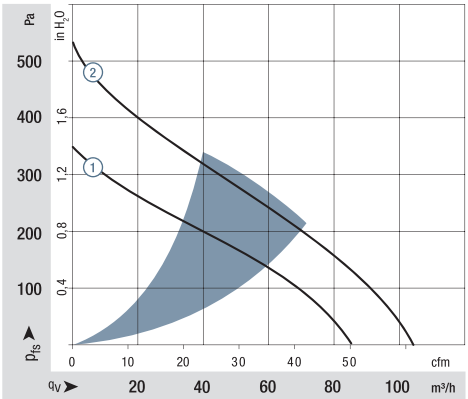

Air performance measured according to: ISO 5801.
Installation category A, with ebm-papst inlet ring without contact protection.
Noise: Total sound power level L_{WA} ISO 10302 measured on a hemisphere with a distance of 2 m;
Sound pressure level L_{pA} measured at 1 m distance from fan axis.
The values given are applicable only under the specified measuring conditions and may differ depending on the installation conditions.
In the event of deviation from the standard configuration, the parameters must be checked after installation!
For detailed information see
http://www.ebmpapst.com/general conditions

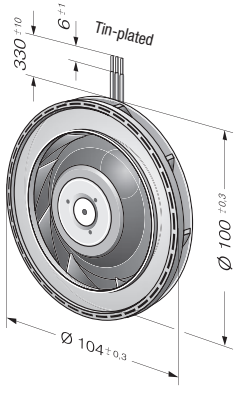

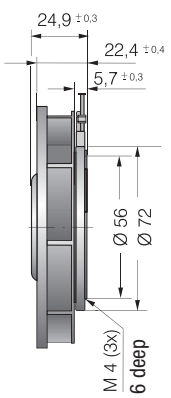

ebmpapst