SCHMERSAL
THE DNA OF SAFETY



AZ/AZM201-B30-RTAG1P1

- for right hinged doors
- Actuator for hinged guards
- Easy and intuitive operation
- with handle and Emergency exit handle
- No supplementary door handles required
- Does not protrude into the door opening
- No risk of injury from protruding actuator

Data

Ordering data	
Product type description	AZ/AZM201-B30-RTAG1P1
Article number (order number)	103013497
EAN (European Article Number)	4030661493459
eCl@ss number, Version 9.0	27-27-26-06
Certifications	
Note	Certification in combination with the AZ /AZM 201 devices
General data	
Product name	AZ/AZM 201-B30
Enclosure material	Glass-fibre, reinforced thermoplastic
Material of the actuator	Zinc die-cast
Material of the operators	Aluminium, plastic coating
Emergency exit material	Metal, plastic-coated
Gross weight	1,180 g
General data - Features	
Emergency exit	Yes

Mechanical data

Grip	handle
Mechanical life, minimum	1,000,000 Operations
Door hinge	Right
Clamping force in accordance with ISO14119 F zh	2,000 N
Clamping force, maximum F max	2,600 N
Actuator mounted	Outside

Mechanical data - Dimensions

Width of the actuator	115 mm
Length of the actuator	60 mm
Height of the actuator	115 mm
Length of the emergency exit	35 mm
Height of the emergency exit	115 mm
Width of the emergency exit	115 mm

Scope of delivery

Included in delivery	The safety switch / solenoid interlock and the actuator unit must be ordered separately.: The safety switch / solenoid interlock and the actuator unit must be ordered separately.

Documents

Operating instructions and Declaration of conformity

(953,1 kB, 14.11.2019, Revision A)

Pictures

Product picture (catalogue individual photo)



ID: kb-30f17

| 33,6 kB | .png | 74.083 x 66.322 mm - 210 x 188 Pixel - 72 dpi
| 493,2 kB | .jpg | 352.778 x 315.383 mm - 1000 x 894 Pixel - 72 dpi
| 51,1 kB | .jpg | 32 x 28.6 mm - 320 x 286 Pixel - 254 dpi

Product picture (catalogue individual photo)



ID: kazm2f69

| 52,9 kB | .png | 74.083 x 111.125 mm - 210 x 315 Pixel - 72 dpi
| 703,0 kB | .jpg | 352.778 x 529.519 mm - 1000 x 1501 Pixel - 72 dpi
| 80,3 kB | .jpg | 27.093 x 40.64 mm - 320 x 480 Pixel - 300 dpi

Dimensional drawing basic component

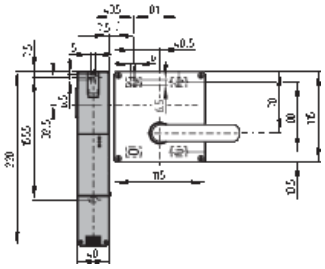

ID: 1azm2m37

| 3,9 kB | .png | 74.083 x 60.678 mm - 210 x 172 Pixel - 72 dpi
| 134,9 kB | .jpg | 352.778 x 289.278 mm - 1000 x 820 Pixel - 72 dpi

Dimensional drawing basic component

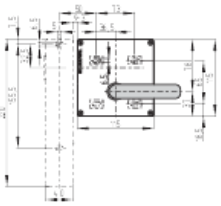

ID: 1azm2g03

| 4,0 kB | .png | 74.083 x 51.506 mm - 210 x 146 Pixel - 72 dpi
| 26,6 kB | .jpg | 112.889 x 78.317 mm - 320 x 222 Pixel - 72 dpi
| 102,7 kB | .jpg | 352.778 x 245.181 mm - 1000 x 695 Pixel - 72 dpi

Dimensional drawing actuator

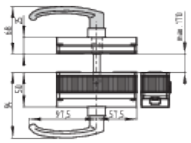

ID: 1azm2b12

| 80,8 kB | .jpg | 352.778 x 245.181 mm - 1000 x 695 Pixel - 72 dpi
| 6,8 kB | .png | 74.083 x 51.506 mm - 210 x 146 Pixel - 72 dpi