Filter, Series 651

- G 1/4 G 1/8
- filter porosity 5 25 µm



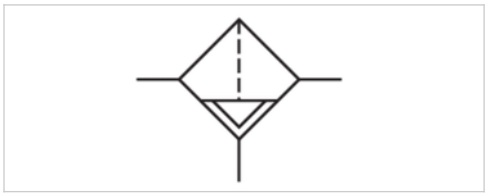

Type	Can be assembled into blocks
Parts	Filter
Working pressure min./max.	0 ... 16 bar
Ambient temperature min./max.	-20 ... 50 °C
Medium temperature min./max.	-20 ... 50 °C Extended temperature range min./max. (optional) -40 °C ... 80 °C
Medium	Compressed air Neutral gases
Condensate drain	See table below
Weight	See table below
	The delivered product varies from that in the illustration. See the drawing for an exact description.

Technical data

Part No.	Port	filter porosity	Flow Qn	Condensate drain
G651ABBL2JA000N	G 1/4	5 µm	1250 l/min	semi-automatic, open without pressure
G651ABBP1JA000A	G 1/8	5 µm	885 l/min	fully automatic, open without pressure
G651ABJP1JA000A	G 1/8	25 µm	920 l/min	fully automatic, open without pressure
G651ABBK1JA000N	G 1/8	5 µm	885 l/min	semi-automatic, open without pressure
G651ABBP1JA000N	G 1/8	5 µm	885 l/min	semi-automatic, open without pressure
G651ABJK1JA000N	G 1/8	25 µm	920 l/min	semi-automatic, open without pressure
G651ABBK1JA000A	G 1/8	5 µm	885 l/min	fully automatic, open without pressure
G651ABBP2JA000A	G 1/4	5 µm	1250 l/min	fully automatic, open without pressure
G651ABJK1JA000A	G 1/8	25 µm	920 l/min	fully automatic, open without pressure
G651ABBL1JA000N	G 1/8	5 µm	885 l/min	semi-automatic, open without pressure
G651ABBP2JA000N	G 1/4	5 µm	1250 l/min	semi-automatic, open without pressure
G651ABJL1JA000A	G 1/8	25 µm	920 l/min	fully automatic, open without pressure
G651ABBL1JA000A	G 1/8	5 µm	885 l/min	fully automatic, open without pressure
G651ABJK2JA000N	G 1/4	25 µm	1410 l/min	semi-automatic, open without pressure
G651ABJL1JA000N	G 1/8	25 µm	920 l/min	semi-automatic, open without pressure
G651ABBK2JA000N	G 1/4	5 µm	1410 l/min	semi-automatic, open without pressure
G651ABJK2JA000A	G 1/4	25 µm	1410 l/min	fully automatic, open without pressure
G651ABJL2JA000A	G 1/4	25 µm	1410 l/min	fully automatic, open without pressure
G651ABBK2JA000A	G 1/4	5 µm	1410 l/min	fully automatic, open without pressure
G651ABJL2JA000N	G 1/4	25 µm	1410 l/min	semi-automatic, open without pressure
G651ABBL2JA000A	G 1/4	5 µm	1410 l/min	fully automatic, open without pressure
G651ABJP1JA000N	G 1/8	25 µm	920 l/min	semi-automatic, open without pressure
G651ABJP2JA000A	G 1/4	25 µm	1410 l/min	fully automatic, open without pressure

Part No.	Port	filter porosity	Flow Qn	Condensate drain
G651ABJP2JA000N	G 1/4	25 µm	1410 l/min	semi-automatic, open without pressure

Part No.	Material Condensate drain	Version
G651ABBL2JA000N	Plastic	reservoir, metal, with inspection glass
G651ABBP1JA000A	Brass	reservoir, PA, with PA protective guard
G651ABJP1JA000A	Brass	reservoir, PA, with PA protective guard
G651ABBK1JA000N	Plastic	reservoir, metal, standard, without inspection glass
G651ABBP1JA000N	Plastic	reservoir, PA, with PA protective guard
G651ABJK1JA000N	Plastic	reservoir, metal, standard, without inspection glass
G651ABBK1JA000A	Brass	reservoir, metal, standard, without inspection glass
G651ABBP2JA000A	Brass	reservoir, PA, with PA protective guard
G651ABJK1JA000A	Brass	reservoir, metal, standard, without inspection glass
G651ABBL1JA000N	Plastic	reservoir, metal, with inspection glass
G651ABBP2JA000N	Plastic	reservoir, PA, with PA protective guard
G651ABJL1JA000A	Brass	reservoir, metal, with inspection glass
G651ABBL1JA000A	Brass	reservoir, metal, with inspection glass
G651ABJK2JA000N	Plastic	reservoir, metal, standard, without inspection glass
G651ABJL1JA000N	Plastic	reservoir, metal, with inspection glass
G651ABBK2JA000N	Plastic	reservoir, metal, standard, without inspection glass
G651ABJK2JA000A	Brass	reservoir, metal, standard, without inspection glass
G651ABJL2JA000A	Brass	reservoir, metal, with inspection glass
G651ABBK2JA000A	Brass	reservoir, metal, standard, without inspection glass
G651ABJL2JA000N	Plastic	reservoir, metal, with inspection glass
G651ABBL2JA000A	Brass	reservoir, metal, with inspection glass
G651ABJP1JA000N	Plastic	reservoir, PA, with PA protective guard
G651ABJP2JA000A	Brass	reservoir, PA, with PA protective guard
G651ABJP2JA000N	Plastic	reservoir, PA, with PA protective guard

Part No.	Weight
G651ABBL2JA000N	0,38 kg
G651ABBP1JA000A	0,25 kg
G651ABJP1JA000A	0,25 kg
G651ABBK1JA000N	0,38 kg
G651ABBP1JA000N	0,25 kg
G651ABJK1JA000N	0,38 kg
G651ABBK1JA000A	0,38 kg
G651ABBP2JA000A	0,25 kg
G651ABJK1JA000A	0,38 kg
G651ABBL1JA000N	0,38 kg
G651ABBP2JA000N	0,25 kg
G651ABJL1JA000A	0,38 kg
G651ABBL1JA000A	0,38 kg
G651ABJK2JA000N	0,38 kg
G651ABJL1JA000N	0,38 kg
G651ABBK2JA000N	0,38 kg
G651ABJK2JA000A	0,38 kg
G651ABJL2JA000A	0,38 kg

Part No.	Weight
G651ABBK2JA000A	0,38 kg
G651ABJL2JA000N	0,38 kg
G651ABBL2JA000A	0,38 kg
G651ABJP1JA000N	0,25 kg
G651ABJP2JA000A	0,25 kg
G651ABJP2JA000N	0,25 kg

Nominal flow Qn at p1= 10 bar , p2= 6.3 bar and Δp = 1 bar

Technical information

Max. achievable compressed air class acc. to ISO 8573-1:2010 5 : 8 : 4 (5 µm filter porosity) und 6 : 8 : 4 (25µm filter porosity)
Other filter porosities on request.

Technical information

Material	
Housing	Aluminum
Seals	Nitrile butadiene rubber
Filter insert	Sintered polyethylene
Condensate drain	Plastic Brass

Dimensions

Dimensions

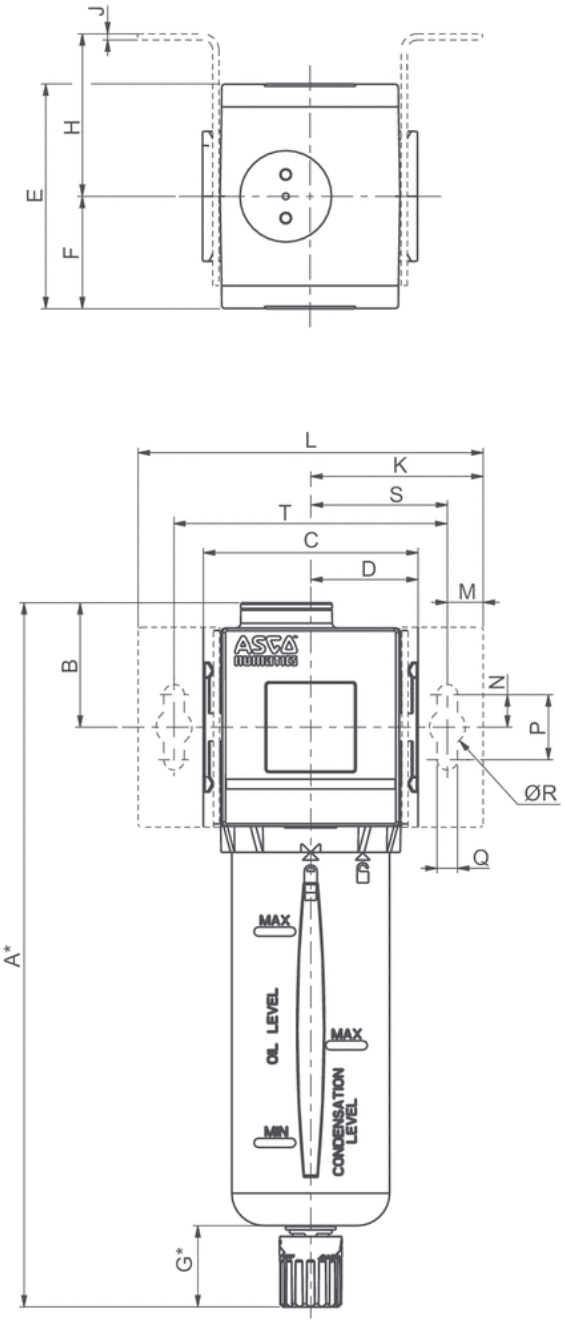

*Variable dimension based on the type of drain specified, if an automatic drain is specified, add another 5 mm to the “G” dimension, which also adds 5 mm to the “A” dimension.

Dimensions

Series	A	B	C	D	E	F	G	H	J	K	L	M	N	P	Q	R	S	T
651	197	33,8	50	25	58	29	25	44,5	1,27	46	92	11	10	20	6,3	11	35	70

Diagrams

Flow diagram, G 1/8

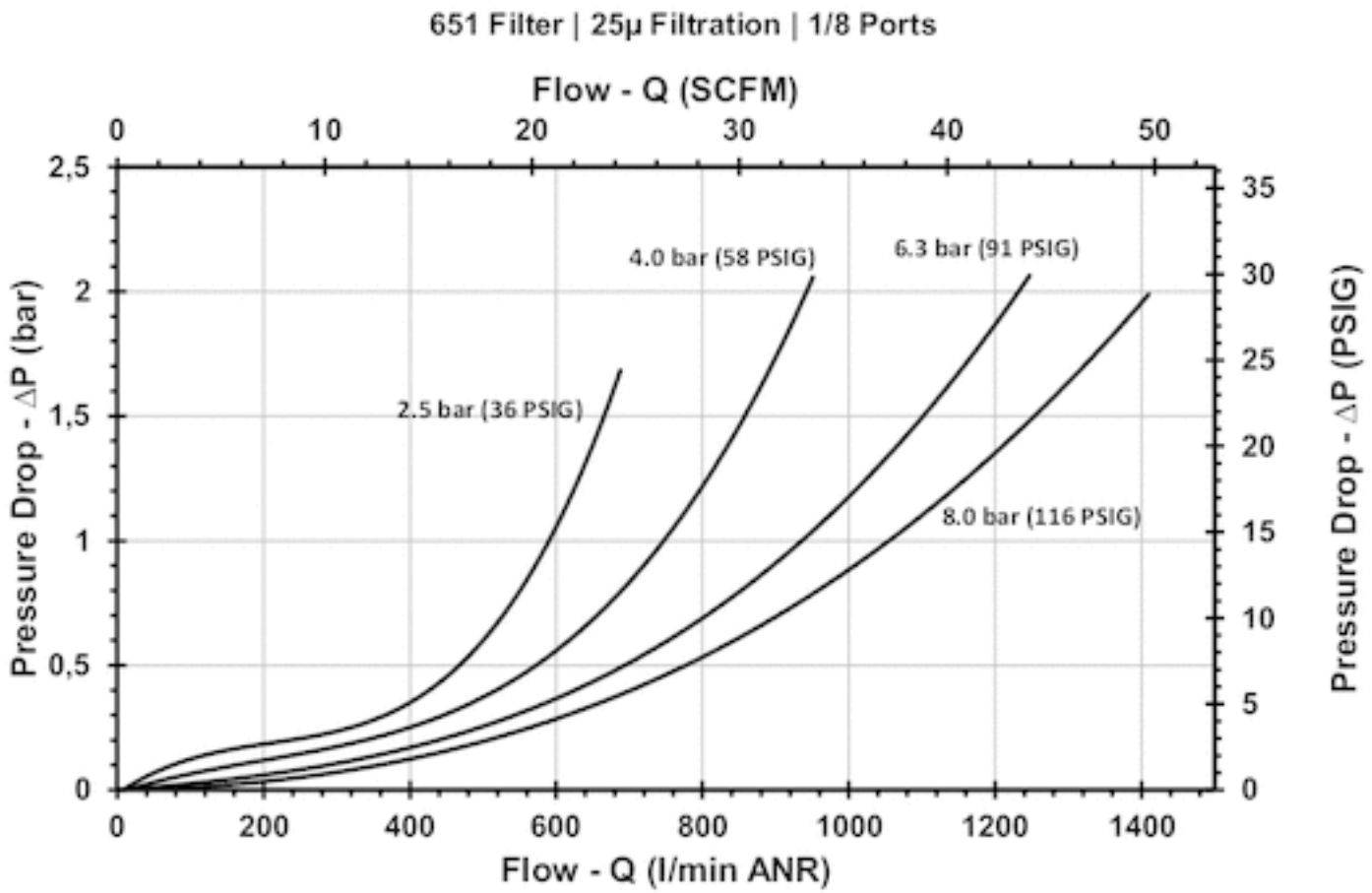

Flow diagram, G 1/4

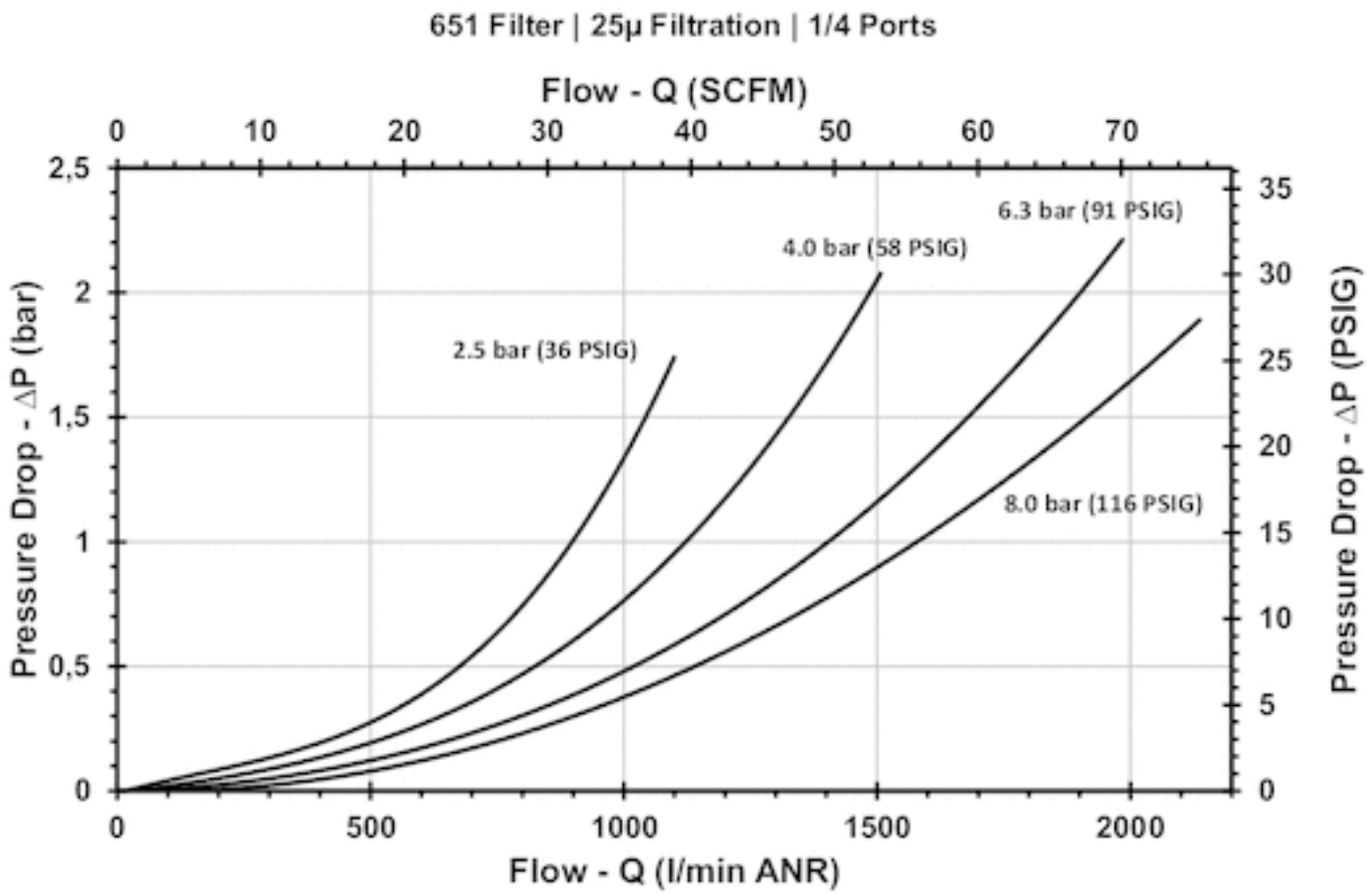

Accessories overview

Accessories overview

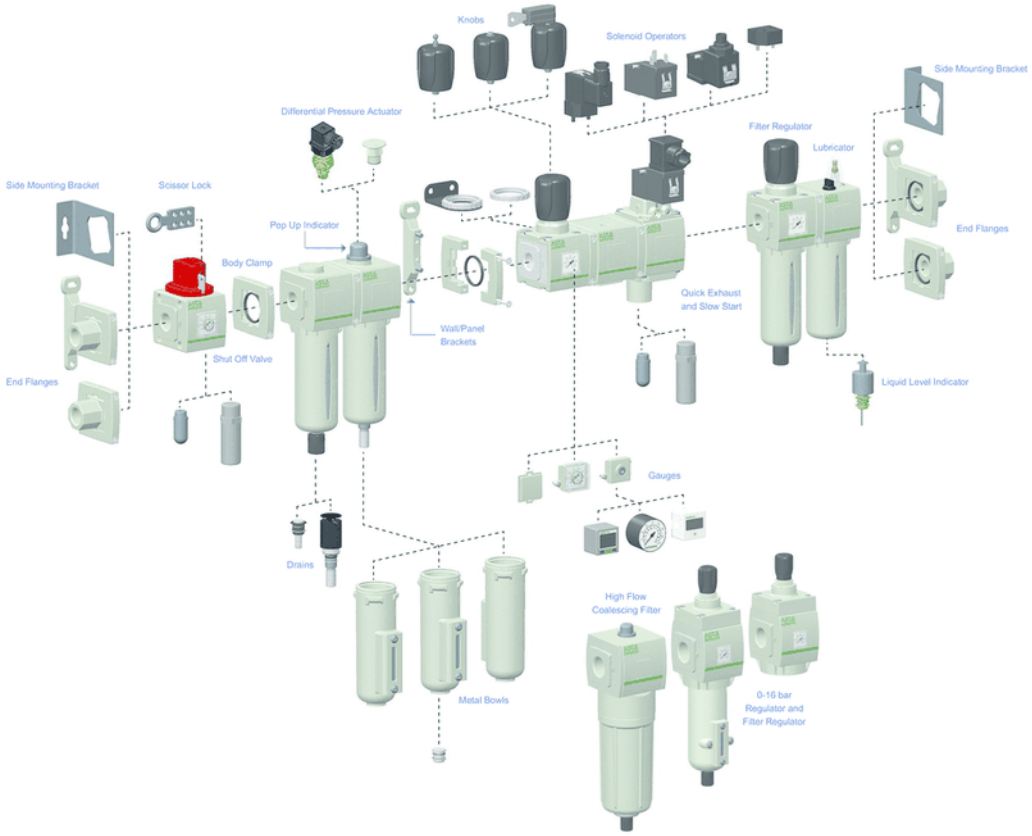

Ordering information

G 651 A B B P 2 J A00 0 N

Thread connection
G = ISO 228/1-G [1]
8 = NPTF

Product series
651
652
653

Revision letter
A

Product type
B = Filter - Particulate

Elements
B = 5 µm (White)
J = 25 µm (Yellow)

B J



Bowl type
K = Metal bowl without sight gauge
L = Metal bowl with sight gauge (glass)
P = Polycarbonate bowl with bowl guard

K/L P



Drain type
0 = Without
A = Auto drain normally open
N = Manual/Semi-automatic drain
Q = Manual drain - Stainless steel

A N Q



Options [2]
A00 = Without option
101 = Side Mounting Brackets
105 = High temperature (+80°C)
106 = Low temperature (-40°C) [3]
109 = FPM seals
117 = ATEX zones 1-21
124 = CUTR Certification (EAC)
125 = CUTR Ex
202 = 105 + 109
2A9 = 105 + 106

101



Port size
1 = 1/8 (651 Series)
2 = 1/4 (651 or 652 Series)
3 = 3/8 (652 Series)
4 = 1/2 (652 Series)
5 = 3/4 (653 Series)
6 = 1 (653 Series)

Efficient pneumatic solutions, our program: cylinders and drives, valves and valve systems, air supply management



Visit us: Emerson.com/Aventics

Your local contact: Emerson.com/contactus

Emerson.com

Facebook.com/EmersonAutomationSolutions

LinkedIn.com/company/Emerson-Automation-Solutions

Twitter.com/EMR_Automation

An example configuration is depicted on the title page. The delivered product may thus vary from that in the illustration. Subject to change. This Document, as well as the data, specifications and other information set forth in it, are the exclusive property of AVENTICS GmbH. It may not be reproduced or given to third parties without its consent. Only use the AVENTICS products shown in industrial applications. Read the product documentation completely and carefully before using the product. Observe the applicable regulations and laws of the respective country. When integrating the product into applications, note the system manufacturer's specifications for safe use of the product. The data specified only serve to describe the product. No statements concerning a certain condition or suitability for a certain application can be derived from our information. The information given does not release the user from the obligation of own judgement and verification. It must be remembered that the products are subject to a natural process of wear and aging.

The Emerson logo is a trademark and service mark of Emerson Electric Co. Brand logotype are registered trademarks of one of the Emerson family of companies. All other marks are the property of their respective owners. © 2020 Emerson Electric Co. All rights reserved.
2020-12

EMERSON

CONSIDER IT SOLVED™