STB2 Xenon & L.E.D. Tower with Junction Box

The STB2 is a customisable visual signals featuring a tower of 2 AlertAlight ST-L101X type beacons. Each beacon position can contain either a Xenon or high output L.E.D. light source. The STB2 assembly features a pre-wired junction box and cable loom enabling the end user to determine beacon type and position during installation.

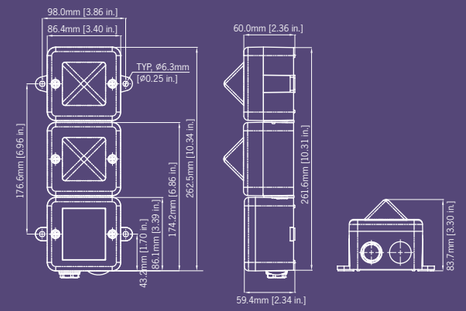



ST-L101X Xenon Beacon:

Version:		Voltage:	Current:
12V dc/ac		10-14V	500mA/380mA
24V dc/ac		20-28V	250mA/300mA
115V ac	50/60Hz	+/-10%	70mA
230V ac	50/60Hz	+/-10%	35mA

ST-L101H L.E.D. Beacon:

Version:		Voltage:	Current:
DC		10-30V dc	155mA (24V dc)
AC/DC	50/60Hz	90-260V ac/dc	35mA (230V ac)



Part codes:

STB2 Junction box assembly for 2 x L101 beacons	
Part Code:	STB2DC[x] STB2AC[x]
Voltage:	12/24Vdc / 115/230Vac
Housing Colour:	Grey/Red/White

[x]: G=Grey, R=Red, W=White

ST-L101X L101 Xenon Beacon 5J	
Part Code:	ST-L101XDC012[x] ST-L101XDC024[x] ST-L101XAC115[x] ST-L101XAC230[x]
Voltage:	12Vdc / 24Vdc / 115Vac / 230Vac
Lens Colour:	Amber, Blue, Clear, Green, Red, Yellow
ST-L101H L101 L.E.D. Beacon	
Part Code:	ST-L101HDC030[x] ST-L101HAC230[x]
Voltage:	10-30Vdc / 90-260Vac
L.E.D. Colour:	Amber, Blue, Clear, Green, Red

[x]: A=Amber, B=Blue, C=Clear, G=Green, R=Red

Lens colour: All L.E.D. colours use a Clear lens to maximise output and to ensure the signal is most effective in high ambient light levels.

Example: For a tower of two beacons using one Xenon beacon in red plus one L.E.D. beacon in green using a 24Vdc supply in a red housing, order the following part codes:
STB2DCR
ST-L101XDC024R
ST-L101HDC024G

Specification:

General:	
Cable entries:	2 x M20 clearance
Ingress Protection:	IP66
Housing material:	UL94V0 & 5VA FR ABS
Housing colour:	RAL3000 Red, RAL7038 Grey and White
Lens material:	PC
Fixings:	Stainless Steel
Operating temp:	-25° to +55°C
Storage temp:	-40° to +70°C
Relative humidity:	90% at 20°C
STB2 Weight:	0.65kg
ST-L101X - Xenon:	
Energy:	5 Joules (5Ws)
Flash rate:	1Hz (60 fpm)
Peak Candela:	500,000 cd - calc. from energy (J)
Effective candela:	250 cd - calc. from energy (J)
Peak Candela:	86,935 cd* - measured ref. to I.E.S.
Effective candela:	200 cd* - measured ref. to I.E.S.
Terminals:	0.5 to 4.0mm² cables.
Lens colours:	Amber, Blue, Clear, Green, Opal, Red, Yellow
Tube life :	Emissions are reduced to 70% after 8 million flashes
ST-L101H - L.E.D:	
Light source:	High intensity L.E.D. array. 24 x Superflux type high ouput L.E.D's
Options:	Steady or 2Hz flash mode (on board selection)
Effective candela:	176 cd (Green L.E.D.)
Terminals:	0.5 to 4.0mm² cables
L.E.D. colours:	Amber Blue, Green, Red and White

*Candela measurements representative of performance with clear lens at optimum voltage.

Features:

- Multiple configurations of Xenon and L.E.D. beacons.
- Internal cable loom and termination PCB simplifies installation.
- Common negative/neutral supply minimises cabling.
- Available with red, white or grey housing.
- High output L.E.D. unit can be set to steady or flashing.
- Sealed to IP66.
- Tropicalisation available on request.
- Can be combined with Sonora SONF1 audible signal.

CE

STB3 Xenon & L.E.D. Tower with Junction Box

The STB3 is a customisable visual signals featuring a tower of 3 AlertAlight ST-L101X type beacons. Each beacon position can contain either a Xenon or high output L.E.D. light source. The STB3 assembly features a pre-wired junction box and cable loom enabling the end user to determine beacon type and position during installation.

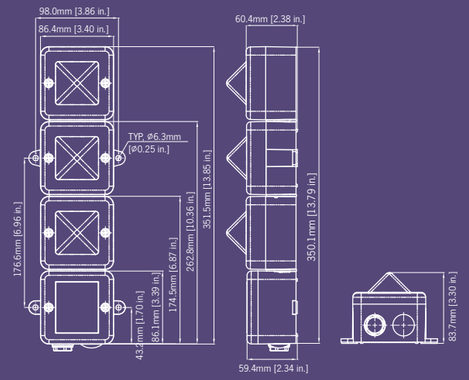



ST-L101X Xenon Beacon:

Version:		Voltage:	Current:
12V dc/ac		10-14V	500mA/380mA
24V dc/ac		20-28V	250mA/300mA
115V ac	50/60Hz	+/-10%	70mA
230V ac	50/60Hz	+/-10%	35mA

ST-L101H L.E.D. Beacon:

Version:		Voltage:	Current:
DC		10-30V dc	155mA (24V dc)
AC/DC	50/60Hz	90-260V ac/dc	35mA (230V ac)



Part codes:

STB3 Junction box assembly for 3 x L101 beacons	
Part Code:	STB3DC[x] STB3AC[x]
Voltage:	12/24Vdc / 115/230Vac
Housing Colour:	Grey/Red/White

[x]: G=Grey, R=Red, W=White

ST-L101X L101 Xenon Beacon 5J	
Part Code:	ST-L101XDC012[x] ST-L101XDC024[x] ST-L101XAC115[x] ST-L101XAC230[x]
Voltage:	12Vdc / 24Vdc / 115Vac / 230Vac
Lens Colour:	Amber, Blue, Clear, Green, Red, Yellow
ST-L101H L101 L.E.D. Beacon	
Part Code:	ST-L101HDC030[x] ST-L101HAC230[x]
Voltage:	10-30Vdc / 90-260Vac
L.E.D. Colour:	Amber, Blue, Clear, Green, Red

Lens colour: All L.E.D. colours use a Clear lens to maximise output and to ensure the signal is most effective in high ambient light levels.

[x]: A=Amber, B=Blue, C=Clear, G=Green, R=Red

Example: For a tower of three beacons using two Xenon beacons, one red, one amber plus one L.E.D. beacon in green using a 24Vdc supply in a red housing, order the following part codes:
STB3DCR
ST-L101XDC024R
ST-L101XDC024A
ST-L101HDC024G

Specification:

General:	
Cable entries:	2 x M20 clearance
Ingress Protection:	IP66
Housing material:	UL94V0 & 5VA FR ABS
Housing colour:	RAL3000 Red, RAL7038 Grey and White
Lens material:	PC
Fixings:	Stainless Steel
Operating temp:	-25° to +55°C
Storage temp:	-40° to +70°C
Relative humidity:	90% at 20°C
STB3 Weight:	0.85kg
ST-L101X - Xenon:	
Energy:	5 Joules (5Ws)
Flash rate:	1Hz (60 fpm)
Peak Candela:	500,000 cd - calc. from energy (J)
Effective candela:	250 cd - calc. from energy (J)
Peak Candela:	86,935 cd* - measured ref. to I.E.S.
Effective candela:	200 cd* - measured ref. to I.E.S.
Terminals:	0.5 to 4.0mm² cables.
Lens colours:	Amber, Blue, Clear, Green, Opal, Red, Yellow
Tube life :	Emissions are reduced to 70% after 8 million flashes
ST-L101H - L.E.D:	
Light source:	High intensity L.E.D. array. 24 x Superflux type high ouput L.E.D's
Options:	Steady or 2Hz flash mode (on board selection)
Effective candela:	176 cd (Green L.E.D.)
Terminals:	0.5 to 4.0mm² cables
L.E.D. colours:	Amber Blue, Green, Red and White

*Candela measurements representative of performance with clear lens at optimum voltage.

Features:

- Multiple configurations of Xenon and L.E.D. beacons.
- Internal cable loom and termination PCB simplifies installation.
- Common negative/neutral supply minimises cabling.
- Available with red, white or grey housing.
- High output L.E.D. unit can be set to steady or flashing.
- Sealed to IP66.
- Tropicalisation available on request.
- Can be combined with Sonora SONF1 audible signal.

CE

STB4 Xenon & L.E.D. Tower with Junction Box

The STB4 is a customisable visual signals featuring a tower of 4 AlertAlight ST-L101X type beacons. Each beacon position can contain either a Xenon or high output L.E.D. light source. The STB4 assembly features a pre-wired junction box and cable loom enabling the end user to determine beacon type and position during installation.

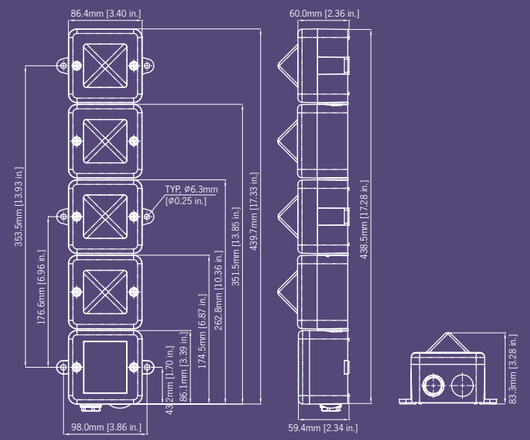



ST-L101X Xenon Beacon:

Version:		Voltage:	Current:
12V dc/ac		10-14V	500mA/380mA
24V dc/ac		20-28V	250mA/300mA
115V ac	50/60Hz	+/-10%	70mA
230V ac	50/60Hz	+/-10%	35mA

ST-L101H L.E.D. Beacon:

Version:		Voltage:	Current:
DC		10-30V dc	155mA (24V dc)
AC/DC	50/60Hz	90-260V ac/dc	35mA (230V ac)



Part codes:

STB4 Junction box assembly for 4 x L101 beacons	
Part Code:	STB4DC[x] STB4AC[x]
Voltage:	12/24Vdc / 115/230Vac
Housing Colour:	Grey/Red/White

[x]: G=Grey, R=Red, W=White

ST-L101X L101 Xenon Beacon 5J	
Part Code:	ST-L101XDC012[x] ST-L101XDC024[x] ST-L101XAC115[x] ST-L101XAC230[x]
Voltage:	12Vdc / 24Vdc / 115Vac / 230Vac
Lens Colour:	Amber, Blue, Clear, Green, Red, Yellow
ST-L101H L101 L.E.D. Beacon	
Part Code:	ST-L101HDC030[x] ST-L101HAC230[x]
Voltage:	10-30Vdc / 90-260Vac
L.E.D. Colour:	Amber, Blue, Clear, Green, Red

Lens colour: All L.E.D. colours use a Clear lens to maximise output and to ensure the signal is most effective in high ambient light levels.

[x]: A=Amber, B=Blue, C=Clear, G=Green, R=Red

Example: For a tower of four beacons using three Xenon beacons, one red, one amber, one clear plus one L.E.D. beacon in green using a 24Vdc supply in a red housing, order the following part codes:
STB4DCR
ST-L101XDC024R
ST-L101XDC024A
ST-L101XDC024C
ST-L101HDC024G

Specification:

General:	
Cable entries:	2 x M20 clearance
Ingress Protection:	IP66
Housing material:	UL94V0 & 5VA FR ABS
Housing colour:	RAL3000 Red, RAL7038 Grey and White
Lens material:	PC
Fixings:	Stainless Steel
Operating temp:	-25° to +55°C
Storage temp:	-40° to +70°C
Relative humidity:	90% at 20°C
STB4 Weight:	1.05kg
ST-L101X - Xenon:	
Energy:	5 Joules (5Ws)
Flash rate:	1Hz (60 fpm)
Peak Candela:	500,000 cd - calc. from energy (J)
Effective candela:	250 cd - calc. from energy (J)
Peak Candela:	86,935 cd* - measured ref. to I.E.S.
Effective candela:	200 cd* - measured ref. to I.E.S.
Terminals:	0.5 to 4.0mm² cables.
Lens colours:	Amber, Blue, Clear, Green, Opal, Red, Yellow
Tube life :	Emissions are reduced to 70% after 8 million flashes
ST-L101H - L.E.D:	
Light source:	High intensity L.E.D. array. 24 x Superflux type high ouput L.E.D's
Options:	Steady or 2Hz flash mode (on board selection)
Effective candela:	176 cd (Green L.E.D.)
Terminals:	0.5 to 4.0mm² cables
L.E.D. colours:	Amber Blue, Green, Red and White

Lens colour: All L.E.D. colours use a Clear lens to maximise output and to ensure the signal is most effective in high ambient light levels.

*Candela measurements representative of performance with clear lens at optimum voltage.

Features:

- Multiple configurations of Xenon and L.E.D. beacons.
- Internal cable loom and termination PCB simplifies installation.
- Common negative/neutral supply minimises cabling.
- Available with red, white or grey housing.
- High output L.E.D. unit can be set to steady or flashing.
- Sealed to IP66.
- Tropicalisation available on request.
- Can be combined with Sonora SONF1 audible signal.

CE

STA2 Alarm Sounder, Xenon & L.E.D. Tower with Junction Box

The STA2 is a customisable audio-visual signals featuring a tower of 2 AlertAlight L101 type beacons combined with a SONF1 alarm sounder. Each beacon position can contain either a Xenon or high output L.E.D. light source. The STA2 assembly features a pre-wired junction box and cable loom enabling the end user to determine beacon type and position during installation.

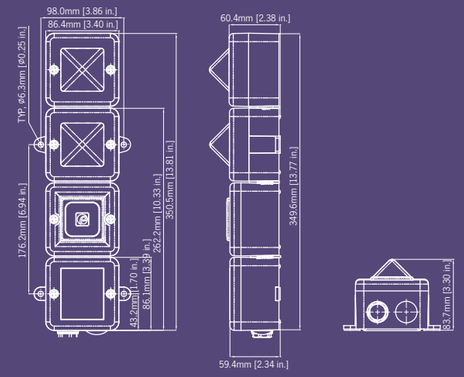



Tone table:

Stage 1	Frequency Description.	Stage 2
Tone 1	800/1000Hz @ 0.25 sec Alternating	Tone 8
Tone 2	500/1200Hz @ 0.3Hz 0.5 sec Slow Whoop	Tone 1
Tone 3	1200/500Hz @ 1Hz - DIN / PFEER P.T.A.P.	Tone 8
Tone 4	544Hz (100mS)/440Hz (400mS) - NF S 32-001	Tone 9
Tone 5	Bell	Tone 1
Tone 6	800/1000Hz @ 7Hz Sweeping	Tone 8
Tone 7	500-1200Hz 3.75sec /0.25sec. Australian Evac.	Tone 10
Tone 8	1000Hz Continuous - PFEER Toxic Gas	
Tone 9	Continuous 554Hz	
Tone 10	420Hz @ 0.625 sec Australian Alert	

Where applicable following tones are available on AC voltage versions:

Stage 1	Frequency Description.
Tone 1	800/1000Hz @ 0.25 sec Alternating
Tone 2	500/1200Hz @ 0.3Hz 0.5 sec Slow Whoop
Tone 3	1200/500Hz @ 1Hz - DIN / PFEER P.T.A.P.
Tone 4	544Hz (100mS)/440Hz (400mS) - NF S 32-001
Tone 5	1000Hz Continuous - PFEER Toxic Gas
Tone 6	Bell
Tone 7	800/1000Hz @ 7Hz Sweeping
Tone 8	2400/2900Hz @ 50Hz Sweeping
Tone 9	420Hz @ 0.625 sec Australian Alert
Tone 10	500-1200Hz 3.75sec /0.25sec. Australian Evac.

Country specific or custom tone configurations and alarm frequencies are available upon request.

Part codes:

STA2 Junction box assembly for 2 x L101 beacons	
Part Code:	STA2DC024[x] STA2AC115[x] STA2AC230[x]
Voltage:	12/24Vdc / 115Vac / 230Vac
Housing Colour:	Grey/Red/White

[x]: G=Grey, R=Red, W=White

ST-L101X Xenon Beacon 5J	
Part Code:	ST-L101XDC012[x] ST-L101XDC024[x] ST-L101XAC115[x] ST-L101XAC230[x]
Voltage:	12Vdc / 24Vdc / 115Vac / 230Vac
Lens Colour:	Amber, Blue, Clear, Green, Red, Yellow

ST-L101H L.E.D. Beacon	
Part Code:	ST-L101HDC030[x] ST-L101HAC230[x]
Voltage:	10-30Vdc / 90-260Vac
L.E.D. Colour:	Amber, Blue, Clear, Green, Red

[x]: A=Amber, B=Blue, C=Clear, G=Green, R=Red

Example: For a tower of A SONF1 alarm sounder plus two beacons using one Xenon beacon in red plus one L.E.D. beacon in green using a 24Vdc supply in a red housing, order the following part codes:
STA2DC024R
ST-L101XDC024R
ST-L101HDC024G

Specification:

SONF1 - Alarm Sounder:	
Maximum output:	100dB(A) @ 1 metre
Nominal output:	99dB(A) @ 1m +/- 3dB - Tone 1
No. of tones:	10 (UKOOA / PFEER compliant)
No. of stages:	2 (AC units are single stage)
Volume control:	On board potentiometer
Effective range:	30m @ 1KHz
Monitoring:	Reverse polarity diode protection on DC units.
Terminals:	0.5 to 1.5mm² cables.

ST-L101X - Xenon:	
Energy:	5 Joules (5Ws)
Flash rate:	1Hz (60 fpm)
Peak Candela:	500,000 cd - calc. from energy (J)
Effective candela:	250 cd - calc. from energy (J)
Peak Candela:	86,935 cd* - measured ref. to I.E.S.
Effective candela:	200 cd* - measured ref. to I.E.S.
Terminals:	0.5 to 4.0mm² cables.
Lens colours:	Amber, Blue, Clear, Green, Opal, Red, Yellow
Tube life :	Emissions are reduced to 70% after 8 million flashes

ST-L101H - L.E.D:	
Light source:	High intensity L.E.D. array. 24 x Superflux type high ouput L.E.D's
Options:	Steady or 2Hz flash mode (on board selection)
Effective candela:	176 cd (Green L.E.D.)
Terminals:	0.5 to 4.0mm² cables
L.E.D. colours:	Amber Blue, Green, Red and White

Lens colour: All L.E.D. colours use a Clear lens to maximise output and to ensure the signal is most effective in high ambient light levels.

*Candela measurements representative of performance with clear lens at optimum voltage.

Features:

- SONF1 alarm sounder synchronises automatically on multi-unit systems.
- Multiple configurations of Xenon and L.E.D. beacons.
- Internal cable loom and termination PCB simplifies installation.
- Common negative/neutral supply minimises cabling.
- High output L.E.D. unit can be set to steady or flashing.
- Available with red, white or grey housing.
- Sealed to IP66.
- Tropicalisation available on request.
- Also available without SONF1 audible signal.

CE
0786-CPD-20338

STA3 Alarm Sounder, Xenon & L.E.D. Tower with Junction Box

The STA3 is a customisable audio-visual signals featuring a tower of 3 AlertAlight L101 type beacons combined with a SONF1 alarm sounder. Each beacon position can contain either a Xenon or high output L.E.D. light source. The STA3 assembly features a pre-wired junction box and cable loom enabling the end user to determine beacon type and position during installation.

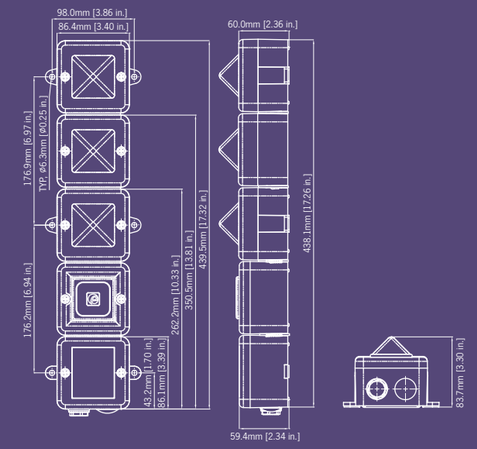



Tone table:

Stage 1	Frequency Description.	Stage 2
Tone 1	800/1000Hz @ 0.25 sec Alternating	Tone 8
Tone 2	500/1200Hz @ 0.3Hz 0.5 sec Slow Whoop	Tone 1
Tone 3	1200/500Hz @ 1Hz - DIN / PFEER P.T.A.P.	Tone 8
Tone 4	544Hz (100mS)/440Hz (400mS) - NF S 32-001	Tone 9
Tone 5	Bell	Tone 1
Tone 6	800/1000Hz @ 7Hz Sweeping	Tone 8
Tone 7	500-1200Hz 3.75sec /0.25sec. Australian Evac.	Tone 10
Tone 8	1000Hz Continuous - PFEER Toxic Gas	
Tone 9	Continuous 554Hz	
Tone 10	420Hz @ 0.625 sec Australian Alert	

Where applicable following tones are available on AC voltage versions:

Stage 1	Frequency Description.
Tone 1	800/1000Hz @ 0.25 sec Alternating
Tone 2	500/1200Hz @ 0.3Hz 0.5 sec Slow Whoop
Tone 3	1200/500Hz @ 1Hz - DIN / PFEER P.T.A.P.
Tone 4	544Hz (100mS)/440Hz (400mS) - NF S 32-001
Tone 5	1000Hz Continuous - PFEER Toxic Gas
Tone 6	Bell
Tone 7	800/1000Hz @ 7Hz Sweeping
Tone 8	2400/2900Hz @ 50Hz Sweeping
Tone 9	420Hz @ 0.625 sec Australian Alert
Tone 10	500-1200Hz 3.75sec /0.25sec. Australian Evac.

Country specific or custom tone configurations and alarm frequencies are available upon request.

Part codes:

STA3 Junction box assembly for 2 x L101 beacons

Part Code:	STA3DC024[x] STA3AC115[x] STA3AC230[x]
Voltage:	12/24Vdc / 115Vac / 230Vac
Housing Colour:	Grey/Red/White

[x]: G=Grey, R=Red, W=White

ST-L101X Xenon Beacon 5J

Part Code:	ST-L101XDC012[x] ST-L101XDC024[x] ST-L101XAC115[x] ST-L101XAC230[x]
Voltage:	12Vdc / 24Vdc / 115Vac / 230Vac
Lens Colour:	Amber, Blue, Clear, Green, Red, Yellow

ST-L101H L.E.D. Beacon

Part Code:	ST-L101HDC030[x] ST-L101HAC230[x]
Voltage:	10-30Vdc / 90-260Vac
L.E.D. Colour:	Amber, Blue, Clear, Green, Red

[x]: A=Amber, B=Blue, C=Clear, G=Green, R=Red

Example: For a tower of A SONF1 alarm sounder plus three beacons using two Xenon beacons, one red, one amber plus one L.E.D. beacon in green using a 24Vdc supply in a red housing, order the following part codes:
STA3DC024R
ST-L101XDC024R
ST-L101XDC024A
ST-L101HDC024G

Specification:

SONF1 - Alarm Sounder:

Maximum output:	100dB(A) @ 1 metre
Nominal output:	99dB(A) @ 1m +/- 3dB - Tone 1
No. of tones:	10 (UKOOA / PFEER compliant)
No. of stages:	2 (AC units are single stage)
Volume control:	On board potentiometer
Effective range:	30m @ 1KHz
Monitoring:	Reverse polarity diode protection on DC units.
Terminals:	0.5 to 1.5mm² cables.

ST-L101X - Xenon:

Energy:	5 Joules (5Ws)
Flash rate:	1Hz (60 fpm)
Peak Candela:	500,000 cd - calc. from energy (J)
Effective candela:	250 cd - calc. from energy (J)
Peak Candela:	86,935 cd* - measured ref. to I.E.S.
Effective candela:	200 cd* - measured ref. to I.E.S.
Terminals:	0.5 to 4.0mm² cables.
Lens colours:	Amber, Blue, Clear, Green, Opal, Red, Yellow
Tube life :	Emissions are reduced to 70% after 8 million flashes

ST-L101H - L.E.D:

Light source:	High intensity L.E.D. array. 24 x Superflux type high ouput L.E.D's
Options:	Steady or 2Hz flash mode (on board selection)
Effective candela:	176 cd (Green L.E.D.)
Terminals:	0.5 to 4.0mm² cables
L.E.D. colours:	Amber Blue, Green, Red and White

Lens colour: All L.E.D. colours use a Clear lens to maximise output and to ensure the signal is most effective in high ambient light levels.

*Candela measurements representative of performance with clear lens at optimum voltage.

Features:

- SONF1 alarm sounder synchronises automatically on multi-unit systems.
- Multiple configurations of Xenon and L.E.D. beacons.
- Internal cable loom and termination PCB simplifies installation.
- Common negative/neutral supply minimises cabling.
- High output L.E.D. unit can be set to steady or flashing.
- Available with red, white or grey housing.
- Sealed to IP66.
- Tropicalisation available on request.
- Also available without SONF1 audible signal.

CE
0786-CPD-20338

STA4 Alarm Sounder, Xenon & L.E.D. Tower with Junction Box

The STA4 is a customisable audio-visual signals featuring a tower of 4 AlertAlight L101 type beacons combined with a SONF1 alarm sounder. Each beacon position can contain either a Xenon or high output L.E.D. light source. The STA4 assembly features a pre-wired junction box and cable loom enabling the end user to determine beacon type and position during installation.

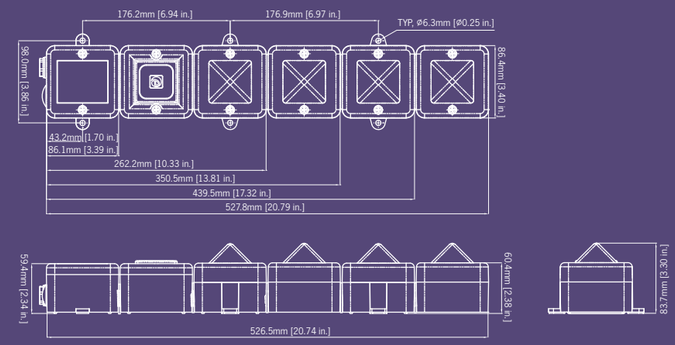



Tone table:

Stage 1	Frequency Description.	Stage 2
Tone 1	800/1000Hz @ 0.25 sec Alternating	Tone 8
Tone 2	500/1200Hz @ 0.3Hz 0.5 sec Slow Whoop	Tone 1
Tone 3	1200/500Hz @ 1Hz - DIN / PFEER P.T.A.P.	Tone 8
Tone 4	544Hz (100mS)/440Hz (400mS) - NF S 32-001	Tone 9
Tone 5	Bell	Tone 1
Tone 6	800/1000Hz @ 7Hz Sweeping	Tone 8
Tone 7	500-1200Hz 3.75sec /0.25sec. Australian Evac.	Tone 10
Tone 8	1000Hz Continuous - PFEER Toxic Gas	
Tone 9	Continuous 554Hz	
Tone 10	420Hz @ 0.625 sec Australian Alert	

Where applicable following tones are available on AC voltage versions:

Stage 1	Frequency Description.
Tone 1	800/1000Hz @ 0.25 sec Alternating
Tone 2	500/1200Hz @ 0.3Hz 0.5 sec Slow Whoop
Tone 3	1200/500Hz @ 1Hz - DIN / PFEER P.T.A.P.
Tone 4	544Hz (100mS)/440Hz (400mS) - NF S 32-001
Tone 5	1000Hz Continuous - PFEER Toxic Gas
Tone 6	Bell
Tone 7	800/1000Hz @ 7Hz Sweeping
Tone 8	2400/2900Hz @ 50Hz Sweeping
Tone 9	420Hz @ 0.625 sec Australian Alert
Tone 10	500-1200Hz 3.75sec /0.25sec. Australian Evac.

Country specific or custom tone configurations and alarm frequencies are available upon request.

Part codes:

STA4 Junction box assembly for 4 x L101 beacons	
Part Code:	STA4DC024[x] STA4AC115[x] STA4AC230[x]
Voltage:	12/24Vdc / 115Vac / 230Vac
Housing Colour:	Grey/Red/White

[x]: G=Grey, R=Red, W=White

ST-L101X Xenon Beacon 5J	
Part Code:	ST-L101XDC012[x] ST-L101XDC024[x] ST-L101XAC115[x] ST-L101XAC230[x]
Voltage:	12Vdc / 24Vdc / 115Vac / 230Vac
Lens Colour:	Amber, Blue, Clear, Green, Red, Yellow
ST-L101H L.E.D. Beacon	
Part Code:	ST-L101HDC030[x] ST-L101HAC230[x]
Voltage:	10-30Vdc / 90-260Vac
L.E.D. Colour:	Amber, Blue, Clear, Green, Red

[x]: A=Amber, B=Blue, C=Clear, G=Green, R=Red

Example: For a tower of A SONF1 alarm sounder plus four beacons using two Xenon beacons, one red, one amber plus one clear L.E.D. beacon in one in green using a 24Vdc supply in a red housing, order the following part codes:
STA3DC024R
ST-L101XDC024R
ST-L101XDC024A
ST-L101HDC024C
ST-L101HDC024G

Specification:

SONF1 - Alarm Sounder:	
Maximum output:	100dB(A) @ 1 metre
Nominal output:	99dB(A) @ 1m +/- 3dB - Tone 1
No. of tones:	10 (UKOOA / PFEER compliant)
No. of stages:	2 (AC units are single stage)
Volume control:	On board potentiometer
Effective range:	30m @ 1KHz
Monitoring:	Reverse polarity diode protection on DC units.
Terminals:	0.5 to 1.5mm² cables.
ST-L101X - Xenon:	
Energy:	5 Joules (5Ws)
Flash rate:	1Hz (60 fpm)
Peak Candela:	500,000 cd - calc. from energy (J)
Effective candela:	250 cd - calc. from energy (J)
Peak Candela:	86,935 cd* - measured ref. to I.E.S.
Effective candela:	200 cd* - measured ref. to I.E.S.
Terminals:	0.5 to 4.0mm² cables.
Lens colours:	Amber, Blue, Clear, Green, Opal, Red, Yellow
Tube life :	Emissions are reduced to 70% after 8 million flashes
ST-L101H - L.E.D:	
Light source:	High intensity L.E.D. array. 24 x Superflux type high ouput L.E.D's
Options:	Steady or 2Hz flash mode (on board selection)
Effective candela:	176 cd (Green L.E.D.)
Terminals:	0.5 to 4.0mm² cables
L.E.D. colours:	Amber Blue, Green, Red and White

Lens colour: All L.E.D. colours use a Clear lens to maximise output and to ensure the signal is most effective in high ambient light levels.

*Candela measurements representative of performance with clear lens at optimum voltage.

Features:

- SONF1 alarm sounder synchronises automatically on multi-unit systems.
- Multiple configurations of Xenon and L.E.D. beacons.
- Internal cable loom and termination PCB simplifies installation.
- Common negative/neutral supply minimises cabling.
- High output L.E.D. unit can be set to steady or flashing.
- Available with red, white or grey housing.
- Sealed to IP66.
- Tropicalisation available on request.
- Also available without SONF1 audible signal.

CE
0786-CPD-20338