KS
Single Pole Key Switches



Features/Benefits

- *Positive tactile feel*
- *Variety of cap colors*
- *LED support available*
- *SPST and SPDT configurations*

Typical Applications

- *Telecommunications*
- *Industrial*
- *Instrumentation*

Specifications

CONTACT RATING: Q contact material: 25mA @ 50V AC .or DC max.
ELECTRICAL LIFE: 100,000 actuations.
CONTACT RESISTANCE: Below 100 mΩ initial @ 2-4 V DC, 100 mA
INSULATION RESISTANCE: 10^9 Ω min.
DIELECTRIC STRENGTH: 1,000 Vrms min. @ sea level.
OPERATING TEMPERATURE: -30˚C to 65˚C.
SOLDERABILITY: Per MIL-STD-202F method 208D, or EIA RS-186E method 9 (1 hour steam aging).

Materials

CASE: Glass filled nylon (UL 94V-0).
ACTUATOR: ABS or polycarbonate-ABS blend, matte finish, black standard.
MOVABLE CONTACT: Q contact material: beryllium copper or stainless steel, silver plated.
STATIONARY CONTACTS AND TERMINALS: Q contact material: copper alloy, silver plated.
TERMINAL SEAL: Epoxy

NOTE: Specifications and materials listed above are for switches with standard options.
For information on specific and custom switches, consult Customer Service Center.

How To Order

Our easy build-a-switch concept allows you to mix and match options to create the switch you need. To order, select desired option from each category and place it in the appropriate box.

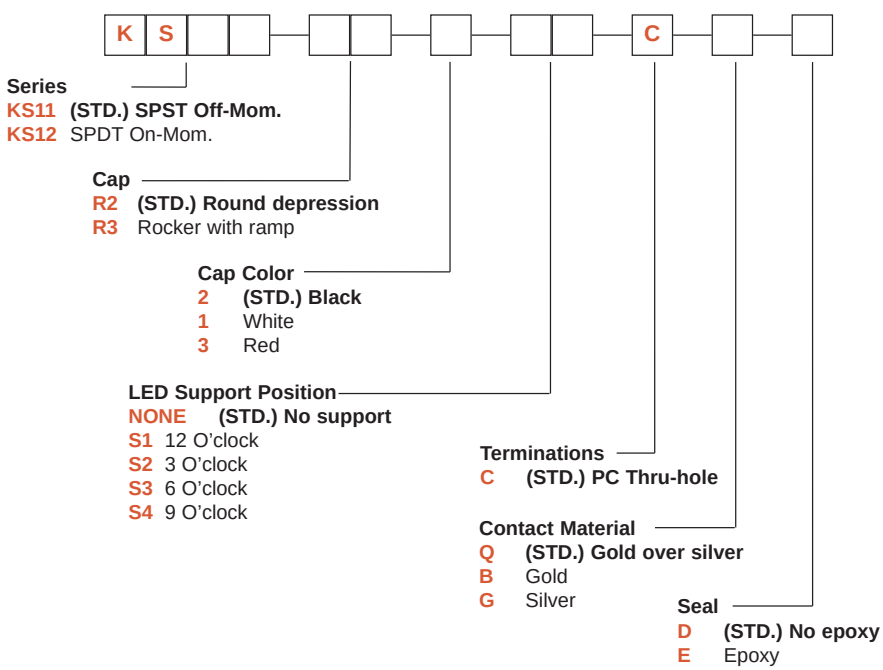

SERIES

KS12

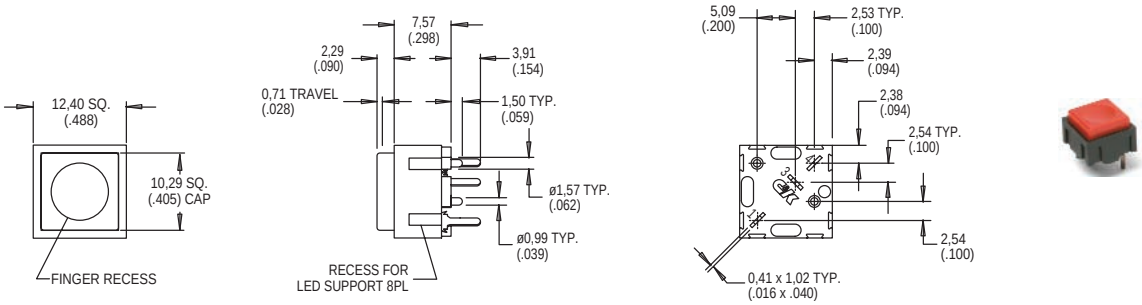

CAP

R2 (STD.) CAP WITH ROUND DEPRESSION

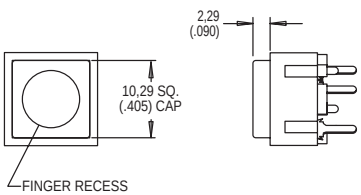

R3 ROCKER CAP WITH RAMP

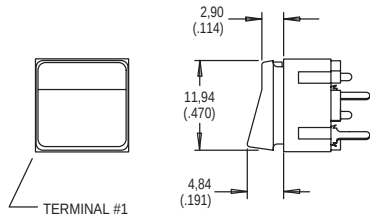

OPTION CODE	CAP COLOR
2	(STD.) BLACK
1	WHITE
3	RED

LED SUPPORT

(NONE) (STD.) NO LED SUPPORT

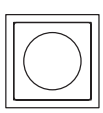

No LED support.

S1, S2, S3, S4
WITH LED SUPPORT

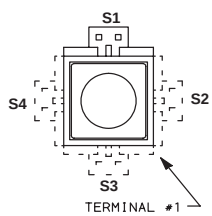

Position of factory installed LED support.

TYPICAL INSTALLATION

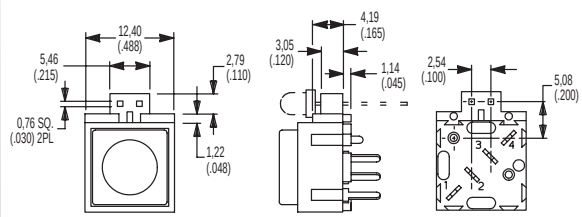

NOTE: LED support shown in position S1. LED not supplied.
LED support also available separately, see page .

TERMINATION

C (STD.) PC THRU-HOLE

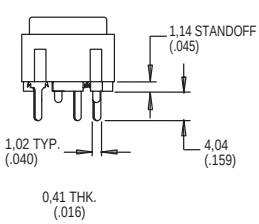

PC MOUNTING

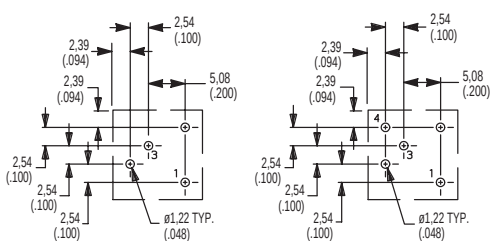

MULTIPLE SWITCH SPACING

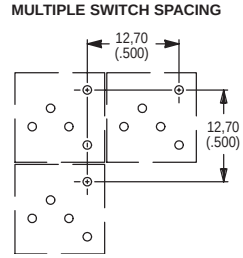

Third Angle Projection

Dimensions shown in: mm (inch)
Dimensions subject to change

CONTACT MATERIAL

OPTION CODE	CONTACT MATERIAL	TERMINAL PLATING	RATINGS	
Q (STD.)	SILVER[2]	SILVER[2]	POWER	25 mA MAX. @ 50 V AC OR DC MAX.
B	GOLD[1]	GOLD[1]	LOW LEVEL/DRY CIRCUIT	0.4 VA MAX. @ 20 V AC OR DC MAX.
G	GOLD/SILVER[3]	GOLD[1]	LOW LEVEL/DRY CIRCUIT OR POWER	0.4 VA MAX. @ 20 V AC OR DC MAX. OR 25 mA MAX. @ 50 V AC OR DC MAX.

CONTACT MATERIAL / APPLICATION RECOMMENDATIONS - SEE CHART, PAGE

[1] MOVABLE CONTACT: Beryllium copper, with gold plate over nickel plate.
STATIONARY CONTACTS & ALL TERMINALS: Copper alloy, with gold plate over nickel plate.

[2] MOVABLE CONTACT: Beryllium copper, silver plated.
STATIONARY CONTACTS & ALL TERMINALS: Copper alloy, silver plated.

[3] MOVABLE CONTACT: Beryllium copper, with gold plate over nickel plate over silver plate.
STATIONARY CONTACTS & ALL TERMINALS: Copper alloy, with gold plate over nickel plate over silver plate.

SEAL

D (STD.) NO EPOXY SEAL

E EPOXY SEAL

