DIL Contactors
Basic Devices, Modules

UL / CSA / IEC / CE

	Rating data UL/CSA max. Horsepower rating 50/60 Hz							General purpose continuous current open/ enclosed	IEC/EN 60 947 Max. 3-phase motor ratings (kW) AC-3			Standard auxiliary contacts N.O. = normally open N.C. = normally closed		Terminal markings
	1 phase			3 phase										
	115 V	200 V	230 V	200 V	230 V	460 V	575 V		220 V 230 V	380 V 400 V	660 V 690 V			
	HP	HP	HP	HP	HP	HP	HP	A	kW	kW	kW	N.O.	N.C.	Circuit diagram
Basic devices														
3-pole, with auxiliary contacts	¼	¾	1	1 ½	2	3	3	15/13.5	1.5	3	3	1	–	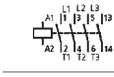
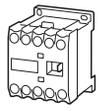	¼	¾	1	1 ½	2	3	3		1.5	3	3	–	1	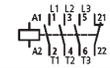
	½	1	1 ½	2	3	5	5		2.2	4	4	1	–	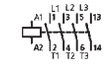
	½	1	1 ½	2	3	5	5		2.2	4	4	–	1	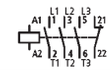
4-pole	½	1	1 ½	2	3	5	5		2.2	4	4	–	–	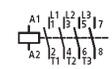
Auxiliary contact modules														
2-pole								10				–	2	
												1	1	
4-pole												2	2	
2-pole								10				–	2	
												1	1	
												2	–	
												1 [1]	1 [1]	
4-pole								10				–	4	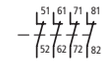
												1	3	
												2	2	
												3	1	
												4	–	
												2 [1]	2 [1]	

Notes: [1] 1 early-make contact, 1 late-break contact

1-866-595-9616
1-630-595-9515

KMParts 1(866) 595-9616 .com

Go to: http://www.klocknermoeller.com

DIL Contactors
Basic Devices, Modules

UL / CSA / IEC / CE

Combination options		AC operated Type Article No. Coil voltages shown in (...) For other coil voltages, → page 03/064	Price see price list	DC operated Type Article No. Coil voltages shown in (...) For other coil voltages, → page 03/064	Price see price list
●	–	**DILEEM-10(120V60HZ)** 051611		**DILEEM-10-G(24VDC)** 051643	
–	●	**DILEEM-01(120V60HZ)** 051636		**DILEEM-01-G(24VDC)** 051650	
●	–	**DILEM-10(120V60HZ)** 051783		**DILEM-10-G(24VDC)** 010213	
–	●	**DILEM-01(120V60HZ)** 051792		**DILEM-01-G(24VDC)** 010343	
●	–	**DILEM-4(120V60HZ)** 051801		**DILEM4-G(24VDC)** 012701	
●	–	**02DILEM** 010064		**02DILEM** 010064	
●	–	**11DILEM** 010080		**11DILEM** 010080	
●	–	**22DILEM** 010112		**22DILEM** 010112	
●	●	**02DILE** 010240		**02DILE** 010240	
●	●	**11DILE** 010224		**11DILE** 010224	
●	●	**20DILE** 010208		**20DILE** 010208	
●	●	**11DDILE** 1) 049824		**11DDILE** 1) 049824	
●	●	**04DILE** 010256		**04DILE** 010256	
●	●	**13DILE** 002397		**13DILE** 002397	
●	●	**22DILE** 010288		**22DILE** 010288	
●	●	**31DILE** 048912		**31DILE** 048912	
●	●	**40DILE** 010304		**40DILE** 010304	
●	●	**22DDILE** 1) 049823		**22DDILE** 1) 049823	

Notes:

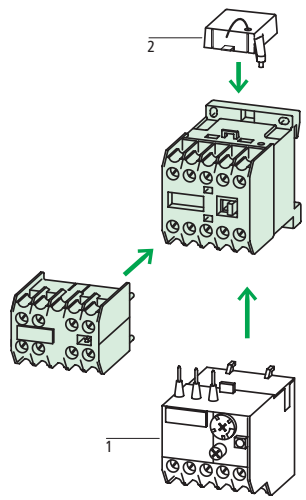

Accessories	Page
1Overload relay	04/004
2Suppressor	03/053
Other operating voltages	03/064
Accessories	03/053

Miniature contactors with positively driven contacts. Not in the case of early-make or late-break contacts.
The DC operated contactors are supplied as standard with a diode/resistor combination surge suppressor.
Coil power consumption: 2,6 W

Contactor contacts to EN 50 012
Auxiliary contact module contact:
...DIL EM to EN 50 012
...DIL E to EN 50 005
Contacts to EN 50 012 should be given preference.

1-866-595-9616
1-630-595-9515

KMParts 1(866) 595-9616 .com

Go to: http://www.klocknermoeller.com

DIL Contactors

Basic devices with cage clamp

UL / CSA / IEC / CE

	Rating data UL/CSA max. Horsepower rating 50/60 Hz							General purpose continuous current open/ enclosed	IEC/EN 60 947 Max. 3 phase motor ratings (kW)			Standard auxiliary contacts		Terminal markings
	1 phase			3 phase					AC-3			N.O. = normally open N.C. = normally closed		
	115V	200V	230V	200V	**230V**	460V	575V		220 V 230 V	**380 V 400 V**	660 V 690 V			
	HP	HP	HP	HP	**HP**	HP	HP	A	kW	**kW**	kW	N.O.	N.C.	Circuit diagram
Basic devices														
3-pole, with auxiliary contacts 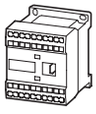	¼	¾	1	1 ½	**2**	3	3	15/13.5	1,5	**3**	3	1	–	
	¼	¾	1	1 ½	**2**	3	3		1,5	**3**	3	–	1	
	½	1	1 ½	2	**3**	5	5		2,2	**4**	4	1	–	
	½	1	1 ½	2	**3**	5	5		2,2	**4**	4	–	1	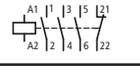
Auxiliary contact modules														
2-pole 								10				1	1	
4-pole												2	2	
2-pole								10				1	1	
4-pole								10				–	4	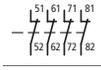
												1	3	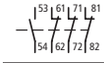
												2	2	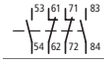
												3	1	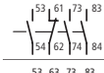
												4	–	
												2 [1]	2 [1]	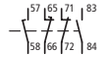

Notes [1] 1 early-make contact, 1 late-break contact

1-866-595-9616
1-630-595-9515

KMParts 1(866) 595-9616 .com

Go to: http://www.klocknermoeller.com

DIL Contactors
Basic devices with cage clamp

UL / CSA / IEC / CE

Combination options		AC operated Type / Article No.	Price see price list	DC operated Type / Article No.	Price see price list
●	–	**DILEEM-10-C(120V60HZ)** 230039		**DILEEM-10-G-C(24VDC)** 230052	
–	●	**DILEEM-01-C(120V60HZ)** 230132		**DILEEM-01-G-C(24VDC)** 230155	
●	–	**DILEM-10-C(120V60HZ)** 231658		**DILEM-10-G-C(24VDC)** 230165	
–	●	**DILEM-01-C(120V60HZ)** 231681		**DILEM-01-G-C(24VDC)** 230167	
●	–	**11DILEM-C** 230255		**11DILEM-C** 230255	
●	–	**22DILEM-C** 230256		**22DILEM-C** 230256	
●	●	**11DILE-C** 230257		**11DILE-C** 230257	
●	●	**04DILE-C** 230258		**04DILE-C** 230258	
●	●	**13DILE-C** 230259		**13DILE-C** 230259	
●	●	**22DILE-C** 230260		**22DILE-C** 230260	
●	●	**31DILE-C** 230262		**31DILE-C** 230262	
●	●	**40DILE-C** 230263		**40DILE-C** 230263	
●	●	**22DDILE-C** 230264		**22DDILE-C** 230264	

Notes

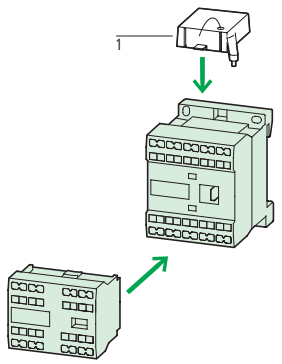

Accessories	Page
1 Suppressor	03/053
Additional operating voltages	03/064
Accessories	03/053

Miniature contactors with positively driven contacts. Not in the case of early-make or late-break contacts.
The DC operated contactors are supplied as standard with a diode/resistor combination surge suppressor.
Coil power consumption: 2,6 W

Contactor contacts to EN 50 012
Auxiliary contact module contact:
...DIL EM to EN 50 012
...DIL E to EN 50 005
Contacts to EN 50 012 should be given preference.

1-866-595-9616
1-630-595-9515
KMParts 1(866) 595-9616 .com
Go to: http://www.klocknermoeller.com