LOVATO ELECTRIC S.P.A.
24020 GORLE (BERGAMO) ITALIA
VIA DON E. MAZZA, 12
TEL. 035 4282111
TELEFAX (Nazionale): 035 4282200
TELEFAX (International): +39 035 4282400
E-mail info@LovatoElectric.com
Web www.LovatoElectric.com

I249 I GB D F E 07 08



(I) Commutatori a camme serie GX
(GB) Rotary cam switches GX series
(D) Nockenschalter serie GX
(F) Commutateurs à cames série GX
(E) Interruptores rotativos serie GX

GX (schema/circuit scheme 111-112-113-114-115-116-127-128-129-130-131-132-139-140-251-252-253-254-255-256-257-258-259-260)

CE

Montaggio frontale esecuzione U - Front mounting U version - Frontenbau Ausführung U - Montage frontal exécution U - Montaje frontal versión U

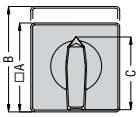

Fissaggio manopola
Handle fixing
Befestigung des Drehknopfs
Fixation manette
Fijación mando



2 viti
2-screws
2 Schrauben
2 vis
2 tornillos

Dimensioni
Dimensions
Maße
Dimensions
Dimensiones

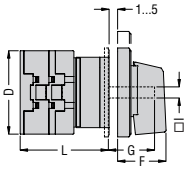

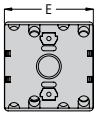

	Dimensioni - Dimensions - Maße - Dimensions - Dimensioni [mm]											L [mm] - Elementi - Wafers - Elem. - Eléments - Elementos					
	□ A	B	C	D	E	F	G	H	□ I	M	N	1	2	3	4	5	6
GX16 U	48	60	39.5	45	48	26.5	23.5	28	6	12	5	42.5	51	59.5	68	76.5	85
GX16 U25	48	—	❶	45	48	34	23.5	28	6	12	5	39.5	48	56.5	65	73.5	82
GX20 U	48	60	39.5	45	48	26.5	23.5	28	6	12	5	42.5	51	59.5	68	76.5	85
GX20 U25	48	—	❶	45	48	34	23.5	28	6	12	5	39.5	48	56.5	65	73.5	82
GX32 U	65	60	53	58	66	34.5	26	28	7	14	5	47.5	59.5	71.5	83.5	95.5	107.5
GX32 U25	65	—	❶	58	66	38	26	28	7	14	5	48	60	72	84	96	108
GX40 U	65	60	53	58	66	34.5	26	28	7	14	5	47.5	59.5	71.5	83.5	95.5	107.5
GX40 U25	65	—	❶	58	66	38	26	28	7	14	5	48	60	72	84	96	108

❶ Manopola lucchettabile. ❶ Padlockable handle. ❶ Verschließbarer Griff. ❶ Manette cadenassable. ❶ Mando enclavable.

Montaggio blocco-porta esecuzione O - Door coupling O version - Einbau Türverriegelung Ausführung O - Montage de dispositif verrouillage porte exécution O - Montaje mando embrague versión O

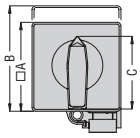

Fissaggio manopola
Handle fixing
Befestigung des Drehknopfs
Fixation manette
Fijación mando

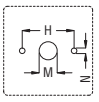

2 viti
2-screws
2 Schrauben
2 vis
2 tornillos

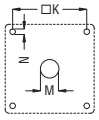

4 viti
4-screws
4 Schrauben
4 vis
4 tornillos

Dimensioni
Dimensions
Maße
Dimensions
Dimensiones

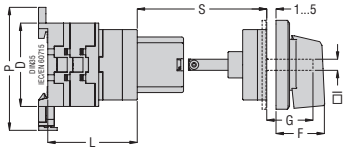

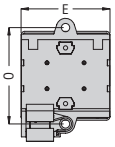

	Dimensioni - Dimensions - Maße - Dimensions - Dimensioni [mm]															L [mm] - Elementi - Wafers - Elem. - Eléments - Elementos					
	□ A	B	C	D	E	F	G	H	□ I	□ K	M	N	O	P	S	1	2	3	4	5	6
GX16 O68	48	60	39.5	45	48	26.5	23.5	28	6	—	12	5	52	66.5	48-58	40	48.5	57	65.5	74	82.5
GX16 O88	48	—	❶	45	48	34	23.5	—	6	36	12	5	52	66.5	45-55	40	48.5	57	65.5	74	82.5
GX20 O68	48	60	39.5	45	48	26.5	23.5	28	6	—	12	5	52	66.5	48-58	40	48.5	57	65.5	74	82.5
GX20 O88	48	—	❶	45	48	34	23.5	—	6	36	12	5	52	66.5	45-55	40	48.5	57	65.5	74	82.5
GX32 O68	65	80	53	58	66	34.5	26	28	7	—	14	5	68	78	48-58	48.7	60.7	72.7	84.7	96.7	108.7
GX32 O88	65	—	❶	58	66	38	26	—	7	48	14	5	68	78	45-55	48.7	60.7	72.7	84.7	96.7	108.7
GX40 O78	65	80	53	58	66	34.5	26	28	7	—	14	5	68	78	48-58	48.7	60.7	72.7	84.7	96.7	108.7
GX40 O98	65	—	❶	58	66	38	26	—	7	48	14	5	68	78	45-55	48.7	60.7	72.7	84.7	96.7	108.7

❶ Manopola lucchettabile. ❶ Padlockable handle. ❶ Verschließbarer Griff. ❶ Manette cadenassable. ❶ Mando enclavable.

Tipo di commutatori Switch type Schaltertyp Type de commutateurs Tipos de interruptores			GX16	GX20	GX32	GX40
AC21 (A)	Uso generale General use Allgemeines Gebrauch Usage general Empleo general	690V	16	20	32	40
AC3 (kW)	3 Fasi 3 Phases 3 Phasen 3 Phases 3 Fases	220/230V 380/440V 500/690V	3.5 4.5 5.5	3.7 5.5 5.5	7.5 11 11	7.5 15 15
AC3 (kW)	1 Fase / 2 Poli 1 Phase / 2 Poles 1 Phasen / 2 Polig 1 Phase / 2 Pôles 1 Fases / 2 Polos	110V 220/230V 380/440V	0.55 1.5 2.2	0.75 1.8 3	1.8 3.5 5.5	2.2 4.4 7
AC23A (kW)	3 Fasi 3 Phases 3 Phasen 3 Phases 3 Fases	220/230V 380/440V 500/690V	3.7 6.5 7.5	4 7.5 7.5	8 15 15	9 18. 15
AC23A (kW)	1 Fase / 2 Poli 1 Phase / 2 Poles 1 Phasen / 2 Polig 1 Phase / 2 Pôles 1 Fases / 2 Polos	110V 220/230V 380/440V	0.75 1.8 3	0.75 2.2 3.5	2.2 3.5 6	3 5.2 7.5

ATTENZIONE
Questi apparecchi devono essere installati da personale qualificato, nel rispetto delle vigenti normative impiantistiche, allo scopo di evitare danni a persone o cose. I prodotti descritti in questo documento sono suscettibili in qualsiasi momento di evoluzioni o modifiche. Le descrizioni ed i dati contenuti in questo documento non possono pertanto avere alcun valore contrattuale.

WARNING
This equipment must be installed by qualified personnel, in compliance with regulations in force for electrical systems, to avoid damages or safety hazards. The pfoducts, illustrated in this document, are subject to be revised or improved at any moment. Technical data and descriptions do not therefore have any contractual value.

ACHTUNG!!
Um Personen- und Sachschaden zu vermeiden, darf diese Gei nur von fachkundingem Personal, unter Berücksichtigung der jeweils geltenden Vorschriften, installiert werden.
Die in diesem Katalog gezeigten Produkte können jederzeit ohne Vorankündigung geändert werden. Technische Daten und Beschreibungen sind richtig und wurden nach bestem Wissen und Gewissen erstellt.

ATTENTION !
Ces appareils doivent être installés par un personnel qualifié en respectant les normes en vigueur relatives aux installations pour éviter tout risque pour le personnel et le matériel. Les produits décrits dans ce document peuvent à tout moment être susceptibles d'évolutions ou de modifications. Les descriptions et les données figurant ne peuvent en conséquence revêtir aucune valeur contractuelle.

ATENCIÓN
Este equipo debe ser instalado por personal especializado, respetando la normativa vigente, para evitar daños a personas o cosas.
Los productos descritos son susceptibles de de evolución o modificación en cualquier momento. Por lo tanto, las descripciones y datos técnicos expuestos no contienen en sí mismos ningún valor contractual.

U - U11 - U12

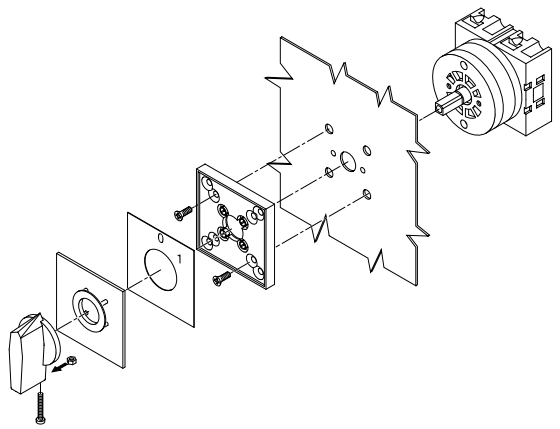

U25 - U65

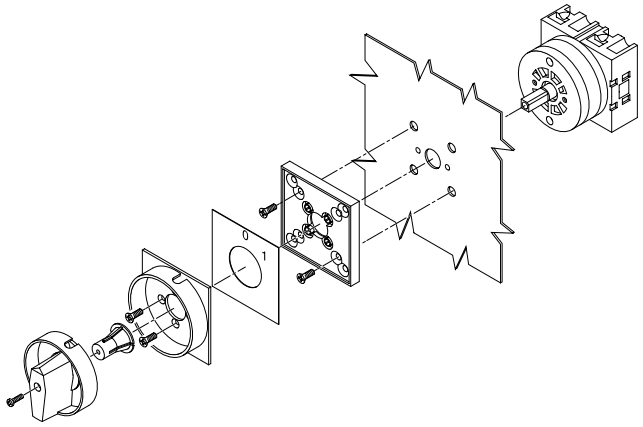

068 - 078

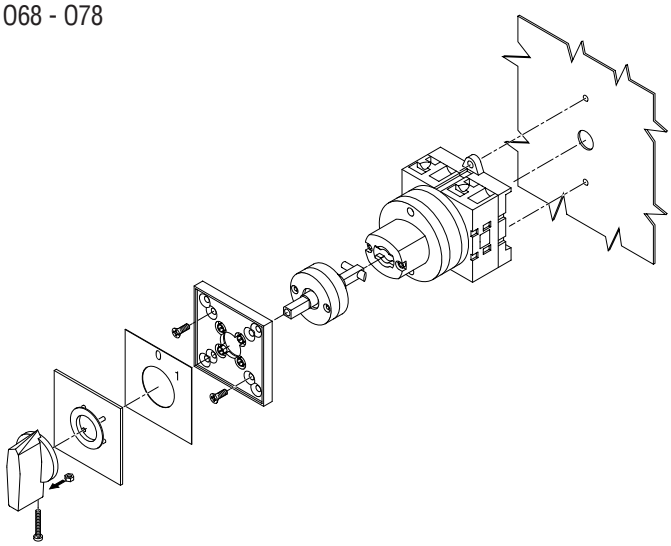

088 - 098

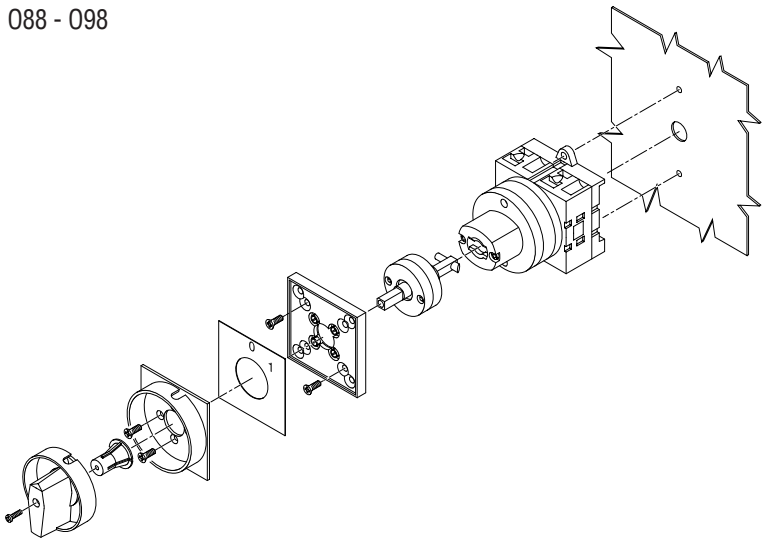

SELETTORE MULTIPOLARE CON POSIZIONE DI "0" / MULTI - STEP SWITCHES WITH "0"

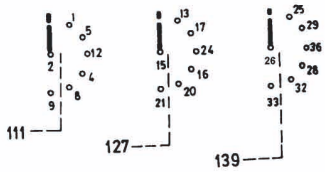



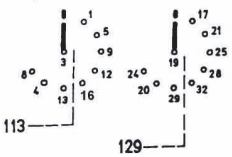

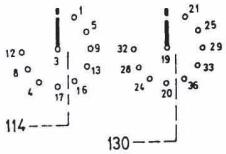

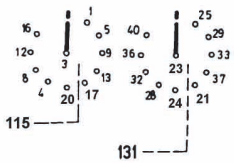

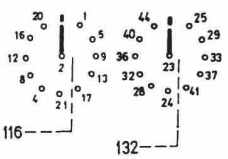

COMMUTATORE MULTIPLO / GANG SWITCHES

