Type	Description	Order No.	Packing Qty
Q 4 56 x 40 x 23 mm	IP 20 junction box, according to VDE 0711, U_i=400 V, 4 entries with strain relief, 2 entries can be reached from the top, strain relief clamp for pendant lights, with external fixing lugs New **Q4 – empty, grey**	334 904 01	25
Mini 25 89 x 43 x 37 mm	IP 55 junction box according to E DIN IEC 60998-2-5, U_i=400 V, 10 entries, 2 bottom entries, suitable for cramped installation environments such as suspended ceilings and cable conduits, complete with piercing tool and seals, external fixing lugs		
	Mini 25 – empty, grey, for VDE approved single terminals	310 908 01	40
	Mini 25 – 2,5², grey, 3 interlockable screw terminals 2,5mm²	310 408 01	40
	Mini 25 - SL, grey, 3 screwless terminals 5 x 1,0-2,5 mm²	310 808 01	40
Sd 7 75 x 75 x 37 mm	IP 55 junction box according to E DIN IEC 60998-2-5, U_i=400 V, 7 entries, 3 bottom entries, complete with piercing tool and seals, external fixing lugs		
	Sd 7 – empty, grey, for VDE approved single terminals	332 907 01	60
	Sd 7 – 2,5², grey, 5 interlockable screw terminals 2,5 mm²	332 407 01	60
	Sd 7 – SL, grey, 5 screwless terminals 5 x 1,0-2,5 mm²	332 807 01	60

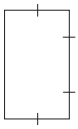
Entries





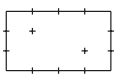
Entries



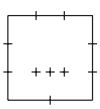
Entries

Type	Description	Order No.	Packing Qty
Q 12 85 x 85 x 37 mm	IP 20 junction box according to E DIN IEC 60998-2-5, U_i = 400 V, 12 entries with strain relief according to VDE 0606, 7 entries can be reached from the top, 3 bottom entries, with external fixing lugs **New**		
	Q 12 – empty, grey, for VDE approved single terminals	334 912 01	60
	Q 12 – 2,5², grey, 5 interlockable screw terminals 2.5 mm²	334 412 01	60
	Q 12 – SL, grey, 5 screwless terminals 5 x 1.0-2.5 mm²	334 812 01	60
	Q 12 – Logic, grey, els-Logic terminal with 5 x 1.0-2.5 mm²	334 312 01	60
i 12 85 x 85 x 37 mm	IP 55 junction box according to E DIN IEC 60998-2-5, U_i=400 V, 12 entries, 3 bottom entries, complete with piercing tool and seals, external fixing lugs		
	i 12 – empty, grey, for VDE approved single terminals	332 912 01	60
	i 12 – empty, white, for VDE approved single terminals	332 612 01	60
	i 12 – 2,5², grey, 5 interlockable screw terminals 2,5 mm²	332 412 01	60
	i 12 – SL, grey, 5 screwless terminals 5 x 1,0-2,5 mm²	332 812 01	60
	i 12 – empty, red, for identification of safety circuits in communal buildings to DIN VDE 0108	332 712 01	60
	i 12 – Logic, grey, els-Logic terminal with 5 x 1,0-2,5 mm² **New**	332 312 01	60
i 16 130 x 85 x 37 mm	IP 55 junction box according to E DIN IEC 60998-2-5, U_i=400 V, 16 entries, 3 bottom entries, complete with piercing tool and seals, external fixing lugs		
	i 16 – empty, grey, for VDE approved single terminals	333 916 01	40
	i 16 – 2,5², grey, 5 interlockable screw terminals 2,5 mm²	333 416 01	40
	i 16 – SL, grey, 5 screwless terminals 5 x 1,0-2,5 mm²	333 816 01	40
	i 16 – Logic, grey, els-Logic terminal with 5 x 1,0-2,5 mm² **New**	333 316 01	40

Entries

Type	Description	Order No.	Packing Qty
2K-12 85 x 85 x 37 mm	IP 55 junction box according to E DIN IEC 60998-2-5, U_i=400 V, 12 entries, 2 bottom entries, with soft self sealing entry membranes, seal range for conductors from 2 - 14 mm		
  Entries	**2K-12 – empty, grey**	344 912 01	50
	2K-12 – empty, white	344 612 01	50
	2K-12 – SL, grey, 5 screwless terminals 5 x 1,0-2,5 mm²	344 812 01	50
	2K-12 – SL, white, 5 screwless terminals 5 x 1,0-2,5 mm²	344 512 01	50
	2K-12 – 2,5², grey, pole screw terminal 2,5/4,0 mm²	344 412 01	50
	2K-12 – 2,5², white, pole screw terminal 2,5/4,0 mm²	344 112 01	50
	2K-12 – Logic, grey, els-Logic terminal with 5 x 1,0-2,5 mm² **New**	344 312 01	50
AP 7 78 x 78 x 27 mm	IP 30 surface-mounted junction box according to DIN VDE 0606, U_i=400 V, 7 entries, 1 bottom entry		
 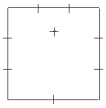 Entries	**AP 7 – empty,** white	315 607 01	50
	AP 7 – 2,5², white, 5 screw terminals 2,5 mm²	315 107 01	50
	Recommended accessories: IP 30 mini-conduit adapter, white	233 430 01	600 / 100
UP 6 80 mm Ø, Höhe 32 mm	IP 54 flush-mounted box according to DIN VDE 0606, U_i=400 V, with self-sealing entry membranes and separate flush-fitting lid		
 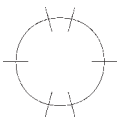 Entries	**UP 6 – empty,** grey	306 906 01	50
	UP 6 – 2,5², grey, 5-pole terminal 2,5 mm²	306 406 01	50
Cable splicing sleeve	IP 54 cable splicing sleeve according to VDE 0606, U_i=400 V, with terminal block insert, for fixed installation with cleat		
	**KVM 025,** grey, 5 x 2,5 mm²	305 425 01	10
	KVM 060, grey, 5 x 6 mm²	305 460 01	10
EIB Junction box	IP 30 junction box, 20 mm high, 60 mm Ø, with lid, for connecting data cables, suitable for fitting into any normal commercial flush mounted, cavity wall or ceiling box, 7 entries in box, 3 entries in lid		
	**EIB 10 - empty,** grey	305 907 01	50