IZ5035

IZB30,8-BPKG/AS

Metallhülse Ø 4mm
Steckverbindung

Schaltabstand 0,8mm [b]
bündig einbaubar

CE

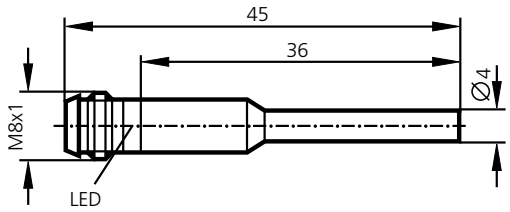

Elektrische Ausführung Ausgangsfunktion		3-Leiter DC PNP Schließer
Betriebsspannung	[V]	10 ... 36 DC
Strombelastbarkeit (Dauer) Strombelastbarkeit (Kurzzeit)	[mA] [mA]	150 —
Mindestlaststrom	[mA]	—
Kurzschlußschutz, getaktet		•
Verpolungssicher / überlastfest		•
Spannungsabfall (max. Last)	[V]	< 2,5
Reststrom	[mA]	—
Stromaufnahme	[mA]	< 15 (24V)
Schaltfrequenz	[Hz]	800
Realschaltabstand Sr	[mm]	0,8 ± 10%
Arbeitsabstand	[mm]	0 ... 0,65
Schaltpunktdrift	[% von Sr]	-10 ... +10
Hysterese	[% von Sr]	1 ... 15
Korrekturfaktoren		Stahl (St37) = 1; V2A ca. 0,7; Ms ca. 0,4; Al ca. 0,3; Cu ca. 0,2
Schaltzustandsanzeige		LED rot (4 x 90°)
Umgebungstemperatur	[°C]	-25 ... +80
Schutzart, Schutzklasse		IP 65
EMV		prEN 60947-5-2 Annex X; EN 55011 Klasse B
Gehäusewerkstoff		V2A (1.4305); LCP
Anschluß		M8-Steckverbindung
Anschlußschema		

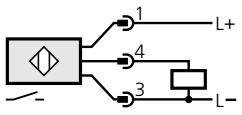

IZ5035

IZB30,8-BPKG/AS

Metal housing Ø 4mm
Plug and socket

Sensing range 0.8mm [f]
flush mountable

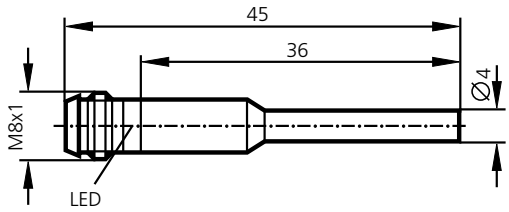

Electrical Design Output		3-wire DC PNP normally open
Operating voltage	[V]	10 ... 36 DC
Current rating (continuous) Current rating (peak)	[mA] [mA]	150 —
Minimum load current	[mA]	—
Short circuit protection		•
Reverse polarity / overload protection		•
Voltage drop	[V]	< 2.5
Leakage current	[mA]	—
Current consumption	[mA]	< 15 (24V)
Switching frequency	[Hz]	800
Real sensing range Sr	[mm]	0.8 ± 10%
Operating distance	[mm]	0 ... 0.65
Switch-point drift	[% of Sr]	-10 ... +10
Hysteresis	[% of Sr]	1 ... 15
Correction factors		steel = 1; stainless steel approx. 0.7; Ms approx. 0.4; Al approx. 0.3; Cu approx. 0.2
Output status indication		LED red (4 x 90°)
Operating temperature	[°C]	-25 ... +80
Protection		IP 65
EMC		prEN 60947-5-2 annex X; EN 55011 class B
Housing material		stainless steel (303S22); LCP
Connection		M8 connector
Wiring		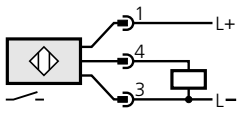

 We reserve the right to make technical alterations without prior notice.

IZ5035

IZB30,8-BPKG/AS

Boîtier métallique Ø 4mm
Raccordement par connecteur

Portée 0,8mm [b]
encastrable

CE

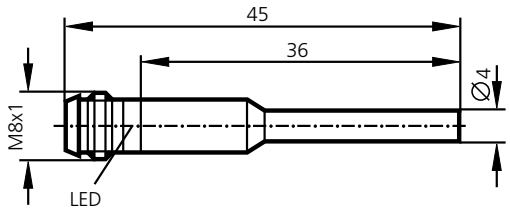

Technologie		**3 fils DC PNP**
Sortie		**normalement ouvert**
Tension d'alimentation	[V]	10 ... 36 DC
Courant de sortie (au maintien)	[mA]	150
Courant de sortie (à l'appel)	[mA]	—
Courant de sortie minimum	[mA]	—
Protégé: courts-circuits		•
Protégé: inv. de pol. et surcharges		•
Chute tension / charge maxi	[V]	< 2,5
Courant résiduel	[mA]	—
Consommation	[mA]	< 15 (24V)
Fréquence de commutation	[Hz]	800
Portée réelle Sr	[mm]	0,8 ± 10%
Portée de travail	[mm]	0 ... 0,65
Dérive du point de commm.	[% de Sr]	-10 ... +10
Hystérésis	[% de Sr]	1 ... 15
Facteurs de correction		acier = 1; V2A (303) env. 0,7; Ms env. 0,4; Al env. 0,3; Cu env. 0,2
Indication de commutation		LED rouge (4 x 90°)
Température ambiante	[°C]	-25 ... +80
Protection		IP 65
CEM		prEN 60947-5-2 annexe X; EN 55011 classe B
Boîtier		INOX (304); LCP
Raccordement		embase M8
Schéma de branchement		

