EAO – Your Expert Partner for
Human Machine Interfaces

K84-603.4709S Yellow 24V illum pushbutton

Comprises 84-1101.0 - Illum pushbutton actuator



Picture of 84-1101.0 Actuator

necessary components



84-7111.400
Lens plastic



84-8511.4640
Switching element illuminated

optional accessories



84-900 x 2
Plug to provide IP67 sealing from rear

84-1101.0 - Illuminated pushbutton actuator

84-1101.0 - Illuminated pushbutton actuator

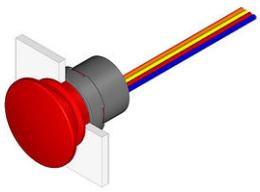

Attention: The preview is based on a sample product. This can differ from your current configuration.

Mounting

Mounting cut-out	Ø 22.5 mm
Mounting style	flush mounting

Front

Front ring material	Plastic
Front ring colour	black
Front dimension	Ø 25 mm
Front shape	round

Other Attributes

Weight	0.003 kg

IP-Rating

Front protection	IP 67

Actuator

Switching action	Mo

Function

Illuminated pushbutton

EAO – Your Expert Partner for
Human Machine Interfaces

84-1101.0 - Illuminated pushbutton actuator

Dimensions

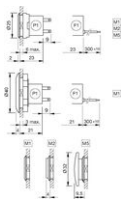

Illuminated lens, non-illuminated bezel

Mounting cut-outs

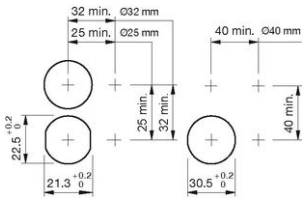

Illuminated lens, non-illuminated bezel

Wiring diagram



Additional information

Illuminated lens, non-illuminated bezel
Hole spacing 31 mm min. by using of blind plug 704.960.4

84-1101.0 - Illuminated pushbutton actuator

84-7111.400 - Lens plastic



Attention: The preview is based on a sample product. This can differ from your current configuration.

Mounting

Mounting type	level with bezel

Other Attributes

Weight	0.001 kg
Dimension	Ø 19.7 mm

Operating-/Indication part

Lens optics	transparent
Lens material	Plastic
Lens colour	yellow
Lens shape	flat
Lens illumination	illuminative

84-1101.0 - Illuminated pushbutton actuator

84-8511.4640 - Switching element illuminated



Attention: The preview is based on a sample product. This can differ from your current configuration.

Other Attributes

Weight	0.015 kg
Operation current	10 mA
Operating voltage	24 V DC

IP-Rating

Protection degree	IP 40

Connection Method

Terminal	Flat ribbon cable

Switching element

Switching system	Short-travel
Switching voltage	42 V AC/DC
Switching current	0.1 A
Contacts	1 NO
Contact material	Gold

Illumination

Illumination	Single-LED yellow

EAO – Your Expert Partner for
Human Machine Interfaces

84-1101.0 - Illuminated pushbutton actuator

Wiring diagram

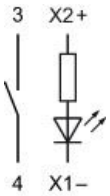

Additional information

LED and built-in resistor included
Standard version: Cable length 300 mm with insulated ferrule, plug-in terminal 2.8 x 0.8 mm.
Other options on request: Customisation of cable and connectors, rear side fully sealed (IP 67).
Protection degree (rear side): IP 40, upgrade to IP 67 with plug Art.-No. 84-900 possible. With applications where strong vibrations occure, the plugs may become loose.

84-1101.0 - Illuminated pushbutton actuator

84-900 - Plug x 2



Two plugs are used to seal the switch to IP67 from the rear

Other Attributes

Weight	0.001 kg