# STB2 Xenon & L.E.D. Tower with Junction Box

**The STB2 is a customisable visual signals featuring a tower of 2 AlertAlight ST-L101X type beacons. Each beacon position can contain either a Xenon or high output L.E.D. light source. The STB2 assembly features a pre-wired junction box and cable loom enabling the end user to determine beacon type and position during installation.**

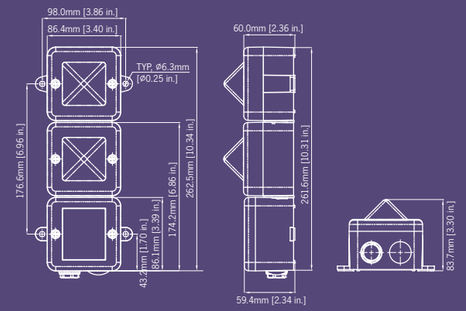





### ST-L101X Xenon Beacon:

| Version: | | Voltage: | Current: |
|---|---|---|---|
| 12V dc/ac | | 10-14V | 500mA/380mA |
| 24V dc/ac | | 20-28V | 250mA/300mA |
| 115V ac | 50/60Hz | +/-10% | 70mA |
| 230V ac | 50/60Hz | +/-10% | 35mA |

### ST-L101H L.E.D. Beacon:

| Version: | | Voltage: | Current: |
|---|---|---|---|
| DC | | 10-30V dc | 155mA (24V dc) |
| AC/DC | 50/60Hz | 90-260V ac/dc | 35mA (230V ac) |




### Part codes:

| **STB2 Junction box assembly for 2 x L101 beacons** | |
|---|---|
| Part Code: | STB2DC[x]<br>STB2AC[x] |
| Voltage: | 12/24Vdc / 115/230Vac |
| Housing Colour: | Grey/Red/White |

[x]: G=Grey, R=Red, W=White

| **ST-L101X L101 Xenon Beacon 5J** | |
|---|---|
| Part Code: | ST-L101XDC012[x]<br>ST-L101XDC024[x]<br>ST-L101XAC115[x]<br>ST-L101XAC230[x] |
| Voltage: | 12Vdc / 24Vdc / 115Vac / 230Vac |
| Lens Colour: | Amber, Blue, Clear, Green, Red, Yellow |
| **ST-L101H L101 L.E.D. Beacon** | |
| Part Code: | ST-L101HDC030[x]<br>ST-L101HAC230[x] |
| Voltage: | 10-30Vdc / 90-260Vac |
| L.E.D. Colour: | Amber, Blue, Clear, Green, Red |

[x]: A=Amber, B=Blue, C=Clear, G=Green, R=Red

Lens colour: All L.E.D. colours use a Clear lens to maximise output and to ensure the signal is most effective in high ambient light levels.

Example: For a tower of two beacons using one Xenon beacon in red plus one L.E.D. beacon in green using a 24Vdc supply in a red housing, order the following part codes:
STB2DCR
ST-L101XDC024R
ST-L101HDC024G

### Specification:

| **General:** | |
|---|---|
| Cable entries: | 2 x M20 clearance |
| Ingress Protection: | IP66 |
| Housing material: | UL94V0 & 5VA FR ABS |
| Housing colour: | RAL3000 Red, RAL7038 Grey and White |
| Lens material: | PC |
| Fixings: | Stainless Steel |
| Operating temp: | -25° to +55°C |
| Storage temp: | -40° to +70°C |
| Relative humidity: | 90% at 20°C |
| STB2 Weight: | 0.65kg |
| **ST-L101X - Xenon:** | |
| Energy: | 5 Joules (5Ws) |
| Flash rate: | 1Hz (60 fpm) |
| Peak Candela: | 500,000 cd - calc. from energy (J) |
| Effective candela: | 250 cd - calc. from energy (J) |
| Peak Candela: | 86,935 cd* - measured ref. to I.E.S. |
| Effective candela: | 200 cd* - measured ref. to I.E.S. |
| Terminals: | 0.5 to 4.0mm² cables. |
| Lens colours: | Amber, Blue, Clear, Green, Opal, Red, Yellow |
| Tube life : | Emissions are reduced to 70% after 8 million flashes |
| **ST-L101H - L.E.D:** | |
| Light source: | High intensity L.E.D. array. 24 x Superflux type high ouput L.E.D's |
| Options: | Steady or 2Hz flash mode (on board selection) |
| Effective candela: | 176 cd (Green L.E.D.) |
| Terminals: | 0.5 to 4.0mm² cables |
| L.E.D. colours: | Amber Blue, Green, Red and White |

*Candela measurements representative of performance with clear lens at optimum voltage.

### Features:

- Multiple configurations of Xenon and L.E.D. beacons.
- Internal cable loom and termination PCB simplifies installation.
- Common negative/neutral supply minimises cabling.
- Available with red, white or grey housing.
- High output L.E.D. unit can be set to steady or flashing.
- Sealed to IP66.
- Tropicalisation available on request.
- Can be combined with Sonora SONF1 audible signal.

CE

# STB3 Xenon & L.E.D. Tower with Junction Box

**The STB3 is a customisable visual signals featuring a tower of 3 AlertAlight ST-L101X type beacons. Each beacon position can contain either a Xenon or high output L.E.D. light source. The STB3 assembly features a pre-wired junction box and cable loom enabling the end user to determine beacon type and position during installation.**

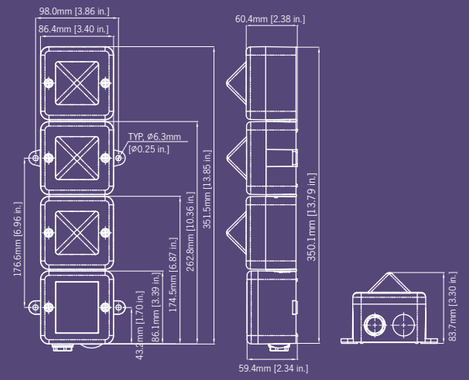





### ST-L101X Xenon Beacon:

| Version: | | Voltage: | Current: |
|---|---|---|---|
| 12V dc/ac | | 10-14V | 500mA/380mA |
| 24V dc/ac | | 20-28V | 250mA/300mA |
| 115V ac | 50/60Hz | +/-10% | 70mA |
| 230V ac | 50/60Hz | +/-10% | 35mA |

### ST-L101H L.E.D. Beacon:

| Version: | | Voltage: | Current: |
|---|---|---|---|
| DC | | 10-30V dc | 155mA (24V dc) |
| AC/DC | 50/60Hz | 90-260V ac/dc | 35mA (230V ac) |



### Part codes:

| STB3 Junction box assembly for 3 x L101 beacons | |
|---|---|
| Part Code: | STB3DC[x]<br>STB3AC[x] |
| Voltage: | 12/24Vdc / 115/230Vac |
| Housing Colour: | Grey/Red/White |

[x]: G=Grey, R=Red, W=White

| ST-L101X L101 Xenon Beacon 5J | |
|---|---|
| Part Code: | ST-L101XDC012[x]<br>ST-L101XDC024[x]<br>ST-L101XAC115[x]<br>ST-L101XAC230[x] |
| Voltage: | 12Vdc / 24Vdc / 115Vac / 230Vac |
| Lens Colour: | Amber, Blue, Clear, Green, Red, Yellow |
| **ST-L101H L101 L.E.D. Beacon** | |
| Part Code: | ST-L101HDC030[x]<br>ST-L101HAC230[x] |
| Voltage: | 10-30Vdc / 90-260Vac |
| L.E.D. Colour: | Amber, Blue, Clear, Green, Red |

Lens colour: All L.E.D. colours use a Clear lens to maximise output and to ensure the signal is most effective in high ambient light levels.

[x]: A=Amber, B=Blue, C=Clear, G=Green, R=Red

Example: For a tower of three beacons using two Xenon beacons, one red, one amber plus one L.E.D. beacon in green using a 24Vdc supply in a red housing, order the following part codes:
STB3DCR
ST-L101XDC024R
ST-L101XDC024A
ST-L101HDC024G

### Specification:

| General: | |
|---|---|
| Cable entries: | 2 x M20 clearance |
| Ingress Protection: | IP66 |
| Housing material: | UL94V0 & 5VA FR ABS |
| Housing colour: | RAL3000 Red, RAL7038 Grey and White |
| Lens material: | PC |
| Fixings: | Stainless Steel |
| Operating temp: | -25° to +55°C |
| Storage temp: | -40° to +70°C |
| Relative humidity: | 90% at 20°C |
| STB3 Weight: | 0.85kg |
| **ST-L101X - Xenon:** | |
| Energy: | 5 Joules (5Ws) |
| Flash rate: | 1Hz (60 fpm) |
| Peak Candela: | 500,000 cd - calc. from energy (J) |
| Effective candela: | 250 cd - calc. from energy (J) |
| Peak Candela: | 86,935 cd* - measured ref. to I.E.S. |
| Effective candela: | 200 cd* - measured ref. to I.E.S. |
| Terminals: | 0.5 to 4.0mm² cables. |
| Lens colours: | Amber, Blue, Clear, Green, Opal, Red, Yellow |
| Tube life : | Emissions are reduced to 70% after 8 million flashes |
| **ST-L101H - L.E.D:** | |
| Light source: | High intensity L.E.D. array. 24 x Superflux type high ouput L.E.D's |
| Options: | Steady or 2Hz flash mode (on board selection) |
| Effective candela: | 176 cd (Green L.E.D.) |
| Terminals: | 0.5 to 4.0mm² cables |
| L.E.D. colours: | Amber Blue, Green, Red and White |

*Candela measurements representative of performance with clear lens at optimum voltage.

### Features:

- Multiple configurations of Xenon and L.E.D. beacons.
- Internal cable loom and termination PCB simplifies installation.
- Common negative/neutral supply minimises cabling.
- Available with red, white or grey housing.
- High output L.E.D. unit can be set to steady or flashing.
- Sealed to IP66.
- Tropicalisation available on request.
- Can be combined with Sonora SONF1 audible signal.

CE

# STB4 Xenon & L.E.D. Tower with Junction Box

**The STB4 is a customisable visual signals featuring a tower of 4 AlertAlight ST-L101X type beacons. Each beacon position can contain either a Xenon or high output L.E.D. light source. The STB4 assembly features a pre-wired junction box and cable loom enabling the end user to determine beacon type and position during installation.**

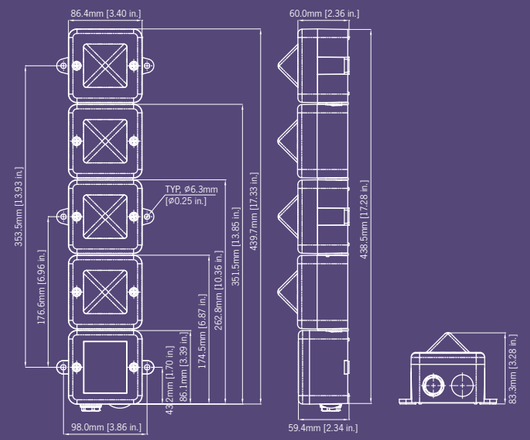





### ST-L101X Xenon Beacon:

| Version: | | Voltage: | Current: |
|---|---|---|---|
| 12V dc/ac | | 10-14V | 500mA/380mA |
| 24V dc/ac | | 20-28V | 250mA/300mA |
| 115V ac | 50/60Hz | +/-10% | 70mA |
| 230V ac | 50/60Hz | +/-10% | 35mA |

### ST-L101H L.E.D. Beacon:

| Version: | | Voltage: | Current: |
|---|---|---|---|
| DC | | 10-30V dc | 155mA (24V dc) |
| AC/DC | 50/60Hz | 90-260V ac/dc | 35mA (230V ac) |




### Part codes:

| **STB4 Junction box assembly for 4 x L101 beacons** | |
|---|---|
| Part Code: | STB4DC[x]<br>STB4AC[x] |
| Voltage: | 12/24Vdc / 115/230Vac |
| Housing Colour: | Grey/Red/White |

[x]: G=Grey, R=Red, W=White

| **ST-L101X L101 Xenon Beacon 5J** | |
|---|---|
| Part Code: | ST-L101XDC012[x]<br>ST-L101XDC024[x]<br>ST-L101XAC115[x]<br>ST-L101XAC230[x] |
| Voltage: | 12Vdc / 24Vdc / 115Vac / 230Vac |
| Lens Colour: | Amber, Blue, Clear, Green, Red, Yellow |
| **ST-L101H L101 L.E.D. Beacon** | |
| Part Code: | ST-L101HDC030[x]<br>ST-L101HAC230[x] |
| Voltage: | 10-30Vdc / 90-260Vac |
| L.E.D. Colour: | Amber, Blue, Clear, Green, Red |

Lens colour: All L.E.D. colours use a Clear lens to maximise output and to ensure the signal is most effective in high ambient light levels.

[x]: A=Amber, B=Blue, C=Clear, G=Green, R=Red

Example: For a tower of four beacons using three Xenon beacons, one red, one amber, one clear plus one L.E.D. beacon in green using a 24Vdc supply in a red housing, order the following part codes:
STB4DCR
ST-L101XDC024R
ST-L101XDC024A
ST-L101XDC024C
ST-L101HDC024G

### Specification:

| **General:** | |
|---|---|
| Cable entries: | 2 x M20 clearance |
| Ingress Protection: | IP66 |
| Housing material: | UL94V0 & 5VA FR ABS |
| Housing colour: | RAL3000 Red, RAL7038 Grey and White |
| Lens material: | PC |
| Fixings: | Stainless Steel |
| Operating temp: | -25° to +55°C |
| Storage temp: | -40° to +70°C |
| Relative humidity: | 90% at 20°C |
| STB4 Weight: | 1.05kg |
| **ST-L101X - Xenon:** | |
| Energy: | 5 Joules (5Ws) |
| Flash rate: | 1Hz (60 fpm) |
| Peak Candela: | 500,000 cd - calc. from energy (J) |
| Effective candela: | 250 cd - calc. from energy (J) |
| Peak Candela: | 86,935 cd* - measured ref. to I.E.S. |
| Effective candela: | 200 cd* - measured ref. to I.E.S. |
| Terminals: | 0.5 to 4.0mm² cables. |
| Lens colours: | Amber, Blue, Clear, Green, Opal, Red, Yellow |
| Tube life : | Emissions are reduced to 70% after 8 million flashes |
| **ST-L101H - L.E.D:** | |
| Light source: | High intensity L.E.D. array. 24 x Superflux type high ouput L.E.D's |
| Options: | Steady or 2Hz flash mode (on board selection) |
| Effective candela: | 176 cd (Green L.E.D.) |
| Terminals: | 0.5 to 4.0mm² cables |
| L.E.D. colours: | Amber Blue, Green, Red and White |

Lens colour: All L.E.D. colours use a Clear lens to maximise output and to ensure the signal is most effective in high ambient light levels.

*Candela measurements representative of performance with clear lens at optimum voltage.

### Features:

- Multiple configurations of Xenon and L.E.D. beacons.
- Internal cable loom and termination PCB simplifies installation.
- Common negative/neutral supply minimises cabling.
- Available with red, white or grey housing.
- High output L.E.D. unit can be set to steady or flashing.
- Sealed to IP66.
- Tropicalisation available on request.
- Can be combined with Sonora SONF1 audible signal.

CE

# STA2 Alarm Sounder, Xenon & L.E.D. Tower with Junction Box

**The STA2 is a customisable audio-visual signals featuring a tower of 2 AlertAlight L101 type beacons combined with a SONF1 alarm sounder. Each beacon position can contain either a Xenon or high output L.E.D. light source. The STA2 assembly features a pre-wired junction box and cable loom enabling the end user to determine beacon type and position during installation.**

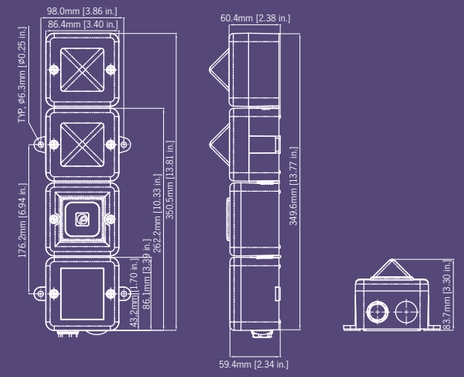





## Tone table:

| Stage 1 | Frequency Description. | Stage 2 |
|---|---|---|
| Tone 1 | 800/1000Hz @ 0.25 sec Alternating | Tone 8 |
| Tone 2 | 500/1200Hz @ 0.3Hz 0.5 sec Slow Whoop | Tone 1 |
| Tone 3 | 1200/500Hz @ 1Hz - DIN / PFEER P.T.A.P. | Tone 8 |
| Tone 4 | 544Hz (100mS)/440Hz (400mS) - NF S 32-001 | Tone 9 |
| Tone 5 | Bell | Tone 1 |
| Tone 6 | 800/1000Hz @ 7Hz Sweeping | Tone 8 |
| Tone 7 | 500-1200Hz 3.75sec /0.25sec. Australian Evac. | Tone 10 |
| Tone 8 | 1000Hz Continuous - PFEER Toxic Gas | |
| Tone 9 | Continuous 554Hz | |
| Tone 10 | 420Hz @ 0.625 sec Australian Alert | |

Where applicable following tones are available on AC voltage versions:

| Stage 1 | Frequency Description. |
|---|---|
| Tone 1 | 800/1000Hz @ 0.25 sec Alternating |
| Tone 2 | 500/1200Hz @ 0.3Hz 0.5 sec Slow Whoop |
| Tone 3 | 1200/500Hz @ 1Hz - DIN / PFEER P.T.A.P. |
| Tone 4 | 544Hz (100mS)/440Hz (400mS) - NF S 32-001 |
| Tone 5 | 1000Hz Continuous - PFEER Toxic Gas |
| Tone 6 | Bell |
| Tone 7 | 800/1000Hz @ 7Hz Sweeping |
| Tone 8 | 2400/2900Hz @ 50Hz Sweeping |
| Tone 9 | 420Hz @ 0.625 sec Australian Alert |
| Tone 10 | 500-1200Hz 3.75sec /0.25sec. Australian Evac. |

Country specific or custom tone configurations and alarm frequencies are available upon request.

## Part codes:

| STA2 Junction box assembly for 2 x L101 beacons | |
|---|---|
| Part Code: | STA2DC024[x]<br>STA2AC115[x]<br>STA2AC230[x] |
| Voltage: | 12/24Vdc / 115Vac / 230Vac |
| Housing Colour: | Grey/Red/White |

[x]: G=Grey, R=Red, W=White

| ST-L101X Xenon Beacon 5J | |
|---|---|
| Part Code: | ST-L101XDC012[x]<br>ST-L101XDC024[x]<br>ST-L101XAC115[x]<br>ST-L101XAC230[x] |
| Voltage: | 12Vdc / 24Vdc / 115Vac / 230Vac |
| Lens Colour: | Amber, Blue, Clear, Green, Red, Yellow |

| ST-L101H L.E.D. Beacon | |
|---|---|
| Part Code: | ST-L101HDC030[x]<br>ST-L101HAC230[x] |
| Voltage: | 10-30Vdc / 90-260Vac |
| L.E.D. Colour: | Amber, Blue, Clear, Green, Red |

[x]: A=Amber, B=Blue, C=Clear, G=Green, R=Red

Example: For a tower of A SONF1 alarm sounder plus two beacons using one Xenon beacon in red plus one L.E.D. beacon in green using a 24Vdc supply in a red housing, order the following part codes:
STA2DC024R
ST-L101XDC024R
ST-L101HDC024G

## Specification:

| SONF1 - Alarm Sounder: | |
|---|---|
| Maximum output: | 100dB(A) @ 1 metre |
| Nominal output: | 99dB(A) @ 1m +/- 3dB - Tone 1 |
| No. of tones: | 10 (UKOOA / PFEER compliant) |
| No. of stages: | 2 (AC units are single stage) |
| Volume control: | On board potentiometer |
| Effective range: | 30m @ 1KHz |
| Monitoring: | Reverse polarity diode protection on DC units. |
| Terminals: | 0.5 to 1.5mm² cables. |

| ST-L101X - Xenon: | |
|---|---|
| Energy: | 5 Joules (5Ws) |
| Flash rate: | 1Hz (60 fpm) |
| Peak Candela: | 500,000 cd - calc. from energy (J) |
| Effective candela: | 250 cd - calc. from energy (J) |
| Peak Candela: | 86,935 cd* - measured ref. to I.E.S. |
| Effective candela: | 200 cd* - measured ref. to I.E.S. |
| Terminals: | 0.5 to 4.0mm² cables. |
| Lens colours: | Amber, Blue, Clear, Green, Opal, Red, Yellow |
| Tube life : | Emissions are reduced to 70% after 8 million flashes |

| ST-L101H - L.E.D: | |
|---|---|
| Light source: | High intensity L.E.D. array.<br>24 x Superflux type high ouput L.E.D's |
| Options: | Steady or 2Hz flash mode (on board selection) |
| Effective candela: | 176 cd (Green L.E.D.) |
| Terminals: | 0.5 to 4.0mm² cables |
| L.E.D. colours: | Amber Blue, Green, Red and White |

Lens colour: All L.E.D. colours use a Clear lens to maximise output and to ensure the signal is most effective in high ambient light levels.

*Candela measurements representative of performance with clear lens at optimum voltage.

## Features:

- SONF1 alarm sounder synchronises automatically on multi-unit systems.
- Multiple configurations of Xenon and L.E.D. beacons.
- Internal cable loom and termination PCB simplifies installation.
- Common negative/neutral supply minimises cabling.
- High output L.E.D. unit can be set to steady or flashing.
- Available with red, white or grey housing.
- Sealed to IP66.
- Tropicalisation available on request.
- Also available without SONF1 audible signal.

CE
0786-CPD-20338

# STA3 Alarm Sounder, Xenon & L.E.D. Tower with Junction Box

**The STA3 is a customisable audio-visual signals featuring a tower of 3 AlertAlight L101 type beacons combined with a SONF1 alarm sounder. Each beacon position can contain either a Xenon or high output L.E.D. light source. The STA3 assembly features a pre-wired junction box and cable loom enabling the end user to determine beacon type and position during installation.**

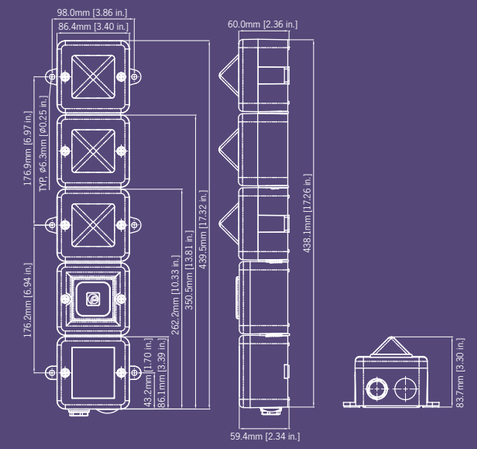





## Tone table:

| Stage 1 | Frequency Description. | Stage 2 |
|---|---|---|
| Tone 1 | 800/1000Hz @ 0.25 sec Alternating | Tone 8 |
| Tone 2 | 500/1200Hz @ 0.3Hz 0.5 sec Slow Whoop | Tone 1 |
| Tone 3 | 1200/500Hz @ 1Hz - DIN / PFEER P.T.A.P. | Tone 8 |
| Tone 4 | 544Hz (100mS)/440Hz (400mS) - NF S 32-001 | Tone 9 |
| Tone 5 | Bell | Tone 1 |
| Tone 6 | 800/1000Hz @ 7Hz Sweeping | Tone 8 |
| Tone 7 | 500-1200Hz 3.75sec /0.25sec. Australian Evac. | Tone 10 |
| Tone 8 | 1000Hz Continuous - PFEER Toxic Gas | |
| Tone 9 | Continuous 554Hz | |
| Tone 10 | 420Hz @ 0.625 sec Australian Alert | |

Where applicable following tones are available on AC voltage versions:

| Stage 1 | Frequency Description. |
|---|---|
| Tone 1 | 800/1000Hz @ 0.25 sec Alternating |
| Tone 2 | 500/1200Hz @ 0.3Hz 0.5 sec Slow Whoop |
| Tone 3 | 1200/500Hz @ 1Hz - DIN / PFEER P.T.A.P. |
| Tone 4 | 544Hz (100mS)/440Hz (400mS) - NF S 32-001 |
| Tone 5 | 1000Hz Continuous - PFEER Toxic Gas |
| Tone 6 | Bell |
| Tone 7 | 800/1000Hz @ 7Hz Sweeping |
| Tone 8 | 2400/2900Hz @ 50Hz Sweeping |
| Tone 9 | 420Hz @ 0.625 sec Australian Alert |
| Tone 10 | 500-1200Hz 3.75sec /0.25sec. Australian Evac. |

Country specific or custom tone configurations and alarm frequencies are available upon request.

## Part codes:

**STA3 Junction box assembly for 2 x L101 beacons**

| | |
|---|---|
| Part Code: | STA3DC024[x]<br>STA3AC115[x]<br>STA3AC230[x] |
| Voltage: | 12/24Vdc / 115Vac / 230Vac |
| Housing Colour: | Grey/Red/White |

[x]: G=Grey, R=Red, W=White

**ST-L101X Xenon Beacon 5J**

| | |
|---|---|
| Part Code: | ST-L101XDC012[x]<br>ST-L101XDC024[x]<br>ST-L101XAC115[x]<br>ST-L101XAC230[x] |
| Voltage: | 12Vdc / 24Vdc / 115Vac / 230Vac |
| Lens Colour: | Amber, Blue, Clear, Green, Red, Yellow |

**ST-L101H L.E.D. Beacon**

| | |
|---|---|
| Part Code: | ST-L101HDC030[x]<br>ST-L101HAC230[x] |
| Voltage: | 10-30Vdc / 90-260Vac |
| L.E.D. Colour: | Amber, Blue, Clear, Green, Red |

[x]: A=Amber, B=Blue, C=Clear, G=Green, R=Red

Example: For a tower of A SONF1 alarm sounder plus three beacons using two Xenon beacons, one red, one amber plus one L.E.D. beacon in green using a 24Vdc supply in a red housing, order the following part codes:
STA3DC024R
ST-L101XDC024R
ST-L101XDC024A
ST-L101HDC024G

## Specification:

**SONF1 - Alarm Sounder:**

| | |
|---|---|
| Maximum output: | 100dB(A) @ 1 metre |
| Nominal output: | 99dB(A) @ 1m +/- 3dB - Tone 1 |
| No. of tones: | 10 (UKOOA / PFEER compliant) |
| No. of stages: | 2 (AC units are single stage) |
| Volume control: | On board potentiometer |
| Effective range: | 30m @ 1KHz |
| Monitoring: | Reverse polarity diode protection on DC units. |
| Terminals: | 0.5 to 1.5mm² cables. |

**ST-L101X - Xenon:**

| | |
|---|---|
| Energy: | 5 Joules (5Ws) |
| Flash rate: | 1Hz (60 fpm) |
| Peak Candela: | 500,000 cd - calc. from energy (J) |
| Effective candela: | 250 cd - calc. from energy (J) |
| Peak Candela: | 86,935 cd* - measured ref. to I.E.S. |
| Effective candela: | 200 cd* - measured ref. to I.E.S. |
| Terminals: | 0.5 to 4.0mm² cables. |
| Lens colours: | Amber, Blue, Clear, Green, Opal, Red, Yellow |
| Tube life : | Emissions are reduced to 70% after 8 million flashes |

**ST-L101H - L.E.D:**

| | |
|---|---|
| Light source: | High intensity L.E.D. array. 24 x Superflux type high ouput L.E.D's |
| Options: | Steady or 2Hz flash mode (on board selection) |
| Effective candela: | 176 cd (Green L.E.D.) |
| Terminals: | 0.5 to 4.0mm² cables |
| L.E.D. colours: | Amber Blue, Green, Red and White |

Lens colour: All L.E.D. colours use a Clear lens to maximise output and to ensure the signal is most effective in high ambient light levels.

*Candela measurements representative of performance with clear lens at optimum voltage.

## Features:

- SONF1 alarm sounder synchronises automatically on multi-unit systems.
- Multiple configurations of Xenon and L.E.D. beacons.
- Internal cable loom and termination PCB simplifies installation.
- Common negative/neutral supply minimises cabling.
- High output L.E.D. unit can be set to steady or flashing.
- Available with red, white or grey housing.
- Sealed to IP66.
- Tropicalisation available on request.
- Also available without SONF1 audible signal.

CE
0786-CPD-20338

# STA4 Alarm Sounder, Xenon & L.E.D. Tower with Junction Box

**The STA4 is a customisable audio-visual signals featuring a tower of 4 AlertAlight L101 type beacons combined with a SONF1 alarm sounder. Each beacon position can contain either a Xenon or high output L.E.D. light source. The STA4 assembly features a pre-wired junction box and cable loom enabling the end user to determine beacon type and position during installation.**

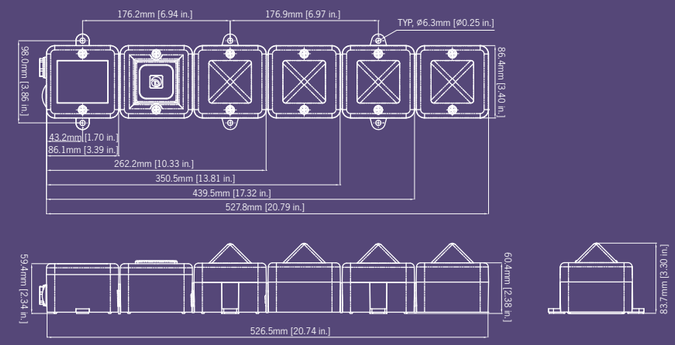





## Tone table:

| Stage 1 | Frequency Description. | Stage 2 |
|---|---|---|
| Tone 1 | 800/1000Hz @ 0.25 sec Alternating | Tone 8 |
| Tone 2 | 500/1200Hz @ 0.3Hz 0.5 sec Slow Whoop | Tone 1 |
| Tone 3 | 1200/500Hz @ 1Hz - DIN / PFEER P.T.A.P. | Tone 8 |
| Tone 4 | 544Hz (100mS)/440Hz (400mS) - NF S 32-001 | Tone 9 |
| Tone 5 | Bell | Tone 1 |
| Tone 6 | 800/1000Hz @ 7Hz Sweeping | Tone 8 |
| Tone 7 | 500-1200Hz 3.75sec /0.25sec. Australian Evac. | Tone 10 |
| Tone 8 | 1000Hz Continuous - PFEER Toxic Gas | |
| Tone 9 | Continuous 554Hz | |
| Tone 10 | 420Hz @ 0.625 sec Australian Alert | |

Where applicable following tones are available on AC voltage versions:

| Stage 1 | Frequency Description. |
|---|---|
| Tone 1 | 800/1000Hz @ 0.25 sec Alternating |
| Tone 2 | 500/1200Hz @ 0.3Hz 0.5 sec Slow Whoop |
| Tone 3 | 1200/500Hz @ 1Hz - DIN / PFEER P.T.A.P. |
| Tone 4 | 544Hz (100mS)/440Hz (400mS) - NF S 32-001 |
| Tone 5 | 1000Hz Continuous - PFEER Toxic Gas |
| Tone 6 | Bell |
| Tone 7 | 800/1000Hz @ 7Hz Sweeping |
| Tone 8 | 2400/2900Hz @ 50Hz Sweeping |
| Tone 9 | 420Hz @ 0.625 sec Australian Alert |
| Tone 10 | 500-1200Hz 3.75sec /0.25sec. Australian Evac. |

Country specific or custom tone configurations and alarm frequencies are available upon request.

## Part codes:

| **STA4 Junction box assembly for 4 x L101 beacons** | |
|---|---|
| Part Code: | STA4DC024[x]<br>STA4AC115[x]<br>STA4AC230[x] |
| Voltage: | 12/24Vdc / 115Vac / 230Vac |
| Housing Colour: | Grey/Red/White |

[x]: G=Grey, R=Red, W=White

| **ST-L101X Xenon Beacon 5J** | |
|---|---|
| Part Code: | ST-L101XDC012[x]<br>ST-L101XDC024[x]<br>ST-L101XAC115[x]<br>ST-L101XAC230[x] |
| Voltage: | 12Vdc / 24Vdc / 115Vac / 230Vac |
| Lens Colour: | Amber, Blue, Clear, Green, Red, Yellow |
| **ST-L101H L.E.D. Beacon** | |
| Part Code: | ST-L101HDC030[x]<br>ST-L101HAC230[x] |
| Voltage: | 10-30Vdc / 90-260Vac |
| L.E.D. Colour: | Amber, Blue, Clear, Green, Red |

[x]: A=Amber, B=Blue, C=Clear, G=Green, R=Red

Example: For a tower of A SONF1 alarm sounder plus four beacons using two Xenon beacons, one red, one amber plus one clear L.E.D. beacon in one in green using a 24Vdc supply in a red housing, order the following part codes:
STA3DC024R
ST-L101XDC024R
ST-L101XDC024A
ST-L101HDC024C
ST-L101HDC024G

## Specification:

| **SONF1 - Alarm Sounder:** | |
|---|---|
| Maximum output: | 100dB(A) @ 1 metre |
| Nominal output: | 99dB(A) @ 1m +/- 3dB - Tone 1 |
| No. of tones: | 10 (UKOOA / PFEER compliant) |
| No. of stages: | 2 (AC units are single stage) |
| Volume control: | On board potentiometer |
| Effective range: | 30m @ 1KHz |
| Monitoring: | Reverse polarity diode protection on DC units. |
| Terminals: | 0.5 to 1.5mm² cables. |
| **ST-L101X - Xenon:** | |
| Energy: | 5 Joules (5Ws) |
| Flash rate: | 1Hz (60 fpm) |
| Peak Candela: | 500,000 cd - calc. from energy (J) |
| Effective candela: | 250 cd - calc. from energy (J) |
| Peak Candela: | 86,935 cd* - measured ref. to I.E.S. |
| Effective candela: | 200 cd* - measured ref. to I.E.S. |
| Terminals: | 0.5 to 4.0mm² cables. |
| Lens colours: | Amber, Blue, Clear, Green, Opal, Red, Yellow |
| Tube life : | Emissions are reduced to 70% after 8 million flashes |
| **ST-L101H - L.E.D:** | |
| Light source: | High intensity L.E.D. array. 24 x Superflux type high ouput L.E.D's |
| Options: | Steady or 2Hz flash mode (on board selection) |
| Effective candela: | 176 cd (Green L.E.D.) |
| Terminals: | 0.5 to 4.0mm² cables |
| L.E.D. colours: | Amber Blue, Green, Red and White |

Lens colour: All L.E.D. colours use a Clear lens to maximise output and to ensure the signal is most effective in high ambient light levels.

*Candela measurements representative of performance with clear lens at optimum voltage.

## Features:

- SONF1 alarm sounder synchronises automatically on multi-unit systems.
- Multiple configurations of Xenon and L.E.D. beacons.
- Internal cable loom and termination PCB simplifies installation.
- Common negative/neutral supply minimises cabling.
- High output L.E.D. unit can be set to steady or flashing.
- Available with red, white or grey housing.
- Sealed to IP66.
- Tropicalisation available on request.
- Also available without SONF1 audible signal.

CE
0786-CPD-20338