Ex-Emergency light fitting

CROUSE-HINDS SERIES

Robust light fixtures for your emergency system

Planete 400, AB 121108-EVG, EE 11 PL

Emergency luminaires with self-contained battery for Ex-Zone 1 and 21



EATON

Powering Business Worldwide

Ex-emergency luminaires

Planete 400 AD DL / GG+ LED emergency lighting luminaire with self-contained battery system made of metal for Zone 1 and 21
AB 12108-EVG safety luminaire made of metal for Zone 1 and 21
EE 11 PL emergency lighting luminaire with self-contained battery system made of metal for Zone 1 and 21

The robust safety concept for hazardous areas

With its robust flameproof enclosure made of copper-free aluminium (Cu < 0.1%), the high degree of protection IP67 and the protective tube made of borosilicate glass with high mechanical and thermal resistance, this luminaire series is ideal for use in areas with adverse environmental conditions.

Central monitoring

The Ex luminaire AB 12108-EVG is equipped with an electronic ballast and with an 8-W fluorescent lamp for mains and emergency lighting. With the optional built-in V-CG-S monitoring module with coding switch for max. 20 addresses, this luminaire can also be used as an individually monitored emergency lighting luminaire that is connected to a CEAG emergency lighting supply system. With this, the operator can programme the switching mode according to the respective requirements. Thus, as many as 20 luminaires with different switching modes can be connected to one end circuit.

LED emergency lighting luminaires with a self-contained battery system

The new Planete 400 AD DL completes our lighting portfolio with a robust light fitting in modern LED technology. An integrated micro-processor monitors the automatic function and duration test and green and yellow LEDs indicate the lighting status. The battery status of the Planete 400 AD DL CG+ type can also be monitored by the integration into an Eaton CGLine+ emergency lighting remote control system.

The Planete 400 AD DL / CG+ is equipped with 32 LEDs and ensures emergency duration of more than an hour. During mains supply (maintained operation) all LED will be on with reduced light output.

The classic solution for decentralized use

The Ex light fitting EE 11 PL with a self-contained battery system is fitted with an 11 W compact fluorescent lamp and is suitable for non-maintained operation. It has an additional 3 W for permanent lighting and is designed for a 1.5 hour emergency lighting duration. The charge status and the mains supply are also indicated by LEDs. The housing is made of a copper-free aluminium and has a borosilicate glass tube.

They are used for illuminating emergency exit routes, as well as an emergency light fitting for the identification of exits.



Features

- Housing made of copper-free aluminium with a borosilicate glass tube
- High degree of safety IP67
- 8 W fluorescent lamp for main and emergency lighting (AB 12 108-EVG)
- Maintenance-free LED illuminant with long lifespan (Planete 400)
- 11 W compact fluorescent lamp for emergency lighting (EE 11 PL)
- Operation and monitoring possible from CEAG emergency lighting system (AB 12108, Planete 400 AD DL CG+)



Ordering details

Type	Rated voltage	Thread	Ex-d Blanking plug	Order No.
Planete 400 AD DL	220 - 240 V AC	2 x 3/4" NPT, metal thread	1	**NOR 000 005 160 055**
Planete 400 AD DL		2 x M25, metal thread	1	**NOR 000 005 160 056**
Planete 400 AD DL CG+	220 - 240 V AC	2 x M25, metal thread	1	**NOR 000 005 160 066**
AB 12108-EVG		2 x 3/4" NPT, metal thread	1	**NOR 000 005 060 820**
EE 11 PL 220 - 240 V, 1.5 h	220 - 240 V AC	2 x M25, metal thread	1	**NOR 000 005 160 010**
EE 11 PL 108 - 127 V, 1.5 h	108 - 127 V AC	2 x M25, metal thread	1	**NOR 000 005 160 011**
EE 11 PL 220 - 240 V, 1.5 h	220 - 240 V AC	2 x 3/4" NPT, metal thread	1	**NOR 000 005 160 013**
EE 11 PL 108 - 127 V, 1.5 h	108 - 127 V AC	2 x 3/4" NPT, metal thread	1	**NOR 000 005 160 014**

Other silk-screen pictograms or inscriptions available on request

A wide selection of cable glands can be found at www.crouse-hinds.de/products or in the catalogue Part 2, Section 3





Accessories

Type	OU	Order No.
Pictogram foil with arrow 3 h	1	**NOR 000 000 506 915**
Pictogram foil with arrow 9 h	1	**NOR 000 000 506 907**
Pictogram foil with arrow 6 h	1	**NOR 000 000 506 966**
Pictogram foil with arrow 12 h	1	**400 71 354 383**
Pictogram foil with „EXIT"	1	**NOR 000 000 506 965**
Reflector RAB 108 (AISI 304)	1	**NOR 003 045 060 471**
Reflector RAB 108 (AISI 304) + guard (steel white epoxy coating)	1	**NOR 003 045 060 819**
Reflector RAB 108 (AISI 316)	1	**NOR 003 165 060 471**
Reflector RAB 108 (AISI 316) + guard (steel white epoxy coating)	1	**NOR 003 165 060 819**

3.4 Polar curves / dimension drawing

Planete 400 AD DL / Planete 400 AD D CG+ / AB 12108 EVG / EE 11 PL

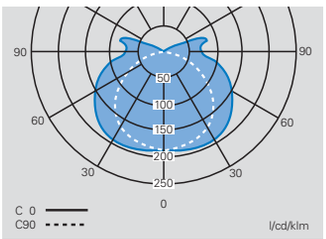

Polar curve
AB 12108-EVG

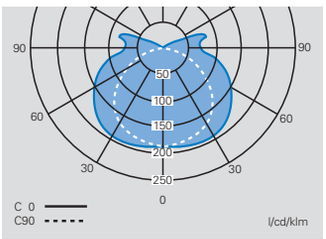

Polar curve
EE 11 PL

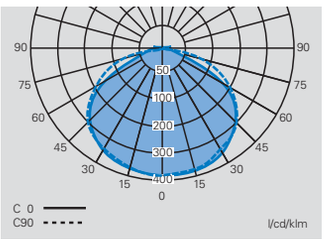

Polar curve
Planete 400

AB 12108-EVG / EE 11 PL / Planete 400

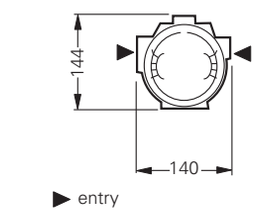

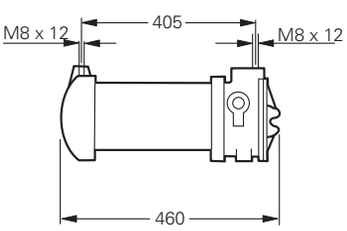

Reflector / Reflector with guard

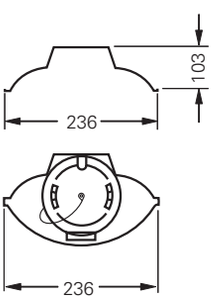

Dimensions in mm





Technical data

	Planete 400 AD DL	Planete 400 AD DL CG+	AB 12108 EVG	EE 11 PL
EC-Type Examination Certificate	LOM 03 ATEX 2036 X	LOM 03 ATEX 2036 X	LOM 02 ATEX 2013 X	LOM 03 ATEX 2036 X
IECEx Certificate of Conformity			IECEx BKI 07.0008 X	
Marking accd. to 2014/34/EU	Ⓔx II 2 G Ex d IIC T6 Gb Ⓔx II 2 D Ex tb IIIC T85 °C Db	Ⓔx II 2 G Ex d IIC T6 Gb Ⓔx II 2 D Ex tb IIIC T85 °C Db	Ⓔx II 2 G Ex d IIC T6/T5 Gb Ⓔx II 2 D Ex tb IIIC T58 °C/T73 °C Db	Ⓔx II 2 G Ex d IIC T6 Gb Ⓔx II 2 D Ex tb IIIC T85 °C Db
Marking accd. to IECEx			Ex de IIC T6/T5 Gb Ex tb IIIC T58 °C/T73 °C Db	
Permissible ambient temperature	-20 °C up to +55 °C	-20 °C up to +55 °C	-20 °C up to +55 °C (temperature class T5) -20 °C up to +40 °C (temperature class T6)	-20 °C up to +55 °C
specified data	-5 °C up to +35 °C	-5 °C up to +35 °C	-20 °C up to +40 °C	-5 °C up to +35 °C
Battery	1.7 Ah NC-accumulator	1.7 Ah NC-accumulator		4 Ah NC-accumulator
Rated power consumption	1.1 W	1.1 W	approx. 16 VA	approx. 16 VA
Rated voltage	220 - 240 V AC	220 - 240 V AC	220 - 230 V AC 220 V DC +25 %/-20 %	220 - 240 V AC
Rated voltage (optional)				108 V - 127 V AC
Frequency	50 -60 Hz	50 -60 Hz	50 Hz	50 -60 Hz
Charging duration	≥ 14 h	≥ 14 h		≥ 24 h
Power factor cos φ	0.95	0.95	0.95	0.95
Rated operating duration	1.0 h	1.0 h	for central battery system	1.5 h
Circuit			EVG	
Protection class	I	I	I	I
Viewing distance	12 m	12 m	12 m	12 m
Lamp / Illuminant	32 LEDs , 5.5 W	32 LEDs , 5.5 W	1 x 8 W/T5-fluorescent lamp for mains- and emergency operation	1 x 11 W compact fluorescent lamp for emergency operation
Lamp cap	--	--	G5 accord. IEC 60061	2G7 accord. IEC 60061
Luminous flux in mains operation	16 lm	16 lm	450 lm [1]	--
Luminous flux in emergency operation	471 lm	471 lm	337 lm (75 %) [1]	630lm [1]
Pilot lamp				white LED
Dimensions (L x W x H)	460 x 144 x 140 mm	460 x 144 x 140 mm	460 x 144 x 140 mm	460 x 144 x 140 mm
Connecting terminals	3 twin terminals x 2, 5 mm² PE ext. 2 x 6 mm²	5 twin terminals x 2, 5 mm² PE ext. 2 x 6 mm²	3 twin terminals x 2, 5 mm² PE ext. 2 x 6 mm²	3 twin terminals x 2, 5 mm² PE ext. 2 x 6 mm²
Enclosure colour	grey RAL 7032 (body), RAL 7016 (cover)	grey RAL 7032 (body), RAL 7016 (cover)	grey RAL 7032 (body), RAL 7016 (cover)	grey RAL 7032 (body), RAL 7016 (cover)
Enclosure material	copper-free aluminium with powder coating	copper-free aluminium with powder coating	copper-free aluminium with powder coating	copper-free aluminium with powder coating
Weight	5.0 kg	5.0 kg	5.3 kg	5.6 kg
Cable glands / gland plates / enclosure drilling	2 x 3/4" thread, 1 x 3,/4"screw plug or 2 x M25 thread, 1 x M25 screw plug	2 x 3/4" thread, 1 x 3,/4" screw plug or 2 x M25 thread, 1 x M25 screw plug	2 x 3/4" thread, 1 x 3,/4" screw plug or 2 x M25 thread, 1 x M25 screw plug	2 x 3/4" thread, 1 x 3,/4" screw plug or 2 x M25 thread, 1 x M25 screw plug
Type of mounting	ceiling-/wall mounting	ceiling-/wall mounting	ceiling-/wall mounting	ceiling-/wall mounting
Degree of protection accd. to EN 60529	IP67	IP67	IP67	IP67
Protective cover / protective bowl	borosilicate glass	borosilicate glass	borosilicate glass	borosilicate glass

[1] depends on used lamps

Eaton's Crouse-Hinds Business

The safety you rely on.

See the complete offering of Hazardous and Industrial Products at www.crouse-hinds.de.

U.S. (Global Headquarters): Eaton's Crouse-Hinds Business

1201 Wolf Street
Syracuse, NY 13208

(866) 764-5454
FAX: (315) 477-5179
FAX Orders Only:
(866) 653-0640

CrouseCustomerCTR@Eaton.com

For more information:
If further assistance is required, please contact an authorized Eaton Distributor, Sales Office, or Customer Service Department.

Australia
Phone +61-2-8787-2777
Fax +61-2-9609-2342
crousehindsanz@eaton.com

China
Phone +86-21-2899-3600
Fax +86-21-2899-4055
ECHsales@eaton.com

Great Britain
Phone +44-247-630-89 30
Fax +44-247-630-10 27
sales5@eaton.com

India
Phone +91-124-4683888
Fax +91-124-4683899
cchindia@eaton.com

Canada
Toll Free +1-800-265-0502
Fax +1-800-263-9504
Fax orders only:
+1-866-653-0645

Korea
Phone +82-2-3484-6783
Fax +82-2-3484-6778
CCHK-sales@
cooperindustries.com

Mexico/Latin America/ Caribbean
Phone +52-555-804-4000
Fax +52-555-804-4020
mxmercadotecnia@
cooperindustries.com

Spain
Phone +34-9-37362710
Fax +34-9-37835055
sales.CCH.es@
cooperindustries.com

Middle East (Dubai)
Phone +971-4-427-2522 / 2500
Fax +971-4-429-8521
CHMEsales@Eaton.com

The Netherlands
Phone +31-10-2452145
Fax +31-10-2452121
CHRD_mail@Eaton.com

Norway
Phone +47-32-244600
Fax +47-32-244646
CHLIoffice@eaton.com

Singapore:
Phone +65-6645-9888
Fax +65-6297-4819
CHSI-Sales@Eaton.com

Turkey
Phone +90-216-464-20-20
Fax +90-216-464-20-10
infoEGTurkey@eaton.com

Russia
Phone +7-495 510-24-27
Fax +7-495 510-24-28
info@cooper.ru.com
www.cooper-russia.ru

Cooper Crouse-Hinds GmbH
Neuer Weg – Nord 49
D-69412 Eberbach

Phone +49 (0) 6271/806-500
Fax +49 (0) 6271/806-476
E-mail info-ex@eaton.com
Internet www.crouse-hinds.de

Powering Business Worldwide

Eaton
1000 Eaton Boulevard
Cleveland, OH 44122
United States
Eaton.com

© 2020 Eaton Corporation
All Rights Reserved

Printed in Germany
Publication No. BR 300 8000
August 2020

Changes to the products, to the information contained in this document, and to prices are reserved; so are errors and omissions. Only order confirmations and technical documentation by Eaton is binding. Photos and pictures also do not warrant a specific layout or functionality. Their use in whatever form is subject to prior approval by Eaton. The same applies to Trademarks (especially Eaton, Moeller, and Cutler-Hammer). The Terms and Conditions of Eaton apply, as referenced on Eaton Internet pages and Eaton order confirmations.

Eaton's Crouse-Hinds Business
1201 Wolf Street
Syracuse, NY 13208
(866) 764-5454
CrouseCustomerCTR@Eaton.com

Eaton is a registered trademark.

All other trademarks are property of their respective owners.