BILL OF MATERIALS		
DESCRIPTION	MATERIAL	FINISH
BODY	BRASS	NICKEL
CENTER PIN	BRASS	GOLD
INSULATOR	PTFE	---
SNAP RING	BERYLLIUM COPPER	NICKEL
FERRULE	COPPER	NICKEL
GASKET	RUBBER	---

REVISION					
ZONE	REV	DESCRIPTION	DATE	CHANGED BY	APPROVED
	I	ECO-13546	4/16/2024	KDANG	AGANWANI



FERRULE

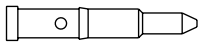

CONTACT

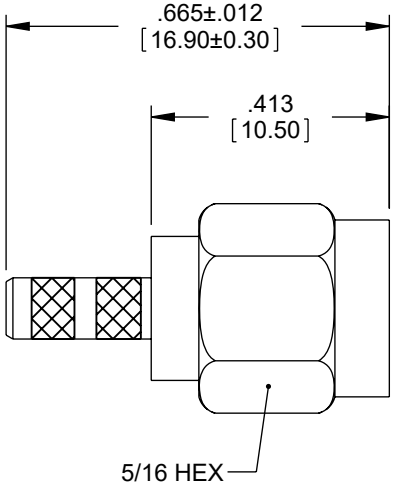

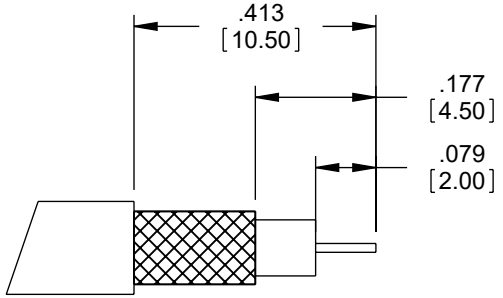

STRIPPING DIMENSIONS

NOTES:

ELECTRICAL:
IMPEDANCE: 50 OHMS.
FREQUENCY RANGE: DC-6GHz
INSULATION RESISTANCE: 5000 OHMS
WORKING VOLTAGE: 500V
CONTACT RESISTANCE:
CENTER CONTACT: ≤3.0m OHMS
OUTERCONTACT: ≤2.0m OHMS
DIELECTRIC WITH STD VOLTAGE: 1500 VOLTS rms

MISCELLANEOUS:
COMPONENT SHALL BE INDIVIDUALLY PACKAGED IN ACCORDANCE WITH L-COM SPEC. PS-0031.

NOTES:
1. CABLE ATTACHMENT:
   - OUTER: CRIMP.
   - INNER CONTACT: SOLDER.
2. CRIMP SIZE REQUIRED:
   - FERRULE: .128 [3.25] HEX. CRIMP TOOL.

THE INFORMATION CONTAINED IN THIS DRAWING IS THE SOLE PROPERTY OF INFINITE ELECTRONICS, INC. ANY REPRODUCTION IN PART OR WHOLE WITHOUT THE WRITTEN PERMISSION OF INFINITE ELECTRONICS, INC. IS PROHIBITED. THESE COMMODITIES, TECHNOLOGY OR SOFTWARE WERE EXPORTED FROM THE UNITED STATES IN ACCORDANCE WITH THE EXPORT ADMINISTRATION REGULATIONS. DIVERSION CONTRARY TO U.S. LAW PROHIBITED.

UNLESS OTHERWISE SPECIFIED
LEADING DIMENSIONS ARE INCHES
DIMENSIONS IN [ ] ARE MILLIMETERS
TOLERANCES:
.X = ±.2 [5] | FRACTIONS ± 1/32
.XX = ±.02 [0.5] | ANGLES ± 1°
.XXX = ±.005 [0.13]
CABLE LENGTH TOLERANCES:
≤12 [305] = +1 [25] / -0
>12 [305] ≤ 60 [1524] = +2 [51] / -0
>60 [1524] ≤ 120 [3048] = +4 [102] / -0
>120 [3048] ≤ 300 [7620] = +6 [152] / -0
>300 [7620] = +5% / -0
ALL DIMENSIONS ARE FOR REFERENCE ONLY AND SUBJECT TO CHANGE WITHOUT NOTICE.
UN-DIMENSIONED/NON-CRITICAL FEATURES MAY VARY IN SIZE AND LOCATION
COLORS MAY VARY

L-com®
an INFINITE brand
Website: www.L-com.com
Phone: 1.800.341.5266 | 1.978.682.6936

INTERPRET ALL DIMENSIONS AND TOLERANCES PER ASME Y14.5

SCALE	SHEET
NONE	1 OF 1

DESCRIPTION
SMA MALE CRIMP FOR RG174, 188, 316 CABLE

SIZE	CAGE CODE	DRAWN BY	ITEM NO.	REV
A	43321	BPUCHASKI	BAC03A	I

LC LG Rev-D4 Asize