XS3-P / XS4-P

Telemecanique

Inductive proximity sensors
Détecteurs de proximité inductifs
Induktive Näherungsschalter
Detectores de proximidad inductivos
Interruttori di prossimità induttivi
Detectores de proximidade indutivos

XS3-P



XS4-P



DANGER / PELIGRO / DANGER

HAZARDOUS VOLTAGE	TENSION PELIGROSA	TENSION DANGEREUSE
Disconnect all power before servicing equipment. **Electric shock will result in death or serious injury.**	Desenergice el equipo antes de realizarle servicio. **Una descarga eléctrica podrá causar la muerte o lesiones serias.**	Couper l'alimentation avant de travailler sur cet appareil. **Une électrocution entrainera la mort ou des blessures graves.**

UL listing and CSP Certification :
Applicable on proximity switches bearing the UL and CSA marks only.
Enclosure : Type 12,4X indoor use only
Overcurrent protection *

Conductor size AWG	Conductor size mm²	Maximum Ampere rating
20	0.5	5
22	0.34	3
24	0.22	2
26	0.11	1
28	0.08	0.8

* Required on product references with termination number 230 - 8 mm plastic units shall be installed with mounting clamp type XSZ-B. For connector version, a suitable UL and CSA Approved connector must be used

Mechanical installation
Mise en œuvre mécanique
Mechanische Installation
Instalación mecánica
Messa in opera meccanica
Instalação mecânica

* Short case
Boîtier court
Kurzbauform
Cuerpo corto
Involucro corto
Invólucro curto

XS•-P

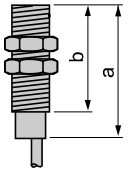

XS•-P•••••••D/K/A/B/C/G/T

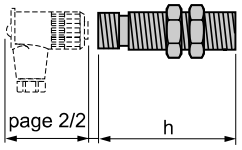

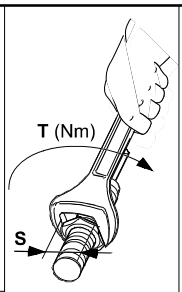

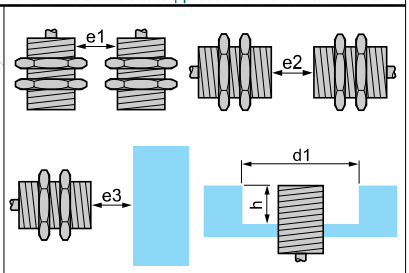

	(mm)	Sn	a	a*	b	b*	D/K	D*	A	B	C	G	T	S	T (Nm)	e1 ≥	e2 ≥	e3 ≥	d1 ≥	h ≥
	M8x1	1,5	50	33	40	26	61	45	–	–	–	–	–	13	1	3	18	4,5	8	0
	M12x1	2	50	33	42	26	61	48	–	–	–	–	–	17	2	4	24	6	12	0
	M18x1	5	60	33,5	51,5	26	70	48	73,5	–	–	–	–	24	5	10	60	15	18	0
	M30x1,5	10	60	40,5	51,5	33	70	50	75	–	–	–	–	36	20	20	120	30	30	0
	M8x1	2,5	50	33	40	26	61	45	–	–	–	–	–	13	1	10	30	7,5	24	5
	M12x1	4	50	33	42	26	61	48	–	–	–	–	–	17	2	16	48	12	36	8
	M18x1	8	60	33,5	51,5	26	70	48	73,5	106	74	75	95	24	5	16	96	24	54	16
	M30x1,5	15	60	40,5	51,5	33	70	50	75	106	74	75	87	36	20	60	180	45	90	30

Electrical installation
Mise en œuvre électrique
Elektrische Installation
Instalación eléctrica
Messa in opera elettrica
Instalação elétrica

XS•-P••P•370/*340

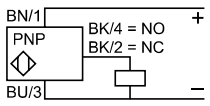

XS•-P••N•370/*340

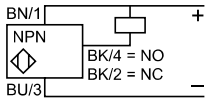

XS•-P••KP340

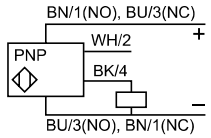

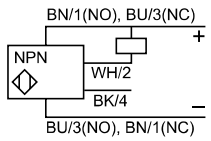

XS•-P••PC410

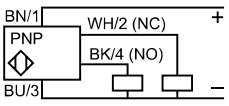

XS•-P••NC410

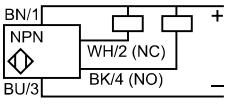

XS•-P••M•230

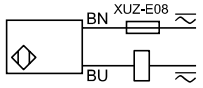

Without short circuit protection
Non protégés court-circuit
Ohne Kurzschlußschutz
No proteción cortocircuito
Non protetto corto-circuito
Não protecção curto-circuito

	XS•-P••P•370/*340 / XS•-P••N•370/*340	XS•-P••KP340	XS•-P••PC410 / XS•-P••NC410	XS•-P••M•230
Voltage limits **(1)**	⎓ 10...58 V / *⎓ 10...38 V	⎓ 10...38 V	⎓ 10...38 V	≂ 20...264 V
Load switching capacity **(2)**	0...200 mA	0...200 mA	0...200 mA	Ø8: 5...100, Ø12: 5...200, Ø18/30: 5...200 ⎓,5...300 ≂
Voltage drop **(3)**	≤ 2 V	≤ 2,6 V	≤ 2V	≤ 5,5 V
Leakage current **(4)**	–	–	–	≤ 0,6 mA
Current consumption **(5)**	≤ 10 mA	≤ 10 mA	≤ 10 mA	– –

(1) Limite de tension / Betriebsspannung / Límites de tensión / Limiti di tensione / Limites de tensão
(2) Courant commuté / Schaltstrom / Intensidad conmutada / Corrente commuta / Corrente comutada
(3) Tension de déchet / Spannungsfall (Ausgang durchgesteuert) / Tensión residual / Caduta di tensione / Tensão de defeito
(4) Courant résiduel / Reststrom (Ausgang gesperrt) / Intensidad residual / Corrente residual / Corrente residual
(5) Courant consommé / Leerlaufstrom / Intensidad consumida / Corrente consumata / Corrente consumida

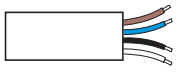

BN	Brown	Brun	Braun	Marrón	Marron	Castanho
BU	Blue	Bleu	Blau	Azul	Blu	Azul
BK	Black	Noir	Schwarz	Negro	Nero	Preto
WH	White	Blanc	Weiß	Blanco	Bianco	Branco

Installation precautions
Précautions de mise en œuvre
Vorsicht bei der Inbetriebnhame
Precautión de instalatión
Consigli di messa in opera
Precaução de instalação

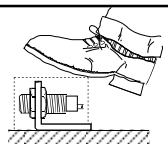

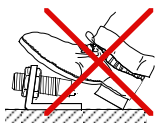

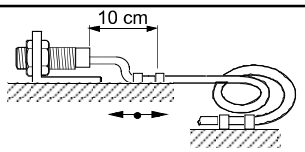

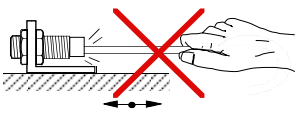

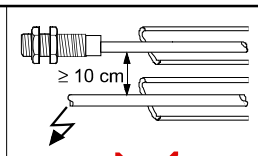

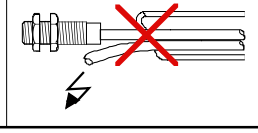

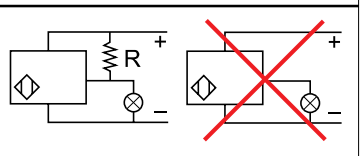

XS•-P••M•23•

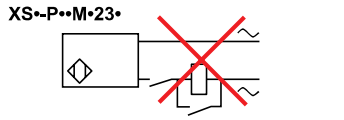

Indication
Signalisation
Funktionsanzeige
Señalización
Segnalazione
Sinalização

XS•-P••

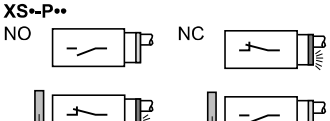

XZ-CP / XZ-CC

Telemecanique

Machine cabling accessories
Constituants de câblage machine
Zubehör für Maschinen-Anschlußtechnik
Contituyentes de conexionado
Accessori di cablaggio
Constituintes de cablagem

XS•-P••••••D

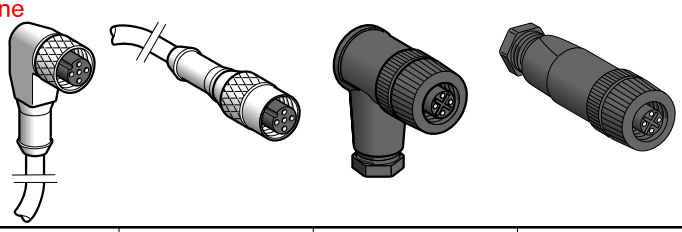

XS•-P••••••K

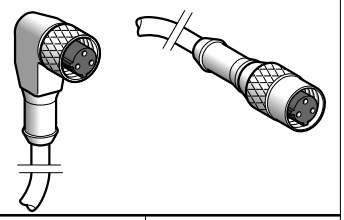

Dimensions
Encombrements
Abmessungen
Dimensiones
Dimensioni d'ingombro
Altravancamentos

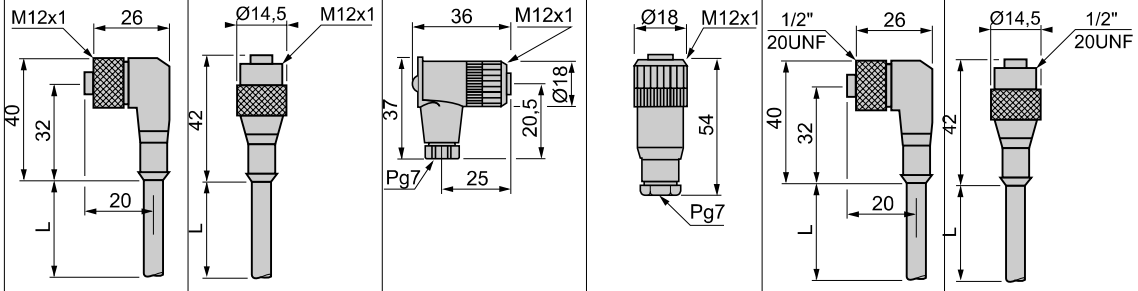

PvR L = 2 m.	XZ-CP1241L2	XZ-CP1141L2	–	–	XZ-CP1965L2	XZ-CP1865L2
PvR L = 5 m.	XZ-CP1241L5	XZ-CP1141L5	–	–	XZ-CP1965L5	XZ-CP1865L5
7P (Pg7)	–	–	XZ-CC12FCP40B	XZ-CC12FDP40B	–	–

Connection schemes
Schémas de raccordement
Anschlußpläne
Esquemas de conexión
Schemi di collegamento
Esquemas de ligação

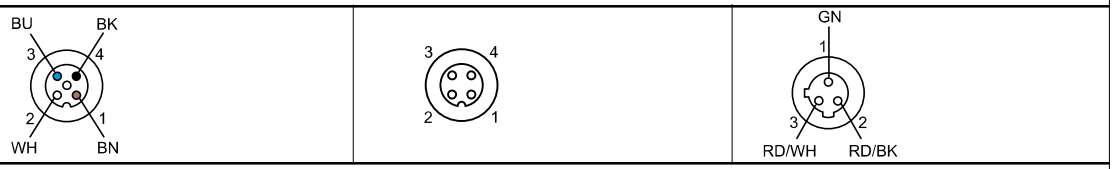

XS•-P••••••A

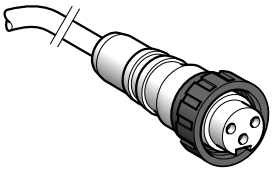

XS•-P••••••G

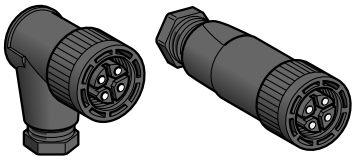

XS•-P••••••C

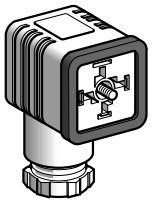

XS•-P••••••T



Dimensions
Encombrements
Abmessungen
Dimensiones
Dimensioni d'ingombro
Altravancamentos

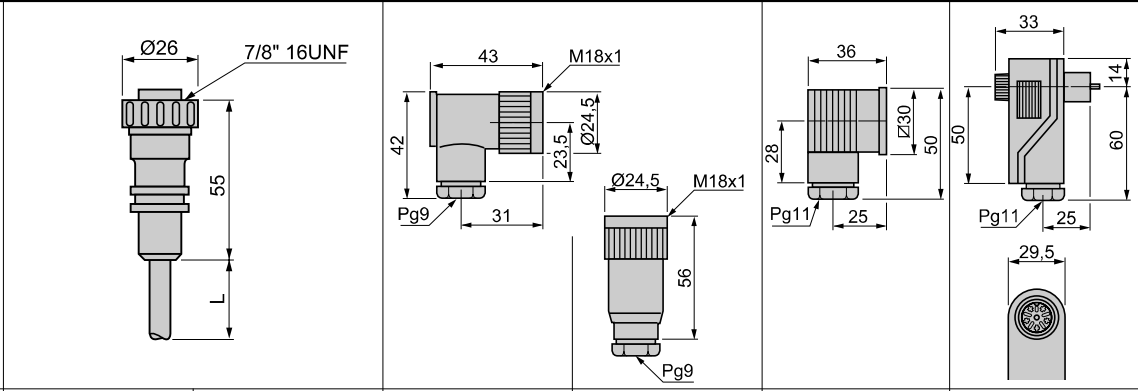

PvR L = 2 m.	XZ-CP1662L2	XZ-CP1670L2	–	–	–	–
PvR L = 5 m.	XZ-CP1662L5	XZ-CP1670L5	–	–	–	–
9P (Pg9)	–	–	XZ-CC18FCP40B	XZ-CC18FDP40B	–	–
11P (Pg11)	–	–	–	–	XZ-CC43FCP40B	XZ-CC51FCP50B

Connection schemes
Schémas de raccordement
Anschlußpläne
Esquemas de conexión
Schemi di collegamento
Esquemas de ligação

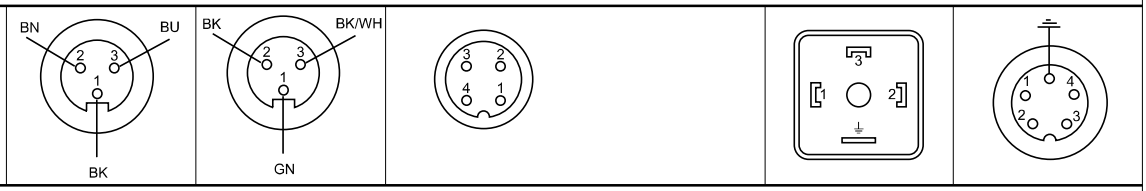

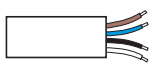

BN	Brown	Brun	Braun	Marrón	Marron	Castanho
BU	Blue	Bleu	Blau	Azul	Blu	Azul
BK	Black	Noir	Schwarz	Negro	Nero	Preto
WH	White	Blanc	Weiß	Blanco	Bianco	Branco
RD	Red	Rouge	Rot	Rojo	Rosso	Vermelho
GN	Green	Vert	Grün	Verde	Verde	Verde

Saddle clamps / Brides de fixation
Klemmbefestigungsblock / Bridas de fijación

	Ø 8	Ø 12	Ø 18	Ø 30