FACE VIEW - FEMALE INSERT
SCALE 2 : 1

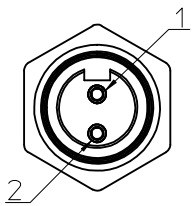	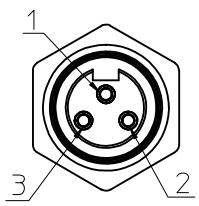	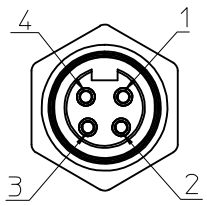	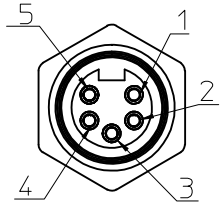	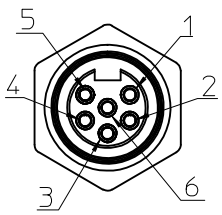
1 WHITE 2 BLACK	1 GREEN/YELLOW 2 BLACK 3 WHITE	1 BLACK 2 WHITE 3 RED 4 GREEN/YELLOW	1 WHITE 2 RED 3 GREEN/YELLOW 4 ORANGE 5 BLACK	1 WHITE 2 RED 3 GREEN/YELLOW 4 ORANGE 5 BLACK 6 BLUE

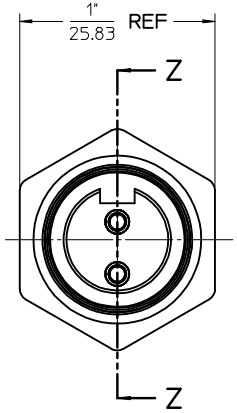

FEMALE INSERT - FRONT VIEW

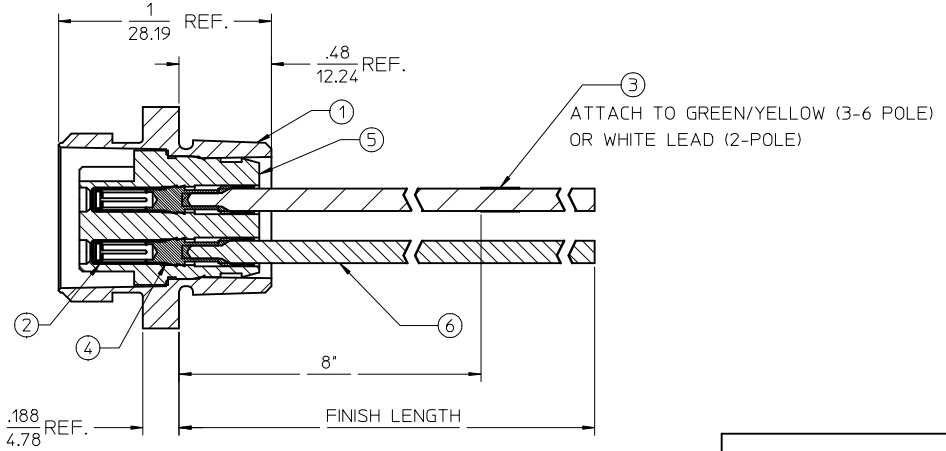

FINAL ASSEMBLY
1300130060 (SHOWN)

ENTER DESCRIPTION
EC NO: WNA2010-0057 2009/07/31
DRWN:NKUMAR01
CHKD:
APPR: JFMURPHY 2009/08/10
DESCRIPTION
A
REV

QUALITY SYMBOLS
▼=0
▽C=0

GENERAL TOLERANCES (UNLESS SPECIFIED)

	mm	INCH
4 PLACES	± ---	± ---
3 PLACES	± ---	± ---
2 PLACES	± ---	± ---
1 PLACE	± ---	± ---
ANGULAR ±1/2°		

DRAFT WHERE APPLICABLE MUST REMAIN WITHIN DIMENSIONS

DIMENSION STYLE: SECTION Z-Z

DRAWN BY	NKUMAR01	DATE 31/07/09
CHECKED BY	BWOODMAN	DATE 31/07/09
APPROVED BY	JFMURPHY	DATE 31/07/09

SCALE: 2:1
DESIGN UNITS: INCH
THIRD ANGLE PROJECTION

TITLE: MC 2P FR 12IN 16/1 PVC

MOLEX INCORPORATED

MATERIAL NO.: SEE SHEET 2
DOCUMENT NO.: SD-130013-060
SHEET NO.: 1 OF 2

SIZE C

THIS DRAWING CONTAINS INFORMATION THAT IS PROPRIETARY TO MOLEX INCORPORATED AND SHOULD NOT BE USED WITHOUT WRITTEN PERMISSION

Sl. No.	DESCRIPTION	MATERIAL	FINISH	FEMALE RECEPTACLE ASSEMBLY				
				2 POLE	3 POLE	4 POLE	5 POLE	6 POLE
				QUANTITY				
1	RECEPTACLE SHELL	ZINC DIECAST	BLACK E-COAT	1	1	1	1	1
2	SOCKET SLEEVE - TUBE	STAINLESS STEEL	PASSIVATED	2	3	4	5	6
3	LABEL	PLASTIC FILM	BLACK/YELLOW	1	1	1	1	1
4	SOCKET CONTACT 16AWG	COPPER ALLOY	GOLD PLATED	2	3	4	5	6
5	2P FEM INSERT PVC A-SIZE	PVC	YELLOW	1				
	3P FEM INSERT PVC A-SIZE	PVC	YELLOW		1			
	4P FEM INSERT PVC A-SIZE	PVC	YELLOW			1		
	5P FEM INSERT PVC A-SIZE	PVC	YELLOW				1	
	6P FEM INSERT PVC A-SIZE	PVC	YELLOW					1
6	#16-1 BLK PVC WIRE UL1015	PVC JACKET	BLACK	1	1	1	1	1
	#16-1 BLU PVC WIRE UL1015	PVC JACKET	BLUE					1
	#16-1 GRN/YEL PVC WIRE UL1015	PVC JACKET	GREEN/YELLOW		1	1	1	1
	#16-1 ORN PVC WIRE UL1015	PVC JACKET	ORANGE				1	1
	#16-1 RED PVC WIRE UL1015	PVC JACKET	RED			1	1	1
	#16-1 WHT PVC WIRE UL1015	PVC JACKET	WHITE	1	1	1	1	1

POLE COUNT	MAX. VOLTAGE RATING	MAX. CURRENT RATING
2 POLE	600 VOLTS	13 AMPS
3 POLE	600 VOLTS	13 AMPS
4 POLE	600 VOLTS	10 AMPS
5 POLE	600 VOLTS	8 AMPS
6 POLE	600 VOLTS	8 AMPS

PART NUMBER	DESCRIPTION	FINISHED LENGTH
1300130060	1R2004A20A120	12.0" +.75" -0 [0.3M +19.1MM -0]
1300130067	1R2004A20F060	6.0' +2.19" -0 [1.8M +55.6MM -0]
1300130135	1R3004A20A120	12.0" +.75" -0 [0.3M +19.1MM -0]
1300130148	1R3004A20F060	6.0' +2.19" -0 [1.8M +55.6MM -0]
1300130314	1R4004A20A120	12.0" +.75" -0 [0.3M +19.1MM -0]
1300130325	1R4004A20F060	6.0' +2.19" -0 [1.8M +55.6MM -0]
1300130442	1R5004A20A120	12.0" +.75" -0 [0.3M +19.1MM -0]
1300130452	1R5004A20F060	6.0' +2.19" -0 [1.8M +55.6MM -0]
1300130567	1R6004A20A120	12.0" +.75" -0 [0.3M +19.1MM -0]
1300130576	1R6004A20F060	6.0' +2.19" -0 [1.8M +55.6MM -0]

ENTER DESCRIPTION
EC NO: WNA2010-0057 2009/07/31
DRWN:NKUMAR01
CHKD:
APPR: JFMURPHY 2009/08/10
DESCRIPTION
A
REV

QUALITY SYMBOLS
▼=0
▽C=0

GENERAL TOLERANCES (UNLESS SPECIFIED)

	mm	INCH
4 PLACES	± ---	± ---
3 PLACES	± ---	± ---
2 PLACES	± ---	± ---
1 PLACE	± ---	± ---

ANGULAR ±1/2°

DRAFT WHERE APPLICABLE MUST REMAIN WITHIN DIMENSIONS

DIMENSION STYLE: IN/MM
SCALE: 2:1
DESIGN UNITS: INCH
THIRD ANGLE PROJECTION

		DATE
DRAWN BY	NKUMAR01	31/07/09
CHECKED BY	BWOODMAN	31/07/09
APPROVED BY	JFMURPHY	31/07/09

TITLE: MC 2P FR 12IN 16/1 PVC

MOLEX INCORPORATED

MATERIAL NO.: SEE CHART
DOCUMENT NO.: SD-130013-060
SHEET NO.: 2 OF 2
SIZE: C

THIS DRAWING CONTAINS INFORMATION THAT IS PROPRIETARY TO MOLEX INCORPORATED AND SHOULD NOT BE USED WITHOUT WRITTEN PERMISSION