Transcab®...

uniquely innovative open slot trunking





With its innovative snap to length design, Transcab is a quick and easy to install open slot panel trunking system that doesn't compromise on quality. And with its global standards approvals, Transcab is ideal for almost any industrial application.

Strength and flexibility

Transcab's durable PVC body consists of 6mm gaps and 6.5mm fingers with unique support ribs, providing strength and rigidity. Fingers are easily removed by snapping at support rib or base level to create T-junctions without the need for a saw.

FEATURES

- **Snap to length design** - for quick and simple installation without the need for a saw
- **Rounded fingers** - easily removed at support rib or base level to create T-junctions
- **Clip-on covers with raised lines** - for quick installation and easy label alignment
- **Available in PVC and PC/ABS halogen-free versions** - to suit a variety of applications
- **Sizes : width x height - from 15 x 25mm to 150 x 100mm**
  : supplied in 2m lengths

ACCESSORIES

- **Unique cutting tool for removing support ribs** - Cat No. 0367 10
- **Cable retainer** - for vertical and inverted installations
- **Label holder clips to fingers** - for easy identification of cables



Using the specially designed tool, support bars can be easily and cleanly removed



Once the support rib is removed, the base can be snapped to length



By removing individual support ribs, large gaps for T-junctions can be made without the need for a saw



Cable retainers are available for horizontal and inverted installations. Label holders clip onto fingers for easy identification of cables

Transcab... innovative design and high quality materials combine to create a globally approved system that is quick and easy to install



TECHNICAL DATA

APPROVALS: EN 50085 Parts 2 and 3, UL and CSA
SLOTTING: Open with 6mm gaps
FLAMMABILITY: UL94 V-0 rated
OPERATING TEMPERATURE: -5 to + 60°C
COLOUR: Grey RAL 7030 (PVC), light grey RAL 7035 (PC/ABS halogen-free)

Transcab® open slot panel trunking

■ Dimensions

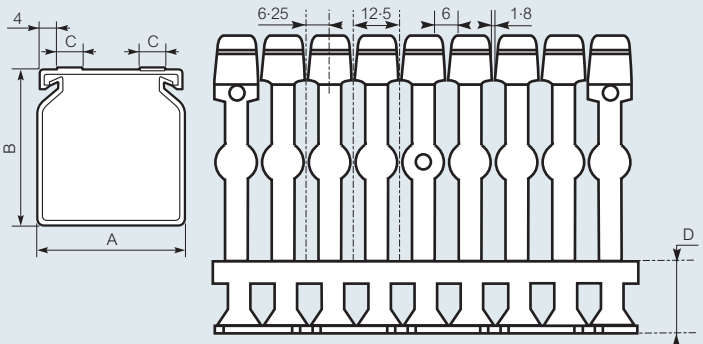

Ducting width 25 to 120 mm
6 mm gap – 6·5 mm finger width

Transcab Cat. Nos.	A (mm)	B (mm)	C (mm)	D (mm)
6361 00	25	25	6	10·1
6361 01	25	40	5	12·6
6361 06	40	40	10	12·6
6361 11	60	60	–	16·1
6361 02	25	60	6	16·1
6361 07	40	60	10	16·1
6361 12	60	60	10	16·1
6361 16	80	60	10	16·1
6361 20	100	60	–	16·1
6361 03	25	80	–	18·6
6361 08	40	80	10	18·6
6361 13	60	80	10	18·6
6361 17	80	80	10	18·6
6361 21	100	80	–	18·6
6361 25	120	80	–	18·6
6361 14	60	100	–	20·6
6361 22	100	100	–	20·6
6361 23	150	100	–	20·6

■ Detail of base perforations

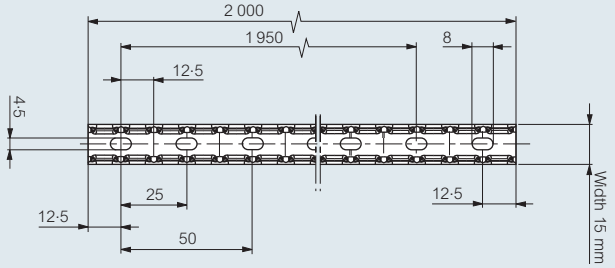

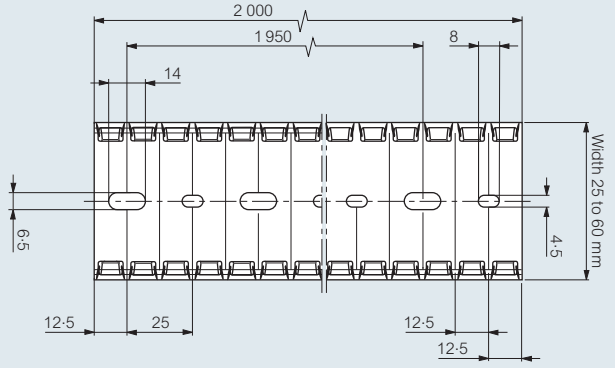

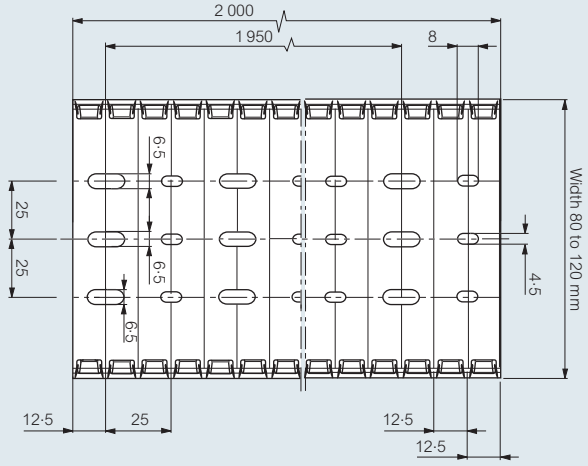

Calculating the panel trunking usable cross section

Graph for H 05 V-K and H 07 V-K cables with 0·75 packing coefficient

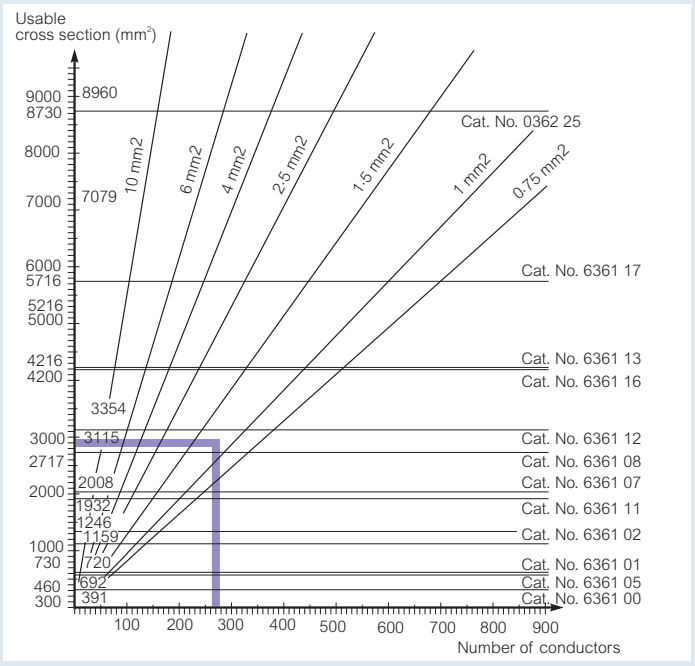

Example :
150 conductors 0·75 mm² ➞ 1 230 mm² cross section and
120 conductors 1·5 mm² ➞ 1 700 mm² cross section
Makes a total of 2 930 mm²

The correct panel trunking is Cat. No. 6361 12, 60 x 60 mm, with a capacity of 3 115 mm²

Faster base build without a saw

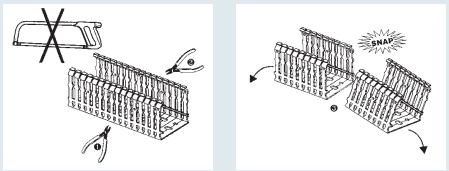

Remove reinforcement bars at required length and break

'T' junctions made easy

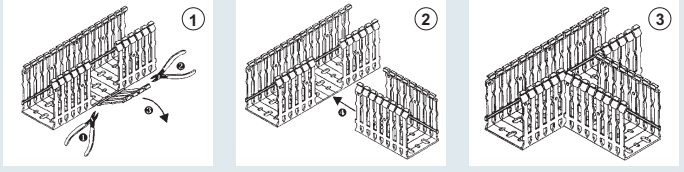

1 Clip out the required section width reinforcement bars and snap out section
2 Form tee section and fix into place
3 Ready for wiring – cut cover to suit