## PS215-T12-K250




- **Metal enclosure**
- **Design to EN 50047**
- **cable entry 1 x M20 x 1,5**
- **Simple and quick to adjust the control elements by 45°.**
- **Quick connection technology as connection terminals rotated by 45°**
- **Actuation from bottom parallel to the switch, therefore only suitable for small housings.**

**Data**

| | |
|---|---|
| **Ordering data** | |
| Product type description | PS215-T12-K250 |
| Article number (order number) | 103014994 |
| EAN (European Article Number) | 4030661501871 |
| **Certifications** | |
| Certificates | cULus<br>CCC<br>EAC |
| **General data** | |
| Product name | PS215 with angle roller lever K250 |
| Standards | IEC 60947-5-1 |
| Housing construction form | Norm construction design |
| Enclosure material | Metal, zinc die-cast |
| Enclosure coating material | painted |
| Material of the contacts, electrical | Silver |
| Gross weight | 222.7 g |
| **General data - Features** | |
| Safety functions | Yes |
| Number of auxiliary contacts | 1 |

| | |
|---|---|
| Number of safety contacts | 2 |
| **Safety appraisal** | |
| Standards | ISO 13849-1 |
| Mission Time | 20 Year(s) |
| **Safety appraisal - Safety outputs** | |
| B10d Normally-closed contact (NC) | 20,000,000 Operations |
| **Mechanical data** | |
| Actuating element | Angle roller lever K250 |
| Mechanical life, minimum | 10,000,000 Operations |
| Positive break force, minimum | 40 N |
| Actuating speed, minimum | 60 mm/min |
| Actuating speed, maximum | 1 m/s |
| **Mechanical data - Connection technique** | |
| Terminal Connector | Screw connection |
| Cable section, minimum | 0.34 mm² |
| Cable section, maximum | 1.5 mm² |
| **Mechanical data - Dimensions** | |
| Height of sensor | 107 mm |
| Length of sensor | 32.5 mm |
| Width of sensor | 31 mm |
| **Ambient conditions** | |
| Protection class | IP66<br>IP67 |
| Ambient temperature, minimum | -30 °C |
| Ambient temperature, maximum | +80 °C |
| **Ambient conditions - Insulation value** | |
| Rated impulse withstand voltage | 4 kV |
| **Electrical data** | |
| Thermal test current | 5 A |
| Required rated short-circuit current to EN 60947-5-1 | 400 A |
| Utilisation category AC-15 | 240 VAC |
| Utilisation category AC-15 | 3 A |
| Utilisation category DC-13 | 24 VDC |

| | |
|---|---|
| Utilisation category DC-13 | 3 A |
| Switching element | 1 NO contact, 2 NC contacts |
| Switching principle | Creep circuit element |
| Switching frequency | 5,000 /h |

## Ordering code

Product type description:

PS2(2)-(3)-(4)-(5)-(6)-(7)-(8)-(9)-(10)-(11)-(12)

(2)

| | |
|---|---|
| **5** | Metal enclosure |
| **216** | Thermoplastic enclosure |
| **226** | Plastic housing with 2 cable entries |

(3)

| | |
|---|---|
| **without** | L-hole (standard) |
| **L** | elongated hole |

(4)

| | |
|---|---|
| **Z11** | Snap action 1 NO contact / 1 NC contact |
| **Z02** | Snap action 2 NC contacts |
| **Z12** | Snap action 1 NO contact / 2 NC contact |
| **Z11R** | Snap action 1 NO contact / 1 NC contact with latching |
| **Z02R** | Snap action 2 NC contacts with latching |
| **T11** | Slow action 1 NO contact / 1 NC contact |
| **T02** | Slow action 2 NC contacts |
| **T20** | Slow action 2 NO contact |
| **T12** | Slow action 1 NO contact / 2 NC contact |
| **T21** | Slow action 2 NO contact / 1 NC contact |
| **T03** | Slow action 3 NC contacts |
| **T11UE** | Slow action 1 NO contact / 1 NC contact with overlapping contacts |
| **T02H** | Slow action 2 NC contacts with staggered contacts |

(5)

| | |
|---|---|
| **without** | Contacts silver plated (Standard) |
| **A1** | Gold contacts 0,3 µm |
| **A2** | Gold contacts 1,0 µm |
| **A3** | Gold contacts 3,0 µm |

(6)

| | |
|---|---|
| **without** | without indication light |
| **G** | integrated status display |

(7)

| | |
|---|---|
| **without** | Cable entry M20 |
| **M16** | cable entry M16 |
| **ST** | Connector plug M12 - plastic - bottom |
| **STR** | Connector plug M12, right |
| **STL** | Connector plug M 12, left |

(8)

| | |
|---|---|
| **S200** | plunger S200 Ø 6 mm |
| **S210** | Plunger Ø 8,6 mm |
| **S211** | Plunger Ø 10,3 mm |
| **S221** | Plunger Ø 9,8 mm |
| **R200** | Roller plunger R200 |
| **R201** | Roller plunger - stainless steel roller Ø 9,5mm |
| **R210** | Roller plunger - plastic roller Ø 12mm |
| **K201** | Roller plunger - stainless steel roller - width 5,3 mm - Ø 12mm |
| **K200** | Offset roller lever - plastic roller- width 5.3 mm - Ø 12 mm |
| **K201** | Roller plunger - stainless steel roller - width 5,3 mm - Ø 12mm |
| **K210** | Offset roller lever - plastic roller- width 5mm - Ø 14mm |
| **K230** | Angle roller lever - plastic roller Ø 14 mm |
| **K240** | Angle roller lever with plastic roller Ø 22 mm - right-bent |
| **K250** | Angle roller lever with plastic roller Ø 22 mm - left-bent |
| **H200** | Roller lever - plastic roller Ø 16 m - lever length 24 mm |
| **H202** | Roller lever - brass roller Ø 16mm - lever length 24mm (Standard) |
| **H230** | Roller lever - plastic roller Ø 16mm - lever length 28 mm |
| **H232** | Roller lever - brass roller Ø 16mm - lever length 28 mm |
| **H236** | Roller lever - rubber roller Ø 16mm - lever length 28 mm |
| **N200** | Roller lever 2 mm Toothing (24...26mm) - Plastic roller Ø 20 mm - Width 9.8 mm |
| **N201** | Roller lever adjustable in 2 mm steps (24...66mm) - stainless steel roller Ø 20mm - width 9,8 mm |
| **N202** | Roller lever - adjustable in 2 mm steps (24...66mm) - brass roller Ø 20mm - width 9,8 mm |
| **N210** | Roller lever - adjustable in 2 mm steps (24...66mm) - plastic roller Ø 20mm - width 5 mm - long-angled - locking washer |
| **N280** | Roller lever -adjustable in 2 mm steps (24...66mm) - plastic roller Ø 20mm - width 5 mm - long - locking washer |
| **J200** | Rod lever - plastic - 200mm -Ø 6mm |
| **J201** | Rod lever - stainless steel - 200mm -Ø 6mm (Standard) |
| **J203** | Rod lever - aluminium - 200mm -Ø 6mm |
| **F230** | Spring rod - plastic |
| **F231** | Spring rod - stainless steel |
| **A200** | Special actuating bolt - plastic - valve control |

(9)

**without** no intent rotation (Standard)

**U1** intent rotation 45°

**U2** intent rotation 90°

**U3** intent rotation 135°

**U4** intent rotation 180°

**U5** intent rotation 225°

**U6** intent rotation 275°

**U7** intent rotation 315°

(10)

**without** no lever rotation (Standard)

**X1** lever rotation 15°

**X2** lever rotation 30°

**X3** lever rotation 45°

**X4** lever rotation 60°

**X5** lever rotation 75°

**X6** lever rotation 90°

**X7** lever rotation 105°

**X8** lever rotation 120°

**X9** lever rotation 135°

**X10** lever rotation 150°

**X11** lever rotation 165°

**X12** lever rotation 180°

**X13** lever rotation 195°

**X14** lever rotation 210°

**X15** lever rotation 225°

**X16** lever rotation 240°

**X17** lever rotation 255°

**X18** lever rotation 270°

**X19** lever rotation 285°

**X20** lever rotation 300°

**X21** lever rotation 315°

**X22** lever rotation 330°

**X23** lever rotation 345°

(11)

**without** Roller outside (Standard)

**I** Roller inside

(12)

**without** -30...+80°C (Standard)

| | |
|---|---|
| **T** | -40...+80°C |

**Documents**

**UL Certificate**

(211,5 kB, 01.08.2019)

**EAC certification**

**Pictures**

**Product picture (catalogue individual photo)**




ID: kps2kf13

| 82,7 kB | .jpg | 27.093 x 47.413 mm - 320 x 560 Pixel - 300 dpi
| 800,7 kB | .jpg | 352.778 x 617.714 mm - 1000 x 1751 Pixel - 72 dpi
| 50,6 kB | .png | 74.083 x 129.469 mm - 210 x 367 Pixel - 72 dpi

**Product picture (catalogue individual photo)**



ID: kps1kf35

| 20,7 kB | .png | 74.083 x 64.206 mm - 210 x 182 Pixel - 72 dpi
| 30,2 kB | .jpg | 27.093 x 23.453 mm - 320 x 277 Pixel - 300 dpi
| 206,5 kB | .jpg | 352.778 x 305.506 mm - 1000 x 866 Pixel - 72 dpi

## Dimensional drawing basic component

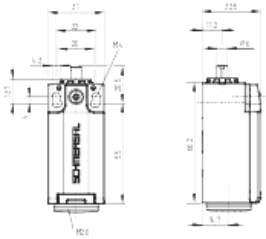

ID: kps2xg01

| 4,4 kB | .png | 74.083 x 68.086 mm - 210 x 193 Pixel - 72 dpi
| 111,3 kB | .jpg | 352.778 x 323.85 mm - 1000 x 918 Pixel - 72 dpi
| 26,4 kB | .jpg | 112.889 x 103.717 mm - 320 x 294 Pixel - 72 dpi

## Switch travel diagram

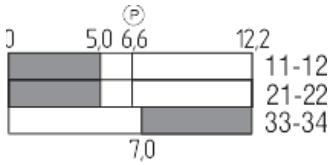


ID: kps11s52

| 2,0 kB | .png | 74.083 x 36.336 mm - 210 x 103 Pixel - 72 dpi
| 19,2 kB | .jpg | 112.889 x 55.386 mm - 320 x 157 Pixel - 72 dpi

## Diagram

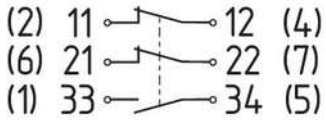


ID: kps2xk02

| 24,0 kB | .jpg | 112.889 x 47.272 mm - 320 x 134 Pixel - 72 dpi

## Dimensional drawing actuator

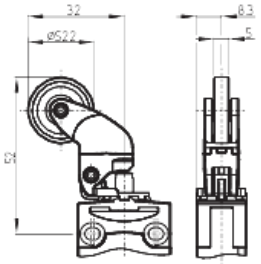

ID: kps11b08

| 214,1 kB | .jpg | 352.778 x 365.831 mm - 1000 x 1037 Pixel - 72 dpi
| 5,8 kB | .png | 74.083 x 72.319 mm - 210 x 205 Pixel - 72 dpi