Power terminal blocks

DIN 3 with bistable foot and base mounting

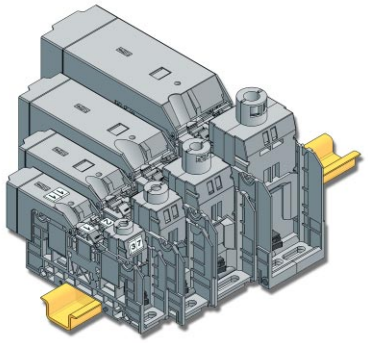

Delivered with cover

Rail	35 x 7,5 x 1	**PR3**	**0164 800.03**
Rail	35 x 15 x 2,3	**PR4**	**0168 500.12**
Rail	35 x 15 x 1,5	**PR5**	**0168 700.22**

Other rails : See Accessories section

Notes

** NFC 20130*
*** DIN 46234*

Base mounting with M6 screws.
See drilling, page 289.

D 120/42.AF

Spacing 42 mm *(1.65")*

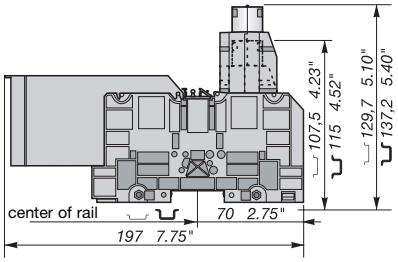

1 stud M10 + wire clamp with HM10 screw

Color	Type	Part number
Grey V0	**D120/42.AF**	**0190 008.07**

Delivered with covers

Characteristics

Wire size	NFC*	DIN**	UL pending	CSA pending
Lug Solid wire	6-150 mm²	6-120 mm²	10-300 MCM	10-300 MCM
C8 Stranded wire	6-120 mm²		10-250 MCM	10-250 MCM
Wire-clamp Solid wire	6-150 mm²		10-300 MCM	10-300 MCM
IEC B13 Stranded wire	6-120 mm²		10-250 MCM	10-250 MCM
Rated voltage	**IEC**	**IEC**		
V =~	1000	1000	600	600
Pulse	8 kV	8 kV		
Pollution degree	3	3		
Rated current	**IEC**			
Nominal	269 A		269 A	269 A
Rated wire size				
Nominal	120 mm²		250 MCM	250 MCM

	Lug	Central screw	Wire-clamp	Wire stripping length
Recommended wrench	H 17 mm	6 mm Allen key	8 mm Allen key	38 mm *1.50"*
Recommended torque	10 Nm *87 lb.in*	6 Nm *52 lb.in*	10 Nm *87 lb.in*	

D 185/55.AF

Spacing 55 mm *(2.16")*

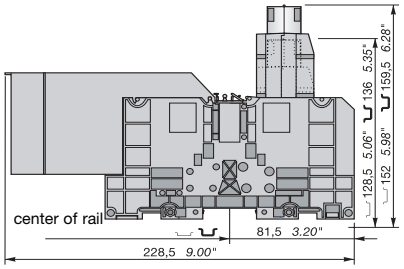

1 stud M12 + wire clamp with HM12 screw

Color	Type	Part number
Grey V0	**D185/55.AF**	**0190 009.00**

Delivered with covers

Characteristics

Wire size	NFC*	DIN**	UL pending	CSA pending
Lug Solid wire	25-240 mm²	6-185 mm²	4-500 MCM	4-500 MCM
C11 Stranded wire	6-185 mm²		4-350 MCM	4-350 MCM
Wire-clamp Solid wire	25-240 mm²		4-500 MCM	4-500 MCM
IEC B15 Stranded wire	25-185 mm²		4-350 MCM	4-350 MCM
Rated voltage	**IEC**	**IEC**		
V =~	1000	1000	600	600
Pulse	12 kV	12 kV		
Pollution degree	3	3		
Rated current	**IEC**			
Nominal	353 A		353 A	353 A
Rated wire size				
Nominal	185 mm²		350 MCM	350 MCM

	Lug	Central screw	Wire-clamp	Wire stripping length
Recommended wrench	H 19 mm	6 mm Allen key	10 mm Allen key	47 mm *1.85"*
Recommended torque	14 Nm *121 lb.in*	6 Nm *52 lb.in*	14 Nm *121 lb.in*	

Accessories

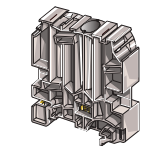

1 End stop (other end stops : see accessories)

Type		Part number
BADH	th. 12 mm	**0116 900.27**

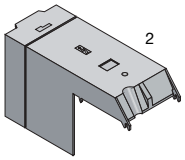

2 Rotating protective cover IP 20

Type		Part number
CPUF120	V0 grey	**0190 018.20**

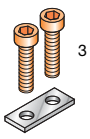

3 Jumper bar with CHc screws

Type		Part number
	2 poles	
BJS42		**0205 776.17**
BJS42	3 poles	**0205 777.10**

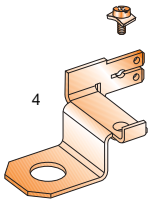

4 TAP for Faston 6.35 x 0.8 mm and screw

Type		Part number
DRF10		**0205 769.20**



R See section on markers Marking method

On cover :	On the middle :
RC 810	RC 810 or RPC

Type		Part number
BADH	th. 12 mm	**0116 900.27**
CPUF185	V0 grey	**0190 019.21**
BJS551		**0205 778.21**
BJS551		**0205 779.22**
DRF12		**0205 770.25**

On cover :	On the middle :
RC 810	RC 810 or RPC