Lighting control

Time relay, electronic, DIN-rail



tako MF 200

Description

The tako MF 200 is an electronic time relay with 10 different, freely selectable functions. It is therefore suited to a wide range of applications.

The tako MF 200 is intended for mounting on top-hat rails.

Functional description

① Switch-on delay

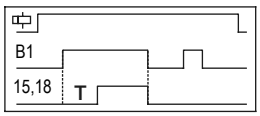

② Cyclic ON/OFF



③ Cyclic OFF/ON



④ Signal OFF delay

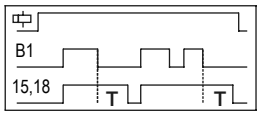

⑤ On and off delay

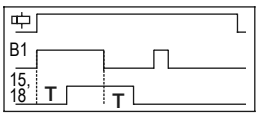

⑥ Accumulated switch-on delay

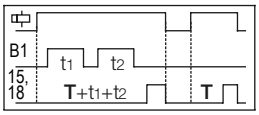

⑦ Pulses when control contact switches On or Off

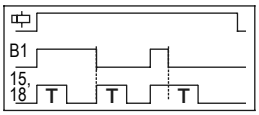

⑧ Pulses when control contact switches On

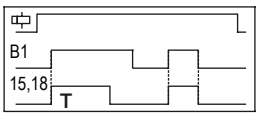

⑨ Pulses when control contact switches off

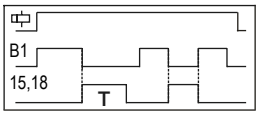

⑩ With each control contact On Pulse, the output signal alternates

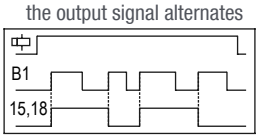

Funktionen 1–10 (Mode)

① stn ▶ Signal ON delay: Timing starts when switch S is closed. R energizes at end of period T and de-energizes when switch S is opened.

② cnf ▶ Cyclic ON/OFF (ON start): Initially the relay R is on for period T after the power is applied. The relay R keeps on changing its status till power is removed with on and period = T.

③ cfn ▶ Cyclic OFF/ON (OFF start): Initially the relay R is off for period T after the power is applied. The relay R keeps on changing its status till power is removed with on and off period = T.

④ sf ▶ OFF delay, constant supply: R energizes when switch S is closed. Timing commences after switch S is opend and then the relay de-energizes.

⑤ sfn ▶ Signal OFF/ON: When switch S is closed or opened for present time T, the relay changes its state after time duration T.

⑥ san ▶ Accumulate delay ON signal: Time commences as supply is present and switch S is open. Closing switch S pauses timing. Timing resumes when switch S opened again. R energizes at the end of timing.

⑦ inf ▶ Impulse ON/OFF: R energizes for the period T when switch S is openend or closed. When timing commences, changing state of switch S does not affect R but resets timer.

⑧ iL ▶ ON impulse, constant supply: When switch S is closed and remains closed output relay energizes until timing is over. If switch S is opened during period T, R resets.

⑨ it ▶ ON impulse, constant supply: When switch S is openend, R energizes and de-energizes when timing is over. If switch S is closed during period T, R resets.

⑩ sbi ▶ Leading edge bistabile or step relay: After every signel, the output contact changes state, alternately switching from open to closed & vice versa

Product selection

Frequency	Standby output	Operating voltage	Type	Item no.
50/60 Hz	3 VA	12-230 V AC	tako MF 200	40.01.0001.1

Technical data

	tako MF 200
Operating voltage	12-230 V AC
Frequency	50/60 Hz
Recovery time	200 ms
Standby output	< 5 VA
Switching capacity cos phi = 1	16 A at 250 V AC
DC switching capacity	16 A at 24 V DC
Ambient temperature	–10 °C ... +60 °C
Setting accuracy	5% full scale
Repeatability	1%
Adjustable time range	0.1 s to 100 h
Protection rating	IP 20
Switching cycles, electrical	5 x 10^5
Switching cycles, mechanical	1 x 10^6
Max. humidity	95 % RH (non-condensing)

Connection example

