THE INFORMATION CONTAINED IN THIS DRAWING IS THE SOLE PROPERTY OF L-COM, INC. ANY REPRODUCTION IN PART OR WHOLE WITHOUT THE WRITTEN PERMISSION OF L-COM, INC. IS PROHIBITED.

**RoHS Compliant ✔**

| REVISIONS | | | |
|---|---|---|---|
| REV | DESCRIPTION | DATE | APPROVED |
| A | INITIAL RELEASE | 3/15/13 | D.GRIFFIN |
| | | | |
| | | | |
| | | | |
| | | | |

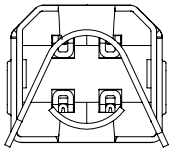

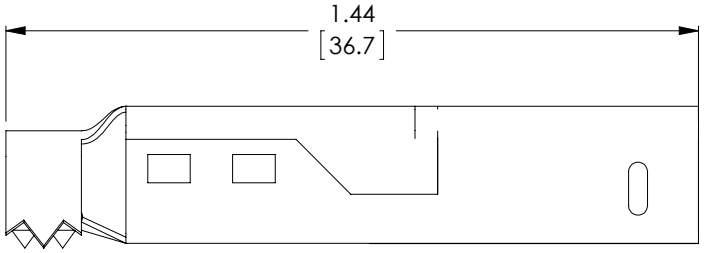


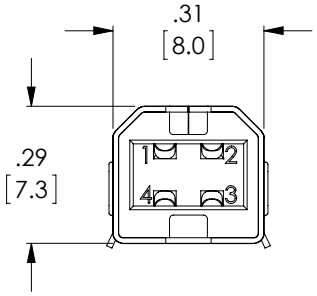


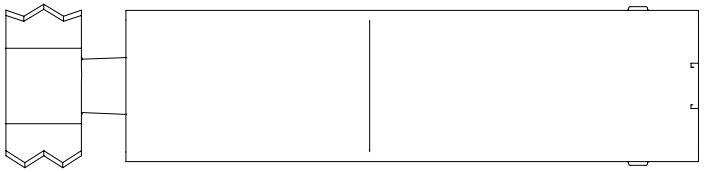

**NOTES:**

**MATERIAL:**
SHELL: COLD ROLLED STEEL
INSULATOR: THERMOPLASTIC, UL94V-0
CONTACTS: BRASS

**FINISH:**
SHELLS: NICKEL PLATE
CONTACTS: 30 µIN MIN GOLD OVER NICKEL PLATE

**MISCELLANEOUS:**
ALL DIMENSIONS ARE FOR REFERENCE ONLY
COMPONENT SHALL BE INDIVIDUALLY PACKAGED IN ACCORDANCE WITH L-COM SPECIFICATION PS-0031.

UNLESS OTHERWISE SPECIFIED,
DIMENSIONS ARE IN INCHES [mm]
OVERALL CABLE LENGTH TOLERANCE:
≤12 [305] = +1 [25] / -0
>12 [305] ≤60 [1524] = +2 [51] / -0
>60 [1524] ≤120 [3048] = +4 [102] / -0
>120 [3048] ≤300 [7620] = +6 [152] / -0
>300 [7620] = +5% / -0%
ALL OTHER DIMENSIONAL TOLERANCES:
.X = ± .2
.XX = ± .02
.XXX = ±.005
PROJECTION

| APPROVALS | | DATE |
|---|---|---|
| DRAWN BY | D. DESJARDIN | 12/12/12 |
| CHECKED BY | D. PARHAM | 1/2/12 |
| APPROVED BY | S. SMITH | 1/3/12 |

CONFIGURATION DETAILS OF UNDIMENSIONED FEATURES MAY VARY

COLOR VARIATIONS MAY OCCUR

1AA05-004

L-COM Global Connectivity
45 BEECHWOOD DRIVE
NORTH ANDOVER, MA
01845

CATEGORY
USB

PRODUCT DESCRIPTION
CONN USB 2.0 B MALE

| SIZE | FSCM NO. | DWG. NO. | REV. |
|---|---|---|---|
| A | 43321 | USBCN2.0-B | A |

SCALE: NONE | CAD FILE: USBCN2.0-B.SLDDRW | SHEET 1 OF 1