

DJET Ø10mm Pushbutton

Recommended for outdoor applications, military and avionics equipment, telecommunications, medical equipment, power supplies.
The professional toggle and pushbutton switches are available in one or two pole version. The switches can be IP 65 with fitted silicone cap or IP 67 with fitted silicone cap. Toggle and pushbuttons switches of the DJET series are available in two sizes and fit in to front panel mounting hole of 10 mm dia.

MOUNTING

The switches are mounted by pushing them through the mounting hole in the front panel. They are fixed with a fixing nut.

- **Switching system**
  Positive snap-action

MATERIAL

- **Material of contact**
  Gold contacts: Gold/gold plated brass contacts
  Silver contacts: Solid silver/silver-plated contacts

MECHANICAL CHARACTERISTICS

- **Front panel thickness**
  Min. 1.2 mm
- **Terminals**
  Gold contacts: Gold plated brass
  Silver contacts: Silver plated brass
- **Tightening torque**
  Rear nut 125 Ncm
  Do not tighten by means of top nut!



ELECTRICAL CHARACTERISTICS

- **Operating voltage/-current**
  10 V, 50 mA minimum (silver contacts)
  10 mV, 100 µA (gold contacts)
- **Isolation resistance**
  >100 000 MΩ at 500 VDC
- **Contact resistance**
  <10 mΩ
- **Electrical life**
  100 000 operations
- **Switch rating**

Resistive circuit

Voltage	220 VAC	110 VAC	48 VDC	24 VDC	12 VDC
Current	1.5 A	2.5 A	1 A	2.25 A	4.5 A

- **Inductive circuit**
  50 % of above values
- **Electric strength**
  1000 Vrms, 50 Hz between terminals on the same pole
  2000 Vrms, 50 Hz between all terminals connected together and ground
  2000 Vrms, 50 Hz between terminals of adjacent poles

ENVIRONMENTAL CONDITIONS

- **Storage temperature**
  -40 °C ... +85 °C
- **Operating temperature**
  -40 °C ... +85 °C
- **Protection degree**
  IP 67 (sealed 10 mm dia. version only)
  IP 65 with protective cap
- **Shock resistance**
  100 g, as per IEC 60512-4
- **Resistance to vibrations**
  10 g, 10 ... 2000 Hz, 10 cycles, as per IEC 60512-4
- **Damp heat**
  56 days (Gold contact versions only)

EOZ S.A.S – 5, rue Henri François – F-77330 OZOIR-LA-FERRIERE
Téléphone : +33 1 81 14 49 49 – Télécopie : +33 1 81 14 49 52
Capital 200 000 € - SIRET 529 137 531 00016 RCS Melun
APE-NAF 2733Z – TVA FR39529137531
www.eozonline.com



DJET Ø10mm Pushbutton

STANDARD PART NUMBERS

	Front ring	Swiching action	Contact matérial	Contact	Typ-Nr	Drawing dimensions
Pushbutton Ø10mm IP67 Front sealing	Metal chrome	MA / Mo	Gold (Au)	2 C	**18.17253.22**	1
			Silver (Ag)	2 C	**18.17283.22**	1
	Metal mat-black	MA / Mo	Gold (Au)	2 C	**18.17253.30**	1
				1 C	**17.17252.30**	2
			Silver (Ag)	1 C	**17.17282.30**	2
	Metal Mat-chrome	MA / Mo	Gold (Au)	1 C	**17.17252.22**	2
			Silver (Ag)	1 C	**17.17282.22**	2
Pushbutton Ø10mm	Metal chrome	MA / Mo	Gold (Au)	1 C	**17.17552.21**	5
				2 C	**18.17563.21**	4
			Silver (Ag)	1 C	**07.17502.21**	5
				2 C	**08.17513.21**	4
	Metal mat-black	MA / Mo	Gold (Au)	1 C	**17.17551.30**	3
					17.17552.30	5
				2 C	**18.17563.30**	4

Switching action: Maintained initial position and in momentary actuation
Soldering terminals
C= changeover

IMPLANTATION

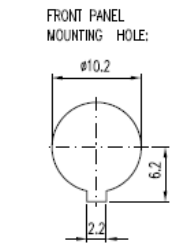



DRAWING DIMENSION

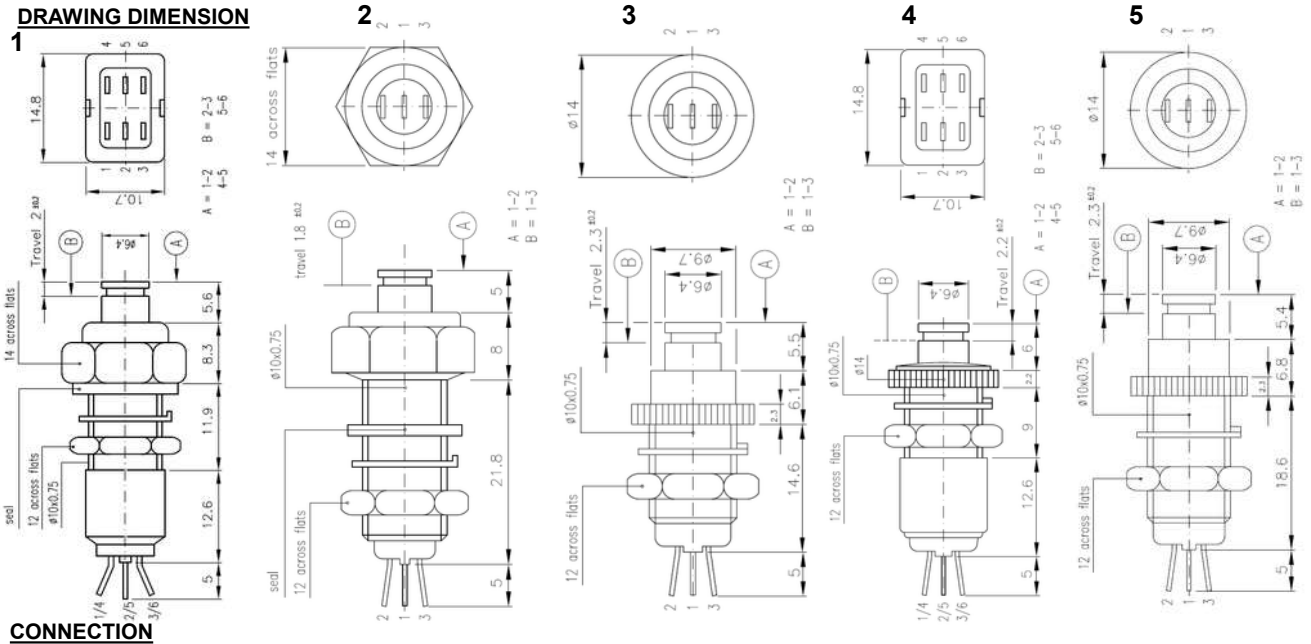

CONNECTION

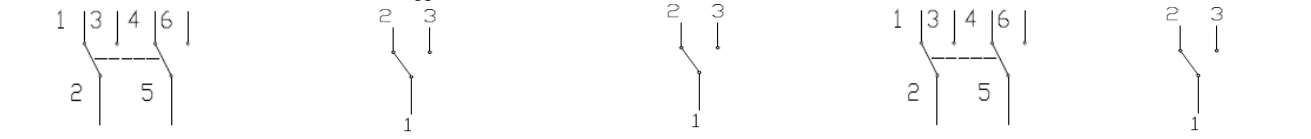

Contact us at : Email : contact@eozonline.com site: www.eozonline.com

EOZ reserves the right to make changes without prior notice