R600 Relay modules
DIN 3



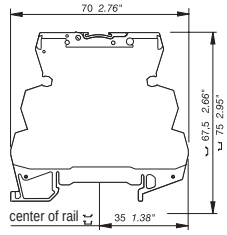

Screw clamp module

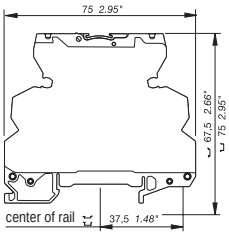

Spring clamp module

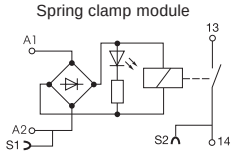

RB...111 A - 24 V AC/DC

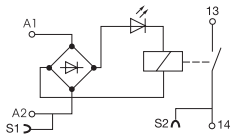

RB...111 A48-60-115-230 V AC/DC

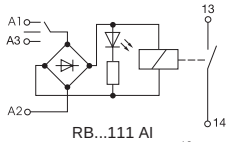

RB...111 AI

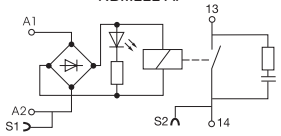

RB...111 AR

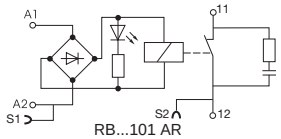

RB...101 AR

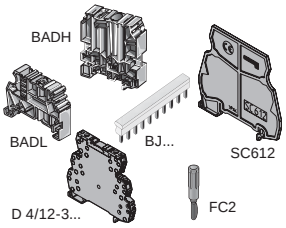

Relay : 1NO or 1NC level contact 10 mA upto 6 A - 6 mm .236" or 12 mm .472" spacing

Characteristics

Relay characteristics	RB...111A					RB...111AI	RB...111AR	RB...101AR
COIL					±10% on AC +10% -15% on DC			
Rated voltage +20%, -15% on DC ; +10%, -10% on AC	24 VAC/DC	48 VAC/DC	60 VAC/DC	115 VAC/DC	230 VAC/DC	24 VAC/DC	24 VAC/DC	24 VAC/DC
Frequency	50 / 60 Hz	50 / 60 Hz	50 / 60 Hz	50 / 60 Hz	50 / 60 Hz	50 / 60 Hz	50 / 60 Hz	50 / 60 Hz
Power	0,24 W	0,34 W	0,54 W	0,46 W	0,8 W	0,24 W	0,24 W	0,24 W
Rated current	10 mA	7 mA	9 mA	4 mA	3,5 mA	10 mA	10 mA	10 mA
Drop-out voltage at 20°C	4,5 V	8 V	8 V	17 V	27 V	4,5 V	4,5 V	4,5 V
Status device	green LED							
CONTACT								
Type	1 NO						1 NO + RC	1 NC + RC
Voltage switching range min./max.	12 V / 250 V AC							
Current switching range min./max.	10 mA / 6 A							
Load switching range								
AC1 min. / max.	0,6 VA / 1500 VA (ohmic load)							
DC1 min. / max.	0,6 W / 140 W							
Number of on-load operations	10^5 on AC15							
Number of off-load operations	10^7							
Operating speed F	5 ms	5 ms	5 ms	6 ms	7 ms	5 ms	5 ms	5 ms
O	8 ms	8 ms	8 ms	15 ms	15 ms	8 ms	8 ms	8 ms
Bounce	1,2 ms							
Insulation coil / contact	4000 V RMS							
Resistance to shock coil / contact	4000 V RMS							
Insulation contact / contact	1000 V RMS							
Ambient temperature storage	-40°C to +80°C							
operating	-20°C to +70°C (1)							

Other characteristics		Screw clamp	Spring clamp
Body material	grey ■	UL 94 V0	UL 94 V0
Wire	Solid wire	0,2 - 4 mm² / 24 - 12 AWG	0,2 - 2,5 mm² / 24 - 12 AWG
size	Stranded wire	0,22 - 2,5 mm² / 24 - 12 AWG	0,22 - 2,5 mm² / 24 - 12 AWG
Rated wire size		2,5 mm² / 12 AWG	2,5 mm² / 12 AWG
Wire stripping length		9 mm *.354"*	9 mm *.354"*
Recommended screwdriver		3,5 mm *.137"*	3,5 mm *.137"*
Protection		IP20 *NEMA1*	IP20 *NEMA1*
Recommended torque		0,4 - 0,6 Nm *3.5 - 5.3 lb.in*	0,4 - 0,6 Nm *3.5 - 5.3 lb.in*
Approvals		c UL us pending, CE	
Reference standards		CEI 947-7-1 / CEI 947-1 / CEI 1131-2 (in relevant parts) / CEI 60664-1 / CEM : IRC 1000-4-2, 3, 4, 5, 6.	

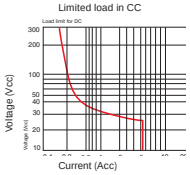

(1) Over 55°C, blocks have to be mounted on horizontal rail with 10 mm spacing between each block. For vertical rail mounting use temperature is 15°C less decreased.

	DC12	AC12	DC13	AC15
24 V	6 A	6 A	1 A	3 A
110/120 V	0,3 A	6 A	0,2 A	3 A
220/230 V	0,2 A	6 A	0,1 A	3 A

Order codes

Description	Type	Order P/N	Packaging	Weight kg
Screw clamp relay module 6 mm spacing	RB 111 A-24VAC/DC	1SNA 645 014 R2700	10	0,02
Screw clamp relay module 6 mm spacing	RB 111 A-48-60VAC/DC	1SNA 645 015 R2000	10	0,02
Screw clamp relay module 6 mm spacing	RB 111 A-115VAC/DC	1SNA 645 016 R2100	10	0,02
Screw clamp relay module 6 mm spacing	RB 111 A-230VAC/DC	1SNA 645 017 R2200	10	0,02
Screw cl. relay mod. with safety switch 6 mm sp.	RB 111 AI-24VAC/DC	1SNA 645 063 R0000	10	0,02
Screw cl. relay mod. w/contact protection 12 mm sp.	RB 111 AR-24VAC/DC	1SNA 645 018 R0300	5	0,03
Screw cl. relay mod. w/contact protection 12 mm sp.	RB 101 AR-24VAC/DC	1SNA 645 019 R0400	5	0,03
Spring clamp relay module 6 mm spacing	RBR 111 A-24VAC/DC	1SNA 645 514 R2100	10	0,02
Spring clamp relay module 6 mm spacing	RBR 111 A-48-60VAC/DC	1SNA 645 515 R2200	10	0,02
Spring clamp relay module 6 mm spacing	RBR 111 A-115VAC/DC	1SNA 645 516 R2300	10	0,02
Spring clamp relay module 6 mm spacing	RBR 111 A-230VAC/DC	1SNA 645 517 R2400	10	0,02
Spring cl. relay mod. with safety switch 6 mm sp.	RBR 111 AI-24VAC/DC	1SNA 645 563 R0200	10	0,02
Spring cl. relay mod. w/contact protection 12 mm sp.	RBR 111 AR-24VAC/DC	1SNA 645 518 R0500	5	0,03
Spring cl. relay mod. w/contact protection 12 mm sp.	RBR 101 AR-24VAC/DC	1SNA 645 519 R0600	5	0,03

Accessories

End section	BADH V0	1SNA 116 900 R2700	50	
	BADL V0	1SNA 399 903 R0200	50	
	BAM2 V0	1SNA 399 967 R0100	50	
Separator end section	SC 612	1SNA 290 474 R0200	10	
Divisible shunt 10 poles	BJ 612-10	1SNA 290 488 R0100	10	
Divisible shunt 70 poles	BJ 612-70	1SNA 290 489 R0200	10	
Screw clamp distribution block sp. 12 mm	D4/12-3A-3A	1SNA 645 031 R2000	5	
Spring clamp distribution block sp. 12 mm	D4/12-3L-3L	1SNA 645 531 R2200	5	
Test plug DIA. 2 mm	FC2	1SNA 007 865 R2600	10	
Marking method	RC65 RC610	see marking		

R600 Relay modules
DIN 3



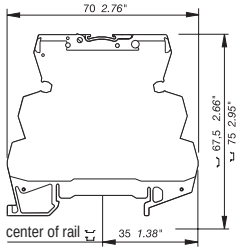

Screw clamp module

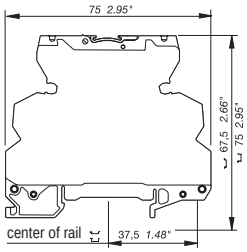

Spring clamp module

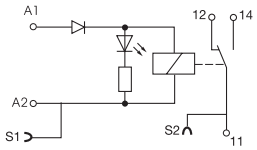

RB...121 - 5-12 V DC

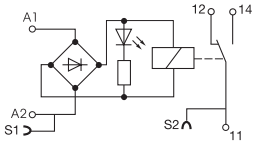

RB...121 A - 24 V AC/DC

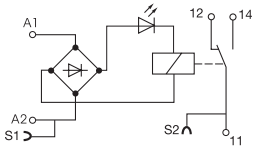

RB...121 A
48-60-115-230 V AC/DC

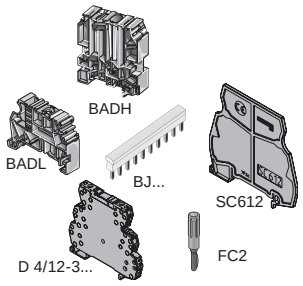

Relay : 1 SPDT level contact 10 mA upto 6 A - 6 mm .236" spacing

Characteristics

Relay characteristics	RB...121		RB...121A				
COIL							±10% on AC +10% -15% on DC
Rated voltage +20%, -15% on DC ; +10%, -10% on AC	5 V DC	12 V DC	24 VAC/DC	48 V AC/DC	60 V AC/DC	115 V AC/DC	230 V AC/DC
Frequency			50 / 60 Hz	50 / 60 Hz	50 / 60 Hz	50 / 60 Hz	50 / 60 Hz
Power	0,2 W	0,2 W	0,24 W	0,33 W	0,54 W	0,46 W	0,8 W
Rated current	40 mA	16 mA	10 mA	7 mA	9 mA	4 mA	3,5 mA
Drop-out voltage at 20°C	1,2 V	2,2 V	4,5 V	8 V	8 V	17 V	27 V
Status device	green LED						
CONTACT							
Type	1 SPDT						
Voltage switching range min./max.	12 V / 250 V AC						
Current switching range min./max.	10 mA / 6 A						
Load switching range							
AC1 min. / max.	0,6 VA / 1500 VA (ohmic load)						
DC1 min. / max.	0,6 W / 140 W						
Number of on-load operations	10^5 on AC15						
Number of off-load operations	10^7						
Operating speed F	5 ms	5 ms	5 ms	5 ms	5 ms	6 ms	7 ms
Operating speed O	8 ms	8 ms	8 ms	8 ms	8 ms	15 ms	16 ms
Bounce	1,2 ms						
Insulation coil / contact	4000 V RMS						
Resistance to shock coil / contact	4000 V RMS						
Insulation contact / contact	1000 V RMS						
Ambient temperature storage	-40°C to +80°C						
Ambient temperature operating	-20°C to +70°C (1)						

Other characteristics	Screw clamp	Spring clamp
Body material grey ■	UL 94 V0	UL 94 V0
Wire Solid wire	0,2 - 4 mm² / 24 - 12 AWG	0,2 - 2,5 mm² / 24 - 12 AWG
size Stranded wire	0,22 - 2,5 mm² / 24 - 12 AWG	0,22 - 2,5 mm² / 24 - 12 AWG
Rated wire size	2,5 mm² / 12 AWG	2,5 mm² / 12 AWG
Wire stripping length	9 mm *.354"*	9 mm *.354"*
Recommended screwdriver	3,5 mm *.137"*	3,5 mm *.137"*
Protection	IP20 *NEMA1*	IP20 *NEMA1*
Recommended torque	0,4 - 0,6 Nm *3.5 - 5.3 lb.in*	0,4 - 0,6 Nm *3.5 - 5.3 lb.in*
Approvals	pending, CE	
Reference standards	CEI 947-7-1 / CEI 947-1 / CEI 1131-2 (in relevant parts) / CEI 60664-1 / CEM : IRC 1000-4-2, 3, 4, 5, 6.	

(1) Over 55°C, blocks have to be mounted on horizontal rail with 10 mm spacing between each block. For vertical rail mounting use temperature is 15°C less decreased.

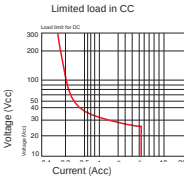

	DC12	AC12	DC13	AC15
24 V	6 A	6 A	1 A	3 A
110/120 V	0,3 A	6 A	0,2 A	3 A
220/230 V	0,2 A	6 A	0,1 A	3 A

Order codes

Description	Type	Order P/N	Packaging	Weight kg
Screw clamp relay module	RB 121-5VDC	1SNA 645 034 R2300	10	0,02
Screw clamp relay module	RB 121-12VDC	1SNA 645 035 R2400	10	0,02
Screw clamp relay module	RB 121 A-24VAC/DC	1SNA 645 001 R0300	10	0,02
Screw clamp relay module	RB 121 A-48-60VAC/DC	1SNA 645 002 R0400	10	0,02
Screw clamp relay module	RB 121 A-115VAC/DC	1SNA 645 003 R0500	10	0,02
Screw clamp relay module	RB 121 A-230VAC/DC	1SNA 645 004 R0400	10	0,02
Spring clamp relay module	RBR 121-5VDC	1SNA 645 534 R2500	10	0,02
Spring clamp relay module	RBR 121-12VDC	1SNA 645 535 R2600	10	0,02
Spring clamp relay module	RBR 121 A-24VAC/DC	1SNA 645 501 R0500	10	0,02
Spring clamp relay module	RBR 121 A-48-60VAC/DC	1SNA 645 502 R0600	10	0,02
Spring clamp relay module	RBR 121 A-115VAC/DC	1SNA 645 503 R0700	10	0,02
Spring clamp relay module	RBR 121 A-230VAC/DC	1SNA 645 504 R0000	10	0,02

Accessories

End section	BADH V0	1SNA 116 900 R2700	50
	BADL V0	1SNA 399 903 R0200	50
	BAM2 V0	1SNA 399 967 R0100	50
Separator end section	SC 612	1SNA 290 474 R0200	10
Divisible shunt 10 poles	BJ 612-10	1SNA 290 488 R0100	10
Divisible shunt 70 poles	BJ 612-70	1SNA 290 489 R0200	10
Screw clamp distribution block sp. 12 mm	D4/12-3A-3A	1SNA 645 031 R2000	5
Spring clamp distribution block sp. 12 mm	D4/12-3L-3L	1SNA 645 531 R2200	5
Test plug DIA. 2 mm	FC2	1SNA 007 865 R2600	10
Marking method	RC65 RC610	see marking	

R600 Relay modules
DIN 3



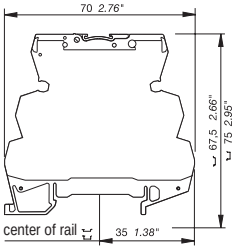

Screw clamp module

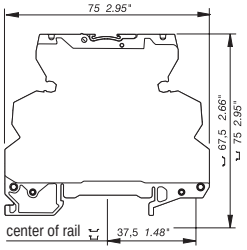

Spring clamp module

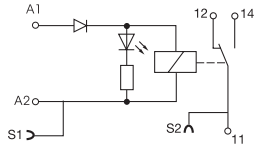

RB...121 - 5-12 V DC

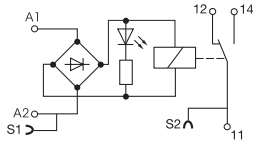

RB...121 A - 24 V AC/DC

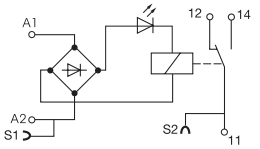

RB...121 A
48-60-115-230 V AC/DC

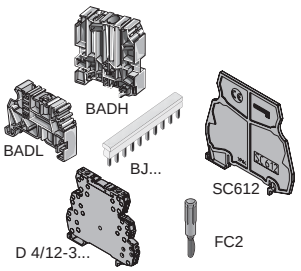

Relay : 1SPDT Low level contact 1 mA upto 6 A - 6 mm .236" spacing

Characteristics

Relay characteristics	RB...121		RB...121A				
COIL							±10% on AC +10% -15% on DC
Rated voltage +20%, -15% on DC ; +10%, -10% on AC	5 V DC	12 V DC	24 VAC/DC	48 V AC/DC	60 V AC/DC	115 V AC/DC	230 V AC/DC
Frequency			50 / 60 Hz	50 / 60 Hz	50 / 60 Hz	50 / 60 Hz	50 / 60 Hz
Power	0,2 W	0,2 W	0,24 W	0,33 W	0,54 W	0,46 W	0,8 W
Rated current	40 mA	16 mA	10 mA	7 mA	9 mA	4 mA	3,5 mA
Drop-out voltage at 20°C	1,2 V	2,2 V	4,5 V	8 V	8 V	17 V	27 V
Status device	green LED						
CONTACT							
Type	1 SPDT						
Voltage switching range min./max.	5 V / 250 V AC						
Current switching range min./max.	1 mA / 6 A						
Load switching range							
AC1 min. / max.	0,05 VA / 1500 VA (ohmic load)						
DC1 min. / max.	0,05 W / 140 W						
Number of on-load operations	10^5 on AC15						
Number of off-load operations	10^7						
Operating speed F	5 ms	5 ms	5 ms	5 ms	5 ms	6 ms	7 ms
Operating speed O	8 ms	8 ms	8 ms	8 ms	8 ms	15 ms	16 ms
Bounce	1,2 ms						
Insulation coil / contact	4000 V RMS						
Resistance to shock coil / contact	4000 V RMS						
Insulation contact / contact	1000 V RMS						
Ambient temperature storage	-40°C to +80°C						
Ambient temperature operating	-20°C to +70°C (1)						

Other characteristics		Screw clamp	Spring clamp
Body material	grey ■	UL 94 V0	UL 94 V0
Wire size	Solid wire	0,2 - 4 mm² / 24 - 12 AWG	0,2 - 2,5 mm² / 24 - 12 AWG
	Stranded wire	0,22 - 2,5 mm² / 24 - 12 AWG	0,22 - 2,5 mm² / 24 - 12 AWG
Rated wire size		2,5 mm² / 12 AWG	2,5 mm² / 12 AWG
Wire stripping length		9 mm *.354"*	9 mm *.354"*
Recommended screwdriver		3,5 mm *.137"*	3,5 mm *.137"*
Protection		IP20 *NEMA1*	IP20 *NEMA1*
Recommended torque		0,4 - 0,6 Nm *3.5 - 5.3 lb.in*	0,4 - 0,6 Nm *3.5 - 5.3 lb.in*
Approvals		c UL us pending, CE	
Reference standards		CEI 947-7-1 / CEI 947-1 / CEI 1131-2 (in relevant parts) / CEI 60664-1 / CEM : IRC 1000-4-2, 3, 4, 5, 6.	

(1) Over 55°C, blocks have to be mounted on horizontal rail with 10 mm spacing between each block. For vertical rail mounting use temperature is 15°C less decreased.

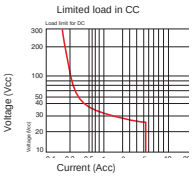

	DC12	AC12	DC13	AC15
24 V	6 A	6 A	1 A	3 A
110/120 V	0,3 A	6 A	0,2 A	3 A
220/230 V	0,2 A	6 A	0,1 A	3 A

Order codes

Description	Type	Order P/N	Packaging	Weight kg
Screw clamp relay module low level contact	RB 121-5VDC	1SNA 645 036 R2500	10	0,02
Screw clamp relay module low level contact	RB 121-12VDC	1SNA 645 037 R2600	10	0,02
Screw clamp relay module low level contact	RB 121 A-24VAC/DC	1SNA 645 005 R0700	10	0,02
Screw clamp relay module low level contact	RB 121 A-48-60VAC/DC	1SNA 645 006 R0000	10	0,02
Screw clamp relay module low level contact	RB 121 A-115VAC/DC	1SNA 645 007 R0100	10	0,02
Screw clamp relay module low level contact	RB 121 A-230VAC/DC	1SNA 645 008 R1200	10	0,02
Spring clamp relay module low level contact	RBR 121-5VDC	1SNA 645 536 R2700	10	0,02
Spring clamp relay module low level contact	RBR 121-12VDC	1SNA 645 537 R2000	10	0,02
Spring clamp relay module low level contact	RBR 121 A-24VAC/DC	1SNA 645 505 R0100	10	0,02
Spring clamp relay module low level contact	RBR 121 A-48-60VAC/DC	1SNA 645 506 R0200	10	0,02
Spring clamp relay module low level contact	RBR 121 A-115VAC/DC	1SNA 645 507 R0300	10	0,02
Spring clamp relay module low level contact	RBR 121 A-230VAC/DC	1SNA 645 508 R1400	10	0,02

Accessories

End section	BADH V0	1SNA 116 900 R2700	50
	BADL V0	1SNA 399 903 R0200	50
	BAM2 V0	1SNA 399 967 R0100	50
Separator end section	SC 612	1SNA 290 474 R0200	10
Divisible shunt 10 poles	BJ 612-10	1SNA 290 488 R0100	10
Divisible shunt 70 poles	BJ 612-70	1SNA 290 489 R0200	10
Screw clamp distribution block sp. 12 mm	D4/12-3A-3A	1SNA 645 031 R2000	5
Spring clamp distribution block sp. 12 mm	D4/12-3L-3L	1SNA 645 531 R2200	5
Test plug DIA. 2 mm	FC2	1SNA 007 865 R2600	10
Marking method	RC65 RC610	see marking	

R600 Relay modules
DIN 3



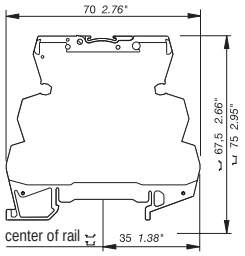

Screw clamp module

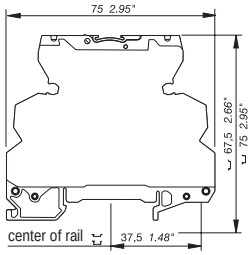

Spring clamp module

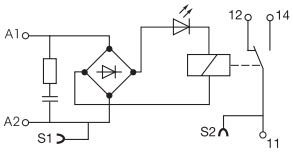

RB...121 AR

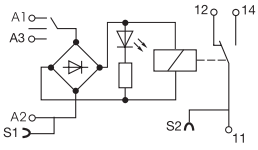

RB...121 AI

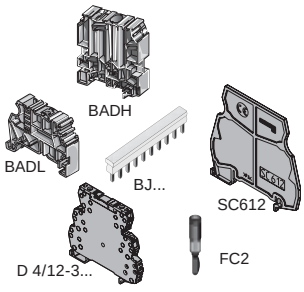

Relay : 1 SPDT with switch or with Leakage current protection - 12 mm .472" spacing

Characteristics

Relay characteristics	**RB...121 AR**		**RB...121 AI**					
COIL								
Rated voltage +20%, -15%		±10% on AC +10% -15% on DC						
on DC ; +10%, -10% on AC	115 V AC/DC	230 V AC/DC	24 VAC/DC	24 VAC/DC	24 VAC/DC	24 VAC/DC		
Frequency	50 / 60 Hz	50 / 60 Hz	50 / 60 Hz	50 / 60 Hz	50 / 60 Hz	50 / 60 Hz		
Power	2 W	2,8 W	0,24 W	0,24 W	0,24 W	0,24 W		
Rated current	18 mA	12 mA	10 mA	10 mA	10 mA	10 mA		
Drop-out voltage at 20°C	17 V	27 V	4,5 V	4,5 V	4,5 V	4,5 V		
Status device	green LED				green LED			
CONTACT								
Type	1 SPDT				1 SPDT			
Voltage switching range min./max.	12 V / 250 V				5 V / 250 V			
Current switching range min./max.	10 mA / 6 A				1 mA / 6 A			
Load switching range								
AC1 min. / max.	0,6 VA / 1500 VA (ohmic load)				0,05 VA/1500 VA (ohmic load)			
DC1 min. / max.	0,6 W / 140 W				0,05 W / 140 W			
Number of on-load operations	10^5 on AC15				10^5 on AC15			
Number of off-load operations	10^7				10^7			
Operating speed F	6 ms	7 ms	5 ms	5 ms	5 ms	5 ms		
O	15 ms	16 ms	8 ms	8 ms	8 ms	8 ms		
Bounce								
Insulation coil / contact	4000 V RMS							
Resistance to shock coil / contact	4000 V RMS							
Insulation contact / contact	1000 V RMS							
Ambient temperature storage	-40°C to +80°C							
operating	-20°C to +70°C (1)							

Other characteristics		Screw clamp	Spring clamp
Body material	grey ■	UL 94 V0	UL 94 V0
Wire	Solid wire	0,2 - 4 mm² / 24 - 12 AWG	0,2 - 2,5 mm² / 24 - 12 AWG
size	Stranded wire	0,22 - 2,5 mm² / 24 - 12 AWG	0,22 - 2,5 mm² / 24 - 12 AWG
Rated wire size		2,5 mm² / 12 AWG	2,5 mm² / 12 AWG
Wire stripping length		9 mm *.354"*	9 mm *.354"*
Recommended screwdriver		3,5 mm *.137"*	3,5 mm *.137"*
Protection		IP20 *NEMA1*	IP20 *NEMA1*
Recommended torque		0,4 - 0,6 Nm *3.5 - 5.3 lb.in*	0,4 - 0,6 Nm *3.5 - 5.3 lb.in*
Approvals		c UL us pending, CE	
Reference standards		CEI 947-7-1 / CEI 947-1 / CEI 1131-2 (in relevant parts) / CEI 60664-1 / CEM : IRC 1000-4-2, 3, 4, 5, 6.	

(1) Over 55°C, blocks have to be mounted on horizontal rail with 10 mm spacing between each block. For vertical rail mounting use temperature is 15°C less decreased.

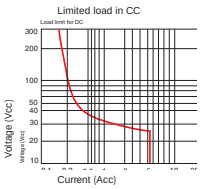

	DC12	AC12	DC13	AC15
24 V	6 A	6 A	1 A	3 A
110/120 V	0,3 A	6 A	0,2 A	3 A
220/230 V	0,2 A	6 A	0,1 A	3 A

Order codes

Description	**Type**	**Order P/N**	**Packaging**	**Weight kg**
Screw cl. relay module w/leakage current protection	RB 121 AR-115VAC/DC	1SNA 645 046 R0700	5	0,03
Screw cl. relay module w/leakage current protection	RB 121 AR-230VAC/DC	1SNA 645 011 R2400	5	0,03
Screw clamp relay module with switch	RB 121 AI-24VAC/DC	1SNA 645 032 R2100	5	0,03
Screw clamp relay module with safety switch	RB 121 AI-24VAC/DC	1SNA 645 009 R1300	5	0,03
Screw clamp relay module low level w/switch	RB 121 AI-24VAC/DC	1SNA 645 033 R2200	5	0,03
Screw clamp relay module low level w/safety switch	RB 121 AI-24VAC/DC	1SNA 645 010 R0700	5	0,03
Spring cl. relay module w/leakage current protection	RBR 121 AR-115VAC/DC	1SNA 645 546 R0100	5	0,03
Spring cl. relay module w/leakage current protection	RBR 121 AR-230VAC/DC	1SNA 645 511 R2600	5	0,03
Spring clamp relay module with switch	RBR 121 AI-24VAC/DC	1SNA 645 532 R2300	5	0,03
Spring clamp relay module with safety switch	RBR 121 AI-24VAC/DC	1SNA 645 509 R1500	5	0,03
Spring clamp relay module low level w/switch	RBR 121 AI-24VAC/DC	1SNA 645 533 R2400	5	0,03
Spring clamp relay module low level w/safety switch	RBR 121 AI-24VAC/DC	1SNA 645 510 R0100	5	0,03

Accessories

End section	BADH V0	1SNA 116 900 R2700	50	
	BADL V0	1SNA 399 903 R0200	50	
	BAM2 V0	1SNA 399 967 R0100	50	
Separator end section	SC 612	1SNA 290 474 R0200	10	
Divisible shunt 10 poles	BJ 612-10	1SNA 290 488 R0100	10	
Divisible shunt 70 poles	BJ 612-70	1SNA 290 489 R0200	10	
Screw clamp distribution block sp. 12 mm	D4/12-3A-3A	1SNA 645 031 R2000	5	
Spring clamp distribution block sp. 12 mm	D4/12-3L-3L	1SNA 645 531 R2200	5	
Test plug DIA. 2 mm	FC2	1SNA 007 865 R2600	10	
Marking method	RC65 RC610	see marking		

R600 Relay modules
DIN 3



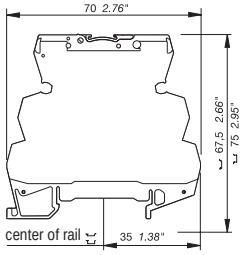

Screw clamp module

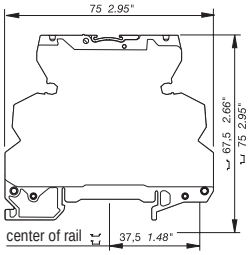

Spring clamp module

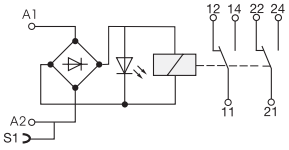

RB...122 A
24-48-60 V AC/DC

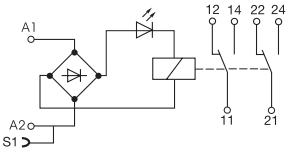

RB...122 A
115-230 V AC/DC

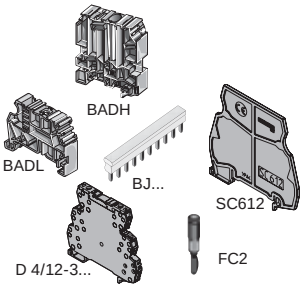

Relay : 1DPDT Low level contact 1 mA upto 8 A - 12 mm .472" spacing

Characteristics

Relay characteristics	**RB...122A**							
COIL					±10% on AC +10% -15% on DC			
Rated voltage +20%, -15% on DC ; +10%, -10% on AC	24 VAC/DC	48 V AC/DC	60 V AC/DC	115 V AC/DC	230 V AC/DC			
Frequency	50 / 60 Hz	50 / 60 Hz	50 / 60 Hz	50 / 60 Hz	50 / 60 Hz			
Power	0,48 W	0,62 W	0,96 W	0,58 W	1,15 W			
Rated current	20 mA	13 mA	16 mA	5 mA	5 mA			
Drop-out voltage at 20°C	5,4 V	8,8 V	8,8 V	20 V	10 V			
Status device	green LED							
CONTACT								
Type	1 DPDT							
Voltage switching range min./max.	5 V / 250 V DC - 250 V AC							
Current switching range min./max.	1 mA / 8 A							
Load switching range								
AC1 min. / max.	5 mVA / 1500 VA							
DC1 min. / max.	5 mW / 192 W							
Number of on-load operations	10^5							
Number of off-load operations	2 x 10^7							
Operating speed F	6 ms	10 ms	10 ms	6 ms	6 ms			
O	10 ms	14 ms	14 ms	15 ms	15 ms			
Bounce	1 ms							
Insulation coil / contact	4000 V RMS							
Resistance to shock coil / contact	4000 V RMS							
Insulation contact / contact	3500 V RMS							
Ambient temperature storage	-40°C to +80°C							
operating	-20°C to +70°C (1)							

Other characteristics		Screw clamp	Spring clamp
Body material	grey ■	UL 94 V0	UL 94 V0
Wire	Solid wire	0,2 - 4 mm² / 24 - 12 AWG	0,2 - 2,5 mm² / 24 - 12 AWG
size	Stranded wire	0,22 - 2,5 mm² / 24 - 12 AWG	0,22 - 2,5 mm² / 24 - 12 AWG
Rated wire size		2,5 mm² / 12 AWG	2,5 mm² / 12 AWG
Wire stripping length		9 mm *.354"*	9 mm *.354"*
Recommended screwdriver		3,5 mm *.137"*	3,5 mm *.137"*
Protection		IP20 *NEMA1*	IP20 *NEMA1*
Recommended torque		0,4 - 0,6 Nm *3.5 - 5.3 lb.in*	0,4 - 0,6 Nm *3.5 - 5.3 lb.in*
Approvals		c UL us pending, CE	
Reference standards		CEI 947-7-1 / CEI 947-1 / CEI 1131-2 (in relevant parts) / CEI 60664-1 / CEM : IRC 1000-4-2, 3, 4, 5, 6.	

(1) Over 55°C, blocks have to be mounted on horizontal rail with 10 mm spacing between each block. For vertical rail mounting use temperature is 15°C less decreased.

Order codes

Description	**Type**	**Order P/N**	**Packaging**	**Weight kg**
Screw clamp relay module	RB 122 A-24VAC/DC	1SNA 645 012 R2500	5	0,03
Screw clamp relay module	RB 122 A-48-60VAC/DC	1SNA 645 040 R1500	5	0,03
Screw clamp relay module	RB 122 A-115VAC/DC	1SNA 645 041 R0200	5	0,03
Screw clamp relay module	RB 122 A-230VAC/DC	1SNA 645 013 R2600	5	0,03
Spring clamp relay module	RBR 122 A-24VAC/DC	1SNA 645 512 R2700	5	0,03
Spring clamp relay module	RBR 122 A-48-60VAC/DC	1SNA 645 540 R1700	5	0,03
Spring clamp relay module	RBR 122 A-115VAC/DC	1SNA 645 541 R0400	5	0,03
Spring clamp relay module	RBR 122 A-230VAC/DC	1SNA 645 513 R2000	5	0,03

Accessories

End section	BADH V0	1SNA 116 900 R2700	50
	BADL V0	1SNA 399 903 R0200	50
	BAM2 V0	1SNA 399 967 R0100	50
Separator end section	SC 612	1SNA 290 474 R0200	10
Divisible shunt 10 poles	BJ 612-10	1SNA 290 488 R0100	10
Divisible shunt 70 poles	BJ 612-70	1SNA 290 489 R0200	10
Screw clamp distribution block sp. 12 mm	D4/12-3A-3A	1SNA 645 031 R2000	5
Spring clamp distribution block sp. 12 mm	D4/12-3L-3L	1SNA 645 531 R2200	5
Test plug DIA. 2 mm	FC2	1SNA 007 865 R2600	10
Marking method	RC65 RC610	see marking	