

Position switches, 1N/C+1N/O, rounded plunger, Cold Climate -40°C

Part no. LS-11S-CC
Article no. 176881
Catalog No. LS-11S-CC

Powering Business Worldwide

Delivery programme

Basic function			Position switches Safety position switches
Part group reference			LS(M)-…
Product range			Rounded plunger
Degree of Protection			IP65
Features			Basic device, expandable
Ambient temperature		°C	-40 - +70
Design			EN 50047 Form B
Contacts			
N/O = Normally open			1 N/O
N/C = Normally closed			1 NC
Notes			= safety function, by positive opening to IEC/EN 60947-5-1
Contact sequence			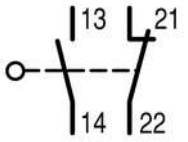
Contact travel ■ = Contact closed □ = Contact open			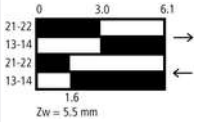
Positive opening (ZW)			yes
Colour			
Enclosure covers			Yellow
Enclosure covers			
Housing			Insulated material
Connection type			Cage Clamp
Notes			Cage-Clamp is a registered trademark of Wago Kontakttechnik, 32432 Minden, Germany. Accessories for the Cage-Clamp terminals from Wago:power comb, gray, Wago Article No. 264-402

Technical data

General

Standards			IEC/EN 60947
Climatic proofing			Damp heat, constant, to IEC 60068-2-78; damp heat, cyclical, to IEC 60068-2-30
Ambient temperature		°C	-40 - +70
Mounting position			As required
Degree of Protection			IP65
Terminal capacities		mm^2	
Solid		mm^2	1 x (0.5 - 2.5)

Flexible with ferrule		mm^2	1 x (0.5 - 1.5)

Contacts/switching capacity

Rated impulse withstand voltage	U_{imp}	V AC	4000
Rated insulation voltage	U_i	V	400
Overvoltage category/pollution degree			III/3
Rated operational current	I_e	A	
AC-15			
24 V	I_e	A	6
220 V 230 V 240 V	I_e	A	6
380 V 400 V 415 V	I_e	A	4
DC-13			
24 V	I_e	A	3
110 V	I_e	A	0.6
220 V	I_e	A	0.3
Control circuit reliability			
at 24 V DC/5 mA	H_F	Fault probability	$< 10^{-7}$, < 1 fault in 107 operations
at 5 V DC/1 mA	H_F	Fault probability	$< 10^{-6}$, < 1 failure at 5 x 10^6 operations
Supply frequency		Hz	max. 400
Short-circuit rating to IEC/EN 60947-5-1			
max. fuse		A gG/gL	6
Repetition accuracy		mm	0.15
Rated conditional short-circuit current		kA	1

Mechanical variables

Lifespan, mechanical	Operations	x 10^6	8
Contact temperature of roller head		°C	100
Mechanical shock resistance (half-sinusoidal shock, 20 ms)			
Standard-action contact		g	25
Operating frequency	Operations/h		6000

Actuation

Mechanical			
Actuating force at beginning/end of stroke		N	1.0/8.0
Actuating torque of rotary drives		Nm	0.2
Max. operating speed with DIN cam		m/s	1/0.5
Notes			for angle of actuation α = 0°/30°

Design verification as per IEC/EN 61439

Technical data for design verification			
Operating ambient temperature min.		°C	-40
Operating ambient temperature max.		°C	70

Technical data ETIM 6.0

Sensors (EG000026) / End switch (EC000030)			
Electric engineering, automation, process control engineering / Binary sensor technology, safety-related sensor technology / Position switch / Position switch (Type 1) (ecl@ss8.1-27-27-06-01 [AGZ382012])			
Width sensor		mm	31
Diameter sensor		mm	0
Height of sensor		mm	61
Length of sensor		mm	33.5
Rated operation current Ie at AC-15, 24 V		A	6
Rated operation current Ie at AC-15, 125 V		A	6
Rated operation current Ie at AC-15, 230 V		A	6
Rated operation current Ie at DC-13, 24 V		A	3
Rated operation current Ie at DC-13, 125 V		A	0.8

Rated operation current Ie at DC-13, 230 V	A	0.3
Switching function		Quick-break switch
Output electronic		No
Forced opening		Yes
Number of safety auxiliary contacts		1
Number of contacts as normally closed contact		1
Number of contacts as normally open contact		1
Number of contacts as change-over contact		0
Type of interface		None
Type of interface for safety communication		None
Housing according to norm		DIN EN 50047
Construction type housing		Cuboid
Material housing		Plastic
Coating housing		-
Type of control element		Plunger
Alignment of the control element		-
Type of electric connection		-
With status indication		No
Suitable for safety functions		Yes
Explosion safety category for gas		None
Explosion safety category for dust		None
Ambient temperature during operating	°C	-40 - 70
Degree of protection (IP)		IP65

Dimensions

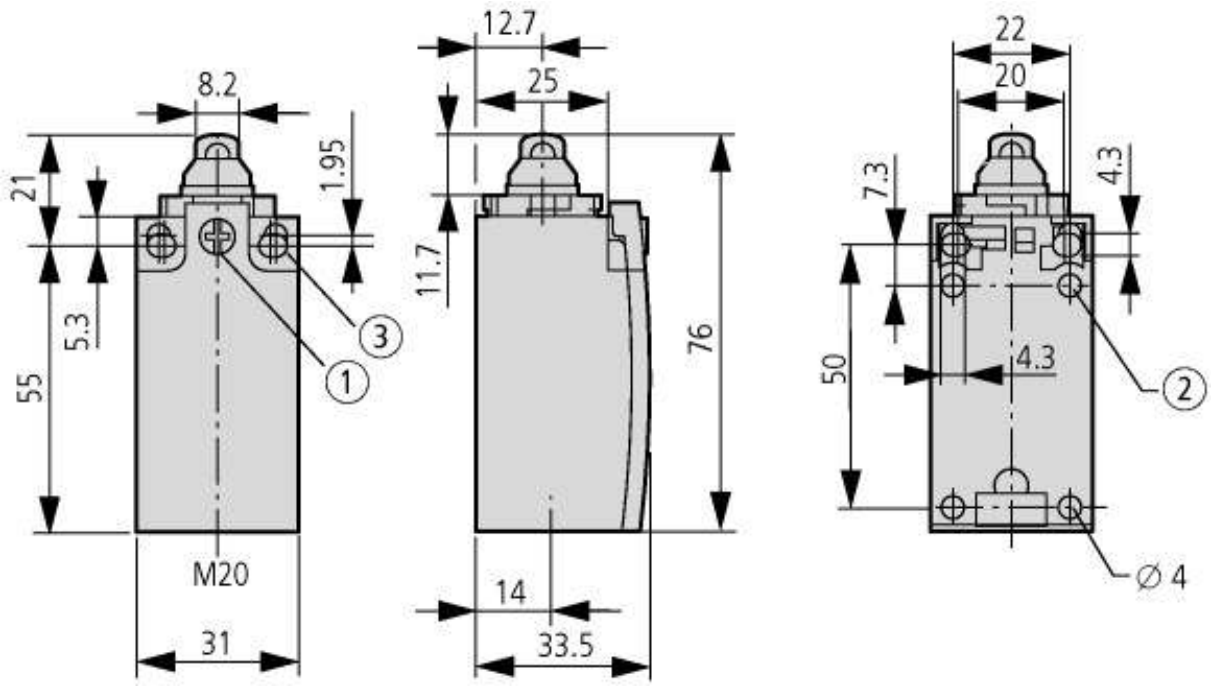

① Tightening torque Cover screw: 0.8 Nm ±0.2 Nm

② only with LS (insulated version)

③ Fixing screw 2 x M4 ≧ 30

M_A = 1.5 Nm

Additional product information (links)

IL053001ZU LS-Titan position switch: basic device	
IL053001ZU LS-Titan position switch: basic device	ftp://ftp.moeller.net/DOCUMENTATION/AWA_INSTRUCTIONS/IL053001ZU2013_08.pdf

© 07/2016 by Eaton Industries GmbH