THE INFORMATION CONTAINED IN THIS DRAWING IS THE SOLE PROPERTY OF L-COM, INC. ANY REPRODUCTION IN PART OR WHOLE WITHOUT THE WRITTEN PERMISSION OF L-COM, INC. IS PROHIBITED.

REVISIONS

REV	DESCRIPTION	DATE	APPROVED
C	ECN 4260: CN RELEASE	9/15/09	D. CASTRO
D	ECN 6458: USE NEW LOGO, REVISE DIMS .33 TO .43, .670 TO .675	10/12/12	D.FRISIELLO
E	ECN 6692: ADDED BOTTOM VIEW FOR CLARITY, ADDED ROHS	2/20/13	D.FRISIELLO
F	ECN 8409: UPDATE TEMPERATURE RATING TO -10~70ºC	7/15/16	S.LI

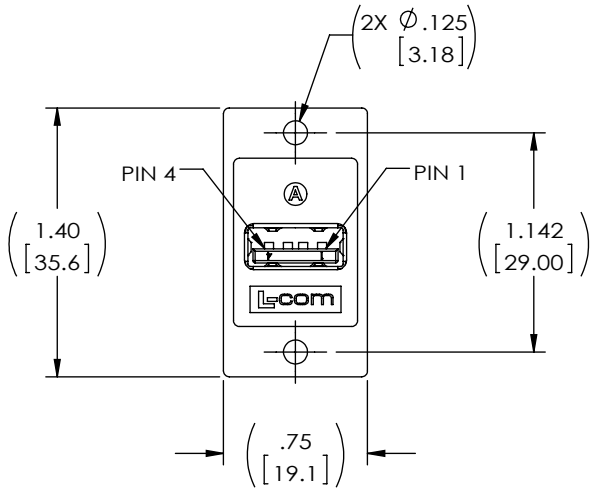

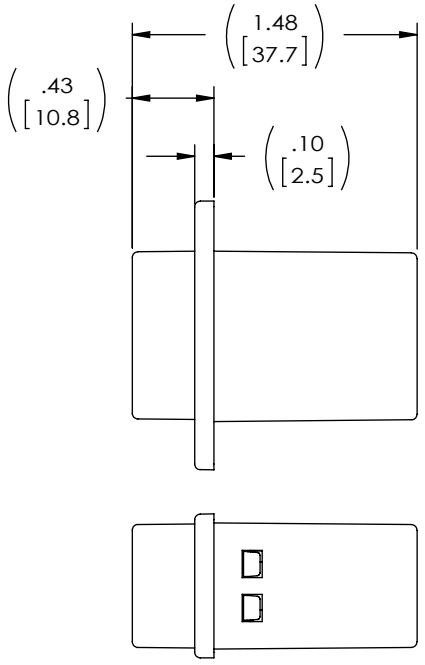

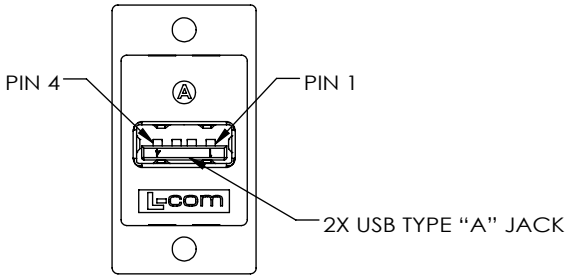

WIRING MAP

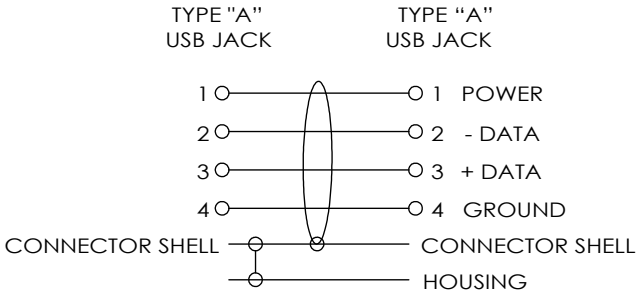

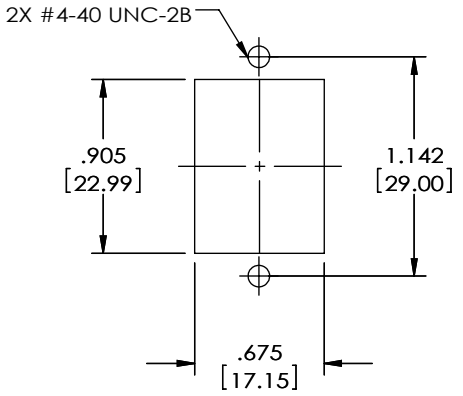

RECOMMENDED
PANEL CUTOUT

NOTES:

MATERIAL:
COUPLER HOUSING: ABS, UL94V-0.
CONNECTOR PLASTIC: PBT WITH GLASS FIBER
CONNECTOR CONTACTS: BRASS
CONNECTOR SHELL: BRASS
PCB: EPOXY GLASS FP-4, 94V-0 FLAMMABILITY RATING

FINISH:
COUPLER HOUSING: CHROME
CONNECTOR CONTACTS: GOLD, 30µ MICRO INCH
CONNECTOR SHELL: NICKEL

ENVIRONMENTAL:
OPERATING TEMPERATURE: -10˚C TO +70˚C (F)

PACKAGING:
COMPONENT SHALL BE INDIVIDUALLY PACKAGED IN ACCORDANCE WITH L-COM SPECIFICATION PS-0031.

REGULATORY COMPLIANCE:
CE2011/65/EU(RoHS DIRECTIVE)

UNLESS OTHERWISE SPECIFIED,
DIMENSIONS ARE IN INCHES [mm]
OVERALL CABLE LENGTH TOLERANCE:
≤12 [305] = +1 [25] / -0
>12 [305] ≤60 [1524] = +2 [51] / -0
>60 [1524] ≤120 [3048] = +4 [102] / -0
>120 [3048] ≤300 [7620] = +6 [152] / -0
>300 [7620] = +5% / -0%
ALL OTHER DIMENSIONAL TOLERANCES:
.X = ± .2 [5.08]
.XX = ± .02 [.51]
.XXX = ±.005 [.13]
PROJECTION

APPROVALS	DATE
DRAWN BY E. STAUBLE	2008.05.12
CHECKED BY D. CASTRO	2008.05.13
APPROVED BY D. PARHAM	2008.05.14

CONFIGURATION DETAILS OF UNDIMENSIONED FEATURES MAY VARY

COLOR VARIATIONS MAY OCCUR

L-COM Global Connectivity
50 HIGH STREET
NORTH ANDOVER, MA
01845

CATEGORY
USB

PRODUCT DESCRIPTION
USB A-A PANEL ADPT SHIELDED

SIZE	FSCM NO.	DWG. NO.	REV.
A	43321	ECF504-UAAS	F

SCALE: NONE | CAD FILE: ECF504-UAAS.SLDDRW | SHEET 1 OF 1