Structural system XD

Contents

System information....497
Beams XD....498
Support beams....498
Cover strip....498
Angle brackets....498
Connecting strips....498
T-slot nut....499
Adjustable feet....499
Enclosure profiles....499
Enclosure strips....500
Multiblock....500
Door accessories....500
Components for XD doors in XD frames....500
Components for XD doors in XC frames....500

System information



Features

Structural system XD is based on the module 22 mm (XC: 44 mm, XF: 30 mm). Attractive styling and re-usability makes XD equally suitable for prototypes and production quantities.

Designing and building a XD structure is simple and straightforward, and the resulting design retains the flexibility typical of all products from FlexLink Systems.

Beams XD

Lengths and tolerance aluminium beams

“3 m” aluminium beams

If no other tolerance is stated in the catalogue all “3 m” aluminium beams will be delivered with a length of 3030 ±5 mm

The extra length compensates for cut losses on local site.

“L-cut” aluminium beams

If no other range is mentioned in the catalogue L-cut aluminium beams can be ordered in the range of 30-3000 mm.

Length tolerances:

Cut length L (mm)	Length tolerance (mm)
30-1000	±0,3
1001-2000	±0,5
2001-3000	±0,8

Support beams

Support beam 22×22

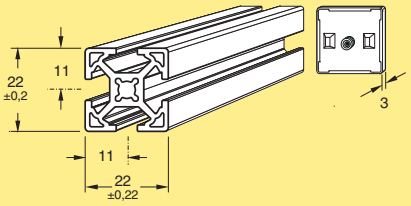

Beam 22 mm × 22 mm
Aluminium, anodized
Length 3 m (3030 ±5 mm) **XDBM 3×22**
Length to order (30- 3000 mm) **XDBM L×22**

End cap, polyamide **XDBE 22 L**

Cover strip

Cover strip, PVC

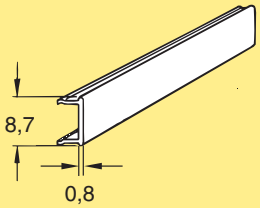

Cover strip
Length 3 m
Polyvinyl chloride **XDAC 3 P**

Angle brackets

Angle bracket, die-cast, 20×20×20

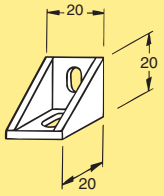

Angle bracket
Aluminium, die-cast **XDFA 22 A**

Mounting: MLC6S 5×8, BRB 5.3×10, XDAN 5 A

Connecting strips

Connecting strip

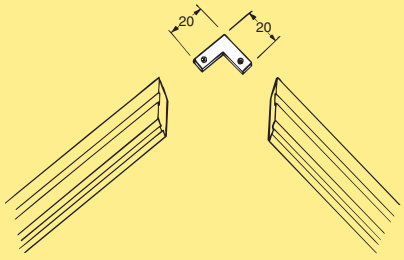

Angular connecting strip 90°
Including set screws
Steel, electro-zinc-plated **XDFW 9**

Connecting strip

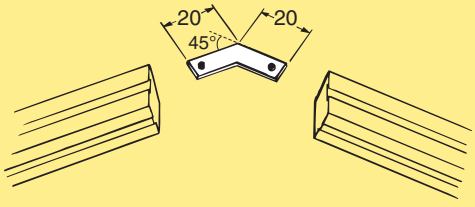

Angular connecting strip 45°
Including set screws
Steel, electro-zinc-plated **XDFW 9x45**

Connecting strip

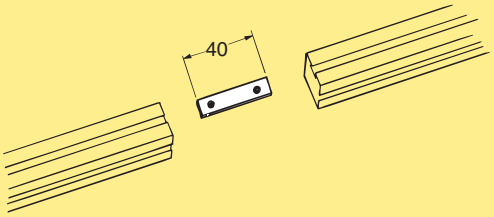

Connecting strip, straight
Including set screws
Steel, electro-zinc-plated **XDFC 9x40**

 © FlexLink 2025

T-slot nut

T-slot nut for System XD T-slot

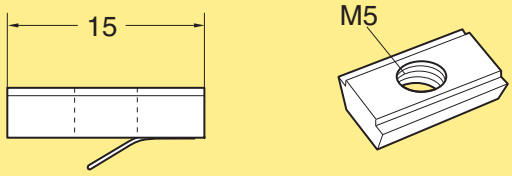

T-slot nut for XD
Steel, zinc-chromated
M5

XDAN 5 A

Adjustable feet

Adjustable foot

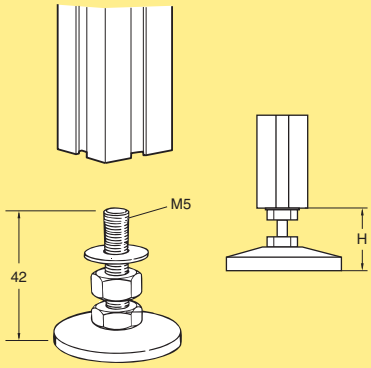

Adjustable foot (M5 screw)
H=21-30 mm
Steel, electro-zinc-plated
M5 thread

XDFS 5x30

Including nut. Maximum vertical load 250 N

Enclosure profiles

Enclosure beam 22×22, four T-slots

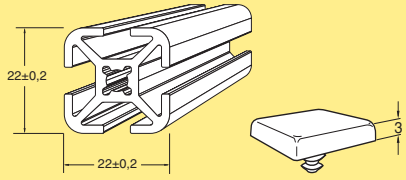

Enclosure profile, square section
22 mm × 22 mm, four T-slots
Aluminium, anodized
Length 3 m (3030 ±5 mm) **XDEB 3×22**
Length to order (30- 3000 mm) **XDEB L×22**

End cap, polyamide, grey **XDEE 22***

With standard XD T-slots and hole for M5
**Note. Contains 10 pcs.*

Enclosure beam 22×22, two T-slots

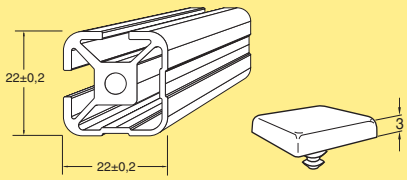

Enclosure profile, square section
22 mm × 22 mm, two T-slots
Aluminium, anodized
Length 3 m (3030 ±5 mm) **XDEB 3×22 T2**
Length to order (30- 3000 mm) **XDEB L×22 T2**

End cap, polyamide, grey **XDEE 22***

With standard XD T-slots and hole for M5
**Note. Contains 10 pcs.*

Enclosure beam 22×22, three T-slots

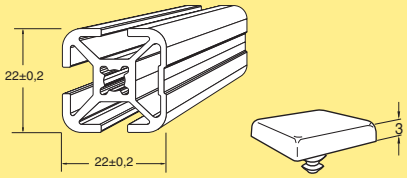

Enclosure profile, square section
22 mm × 22 mm, three T-slots
Aluminium, anodized
Length 3 m (3030 ±5 mm) **XDEB 3×22 T3**
Length to order (30- 3000 mm) **XDEB L×22 T3**

End cap, polyamide, grey **XDEE 22***

With standard XD T-slots and hole for M5
**Note. Contains 10 pcs.*

Enclosure connector kit

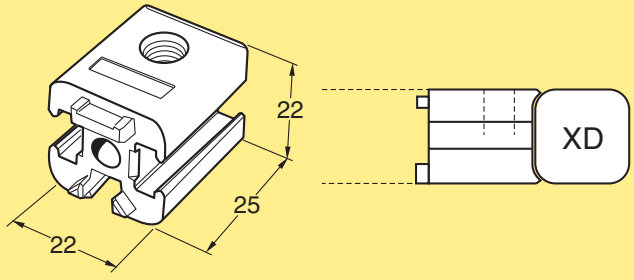

Enclosure connector kit
Aluminium, die-cast **XDEF 22**

Including the necessary mounting hardware

Enclosure strips

Rim strip

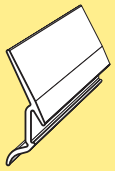



Rim strip
Length 3 m
Polyvinyl chloride, grey

XDET 3 A

Net strip



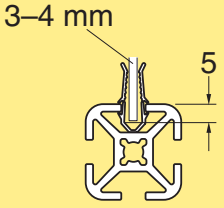

Net strip
Length 3 m
Polyvinyl chloride, grey

XDET 3 C

Multiblock

Multiblock

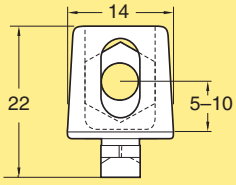

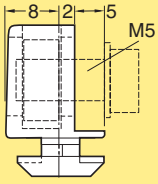



Multiblock
Polyamide

XDAM 2

Including M5 square nut

Door accessories

Handle assembly XC/XD/XF, polyamide

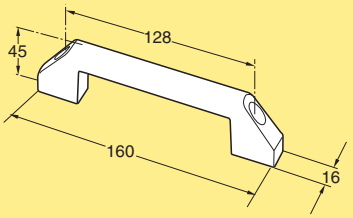

Handle assembly
Polyamide

XDEH 160

Including adapter plate for XC
Mounting XD: MC6S 5×12 (2), XDAN 5 A(2)

Components for XD doors in XD frames

Hinge kit XD–XD

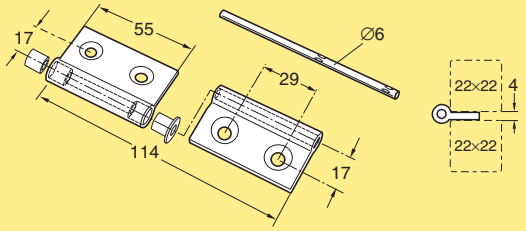

Hinge kit XD–XD
Aluminium

XDAH 110 B

Including the necessary mounting hardware

© FlexLink 2025