84-5031.2B40 - Emergency-stop switch complete, foolproof EN IEC 60947-5-5

84-5031.2B40 - Emergency-stop switch complete, foolproof EN IEC 60947-5-5

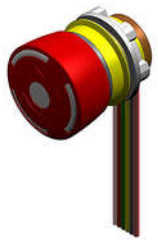

Attention: The preview is based on a sample product. This can differ from your current configuration.

Mounting

Mounting cut-out	Ø 22.5 mm
Design	raised

Front

Front dimension	Ø 32 mm
Front shape	round

Other Attributes

Weight	0.036 kg
Operating voltage	5 ... 30 V DC
Operation current	9.7 ... 12.4 mA

Operating-/Indication part

Lens material	Plastic
Lens colour	red
Lens profile	Mushroom
Lens optics	opaque

IP-Rating

Front protection	IP 65

Connection Method

Terminal	Flat ribbon cable

Actuator

Switching action	Maintained

Switching element

Switching voltage	250 V AC/DC
Switching current	5 A
Switching system	Slow-make switching element
Contacts	1 NC + 1 NO
Contact material	Gold

Illumination

LED colour	Single-LED red

Function

Emergency stop switch

84-5031.2B40 - Emergency-stop switch complete, foolproof EN IEC 60947-5-5

Dimensions

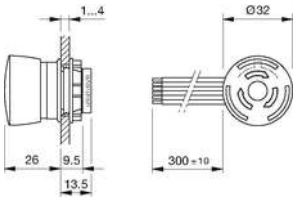

F1 = Flat ribbon cable

Mounting cut-outs

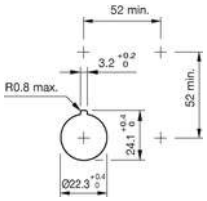

Wiring diagram

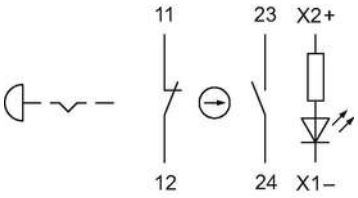

Component layout



Additional information

Twist to unlock clockwise
Position indication ring black
Application as per DIN EN ISO 13850 and EN 60204-1
Standard version: Flat ribbon-cable length 300 mm or plug-in terminal 2.8 x 0.5 mm
Other options on request: Customisation of flat ribbon-cable and connectors
Luminosity and wave length variations caused by LED manufacturing processes may cause slight differences regarding the illumination

Legend

Contacts: NC = Normally closed, NO = Normally open