G2ZA20 10MIN

Manufacturer data sheet: V.067

Timing relay - multifunction

Status: Available Data sheet created: 01.07.2025
Item Number: 120601 - **Serie:** Gamma - **EAN:** 9008662007710



- Timer relay GAMMA series
- Multifunction
- 5 functions
- 4 time ranges
- Supply voltage selectable via transformer module series TR2/SNT2 / switching power supply unit
- 2 changeover contacts
- width 22.5mm
- industrial design

Description

Precise and reliable switching and control in industrial and commercial applications.

General information

Short description	Multifunction (5 fct.), off-delayed - 10min, 2 change-over contacts
Item Number	120601
EAN	9008662007710
Main category	Timing Relays
Series	Gamma
Type	G2ZA20 10MIN
Design	Industrial design
Supply	12-400V AC
Dimensions	22.5 x 103 x 90 mm

Functions and measurands

The selection of the time function must be made in the de-energized state.

Amount of functions 5



ON delay (E)
When the supply voltage U is applied, the set time t starts to run (green LED U/t flashes). After the time t has elapsed (green LED U/t illuminated), the output relay R switches into on-position (yellow LED illuminated). This state remains until the supply voltage is interrupted. If the supply voltage is interrupted before the time t has elapsed, the time that has already elapsed is deleted and restarted when the supply voltage is next applied.



OFF delay without auxiliary voltage (A)
When the supply voltage U is supplied, the output relay R swiches into on-position (green LED U illuminated). If the supply voltage is interrupted (green LED U not illuminated), the set interval t begins. After the set interval t has expired the output relay R switches into off-position. If the supply voltage is reconnected before the interval t has expired the interval already is erased and is restarted with the next cycle.

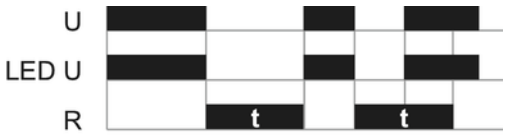

Maintained single shot trailing edge (nWa)
When the supply voltage U is supplied, the output relay R remains into off-position (green LED U illuminated). As soon as the supply voltage is interrupted the output relay switches into on-position and the set interval t begins (green LED not illuminated). After the set interval t has expired the output relay switches into off-position. When the supply voltage is reconnected before the interval t has expired, the unit continue to perform the actual single shot.

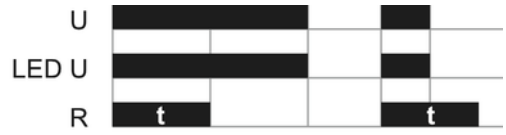

Maintained single shot leading edge (nWu)
When the supply voltage U is applied (green LED U illuminated), the output relay R switches into on-position and the set interval t begins (green LED U/t flashes). After the interval t has expired the output relay switches into off-position. This status remains until the supply voltage is interrupted. If the supply voltage is reconnected before the interval t has expired, the unit continue to perform the actual single shot.

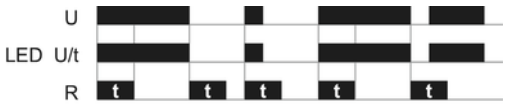

Maintained single shot leading and trailing edge (nWuWa)
When the supply voltage U is applied, the output relay R switches into on-position and the set interval t begins (green LED U illuminated). After the interval t has expired the output relay switches into off-position. As soon as the supply voltage is interrupted the output relay switches into on-position again and the set interval t begins (green LED not illuminated). After the set interval t has expired the output relay switches into off-position. If the supply voltage is interrupted (nWu) or reconnected (nWa) before the interval t has expired the unit continue to perform the actual single shot.

Time ranges

Number Of Areas 4

	Time range	Adjustment range	
Time ranges	1s	100ms	1s
	10s	1s	10s
	1min	6s	1min
	10min	1min	10min

Indicators

Supply/time lapse 1 Green LED U ON: Supply voltage applied

Mechanical design

Housing material	made of self-extinguishing plastic
Housing - protection degree	IP40
Mounting	top hat rail TH 35 7,5-15 according to IEC 60715:2017 / EN 60715:2017
Terminals/connections	Touch-proof clamping yoke terminals according to DGUV 3 (Screwdriver PZ1 required)
Terminals - protection degree	IP20
Mounting position	any
Max. Tightening Torque	1 Nm
Terminal capacity	• 1 x 0.5 to 2.5mm² with/without ferrule • 1 x 4mm² without wire end ferrule • 2 x 0.5 to 1.5mm² with/without end sleeves • 2 x 2.5mm² flexible without ferrules

Supply circuit

Terminals/connections	A1-A2 (galvanically isolated)
Supply voltage d.c.	24 V
Supply voltage tolerance d.c.	According to power supply unit specification
Supply voltage a.c.	12 ... 400 V
Supply voltage tolerance a.c.	According to power supply unit specification
Rated frequency [Hz]	laut Angabe Netzteil
Rated consumption a.c.	0,6 W / 1,2 VA
Drop-out voltage	≥8V
Overvoltage category	III (IEC 60664-1)
Rated surge voltage	4 kV

Output curcuit

Type	Relay
Contact 1	1 changeover contact
Terminals 1	15-16-18
Contacts 2	1 changeover contact
Terminals/connections 2	25-26-28
Rated voltage	250 V a.c.
Fuse Protection	5A quick
Mechanical life	20 x 10^6 Switching cycles
Electrical life	2 x 10^5 switching cycles with (1000VA) resistive load
Switching frequency	max. 60/min at 100VA resistive load
Switching frequency 2	max. 6/min at 1000VA resistive load (according to IEC 60947-5-1)
Rated surge voltage	4 kV
Overvoltage category	III (nach IEC 60664-1)

Accuracy

Base accuracy	±1 % from full scale
Adjustment accuracy	<5 % from full scale
Repetition accuracy	1 % or 100 ms
Temperature influence	≤0.02 % / °C

Ambient conditions and general specifications

Ambient temperature IEC	-25 ... +55 °C (IEC 60068-1)
Ambient temperature UL	-25 ... +40 °C (UL 508)
Storage temperature	-25 ... +70 °C
Transport temperature	-25 ... +70 °C
Relative humidity	15 ... 85 % (IEC 60721-3-3 class 3K3)
Vibration resistance	10 ... 55Hz 0.35mm (IEC 60068-2-6)
Shock resistance	15g 11ms (IEC 60068-2-27)
Pollution degree	2, pollution level can be increased by installation in suitable enclosures (according to IEC 60664-1)

Logistics

Minimum Quantity	1
Tariff Number	85364900
EAN	9008662007710
Country of Origin	AT
Product Weight (g)	151

Available declarations / conformities

EAC	✓
CE	Open document
UL	Open document
c(UL)	Open document
REACH	Open document
WEEE	Open document
TSCA	Open document
RoHs	Open document
CMRT	Open document

CAD Files

STEP_G2_TRAFO_en.STEP	Download file
STEP_G2_en.STEP	Download file

Media & drawings



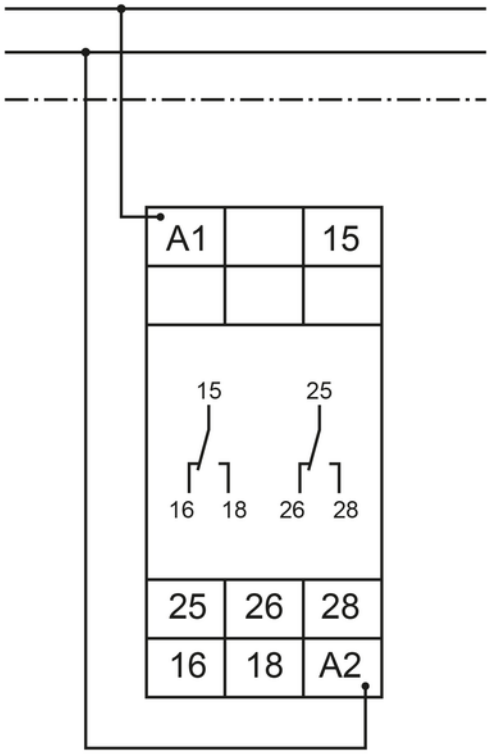

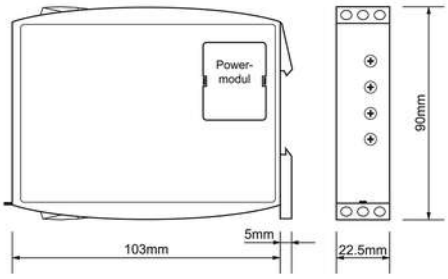



G2ZA20 10MIN



Tele Haase Steuergeräte Ges.m.b.H
Vorarlberger Allee 38
1230 Vienna
Austria

CALL US +43 / 1 / 614 74 - 0

ONLINE SUPPORT support@tele-haase.at

Changes and errors excepted