EFBWCV-REPEATER - BiWire/Conventional repeater panel



Eaton's new BiWire and Conventional repeater panel is compatible with our 2 zone, 4 zone and 8 zone BiWire-Ultra (EFBWxZONE), BiWire-Flexi (EFBWxZFLEXI) and the latest release of conventional panels (EFCVxZ).

Up to 3 EFBWCV repeater panels can be daisy-chained to a single control panel, allowing all repeater panels to replicate the visual and audible fire and fault information of the control panel.

With an integral power supply the only wiring required for the repeater panel is the mains input to the power supply unit and the data cable between the fire control panel and each repeater panel.

Features

- Can be used with 2, 4 and 8 zone control panels
- Internal Power supply
- Up to 3 repeaters per control panel
- Same modern enclosure as control panels

Benefits

- One model fits 2, 4 and 8 zone control panel installations
- Simple unit cabling
- Ability to have several repeaters on same installation
- Family look
- Repeater panel not out of place in public areas

Powering Business Worldwide

Datasheet

BiWire/Conventional repeater panel

Technical specification

Reference	EFBWCV-REPEATER	
Description	Repeater panel	
Power Specification		
Input Voltage Range	18.75-30.7V	
Maximum Current Drawn From Battery*	2.7A	
Communications Ports		
Repeater Port (use of this port is outside the scope of EN54)	Type	RS485
	Nodes	Up to 3 repeaters and a fire panel
Environmental		
Operating Temperature	-5°C to +40°C	
Relative Humidity	93% +/-3% non-condensing	
IP Rating	IP30	
Mechanical		
Weight (excluding batteries)	2.25kg	
Materials	PC ABS Front and Rear	
Cabling		
Cable Access	29 x 20mm drill positions - Slots for rear cable entry	
	Cable type 2 core 1.5mm, screened fire rated cable, 500m (Max per zone)	
Compliance		
Standards	BS5839-pt1	

*Batteries not supplied

Status indication

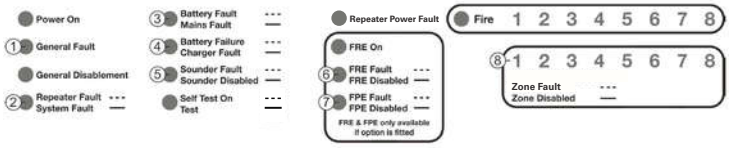

1. When the fire panel enters a fault condition it will turn on the General Fault indicator and the appropriate fault indicator (refer to 8 for more details). The repeater will display the same General Fault and appropriate fault indicators.
2. System Fault – Severe failure of the panel, the service company must be contacted immediately.
   Repeater Fault – Communication between a detection and a repeater panel has been lost
3. Battery Fault – Battery voltage missing
   Mains Fault – Mains supply missing
4. Battery Failure – Battery impedance failure
   Charger Fault – Charger voltage missing
5. Sounder Fault – Short circuit or open circuit condition detected on the sounder circuit will prevent the activation of sounders if fitted on that sounder circuit
6. FRE Fault – Short circuit or open circuit condition detected on the FRE output
7. FPE Fault – Short circuit or open circuit condition detected on the FPE output
8. Zone Fault – Short circuit or open circuit condition detected on the zone.

Dimensions

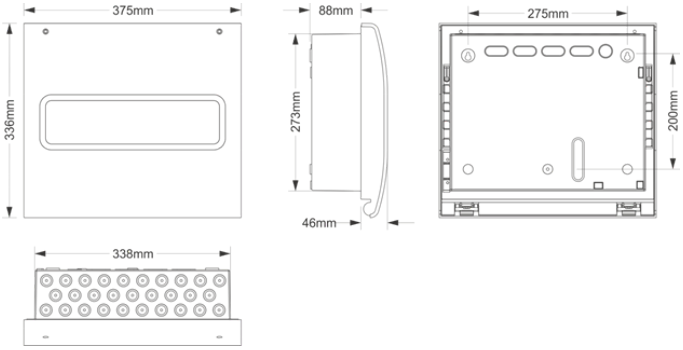

Description	Height (mm)	Width (mm)	Depth (mm)
Complete Panel	336	375	134
Back-box	273	338	88

System Wiring

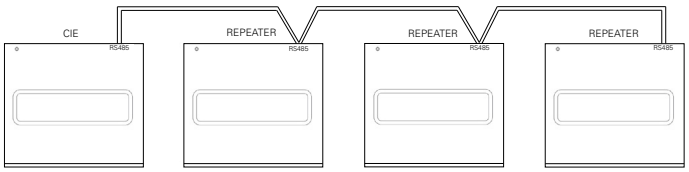

Catalogue numbers

Description	Code
BiWire/Conventional Repeater Panel	EFBWCV-REPEATER