

xx	Poles	A
01	1	2.50
02	2	5.04
03	3	7.58
04	4	10.12
05	5	12.66
06	6	15.20
07	7	17.74
08	8	20.28
09	9	22.82
10	10	25.36
12	12	30.43

P.C.B. LAYOUT

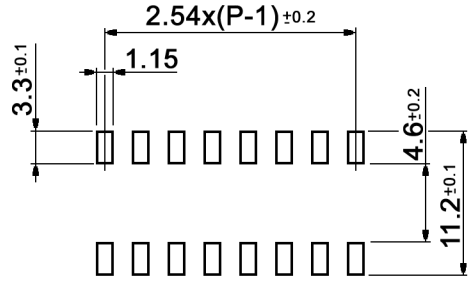

WIRING DIAGRAM

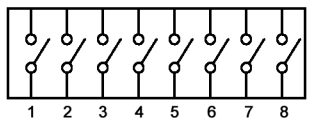

Tolerances: 0-1: ±0.03mm 1-4: ±0.05mm 4-16: ±0.07mm 16-63: ±0.10mm			Date 12/13	Name dr	SBS 610xx T
Specifications	01/14	dr	knitter-switch	30 29 92	Page 1/4
Modifications	Date	Name			

Specifications:

Contact rating:	switching: 25mA, 24V DC non-switching: 100mA, 50V
Contact resistance:	50mOhm max.
Insulation resistance:	1000MOhm min. at 100V DC
Dielectric strength:	500V DC for 1 minute
Operating temperature:	-40°C to +85°C
Storage temperature:	-40°C to +85°C
Mechanical life:	5 000 cycles
Operating force:	800gf max.
Material:	all material used UL94V-0 grade fire retardant plastic Movable contact.: BeCu, gold plated over nickel Fixed contact: brass, gold plated over nickel Terminal: brass, tin plated over nickel

Soldering conditions:

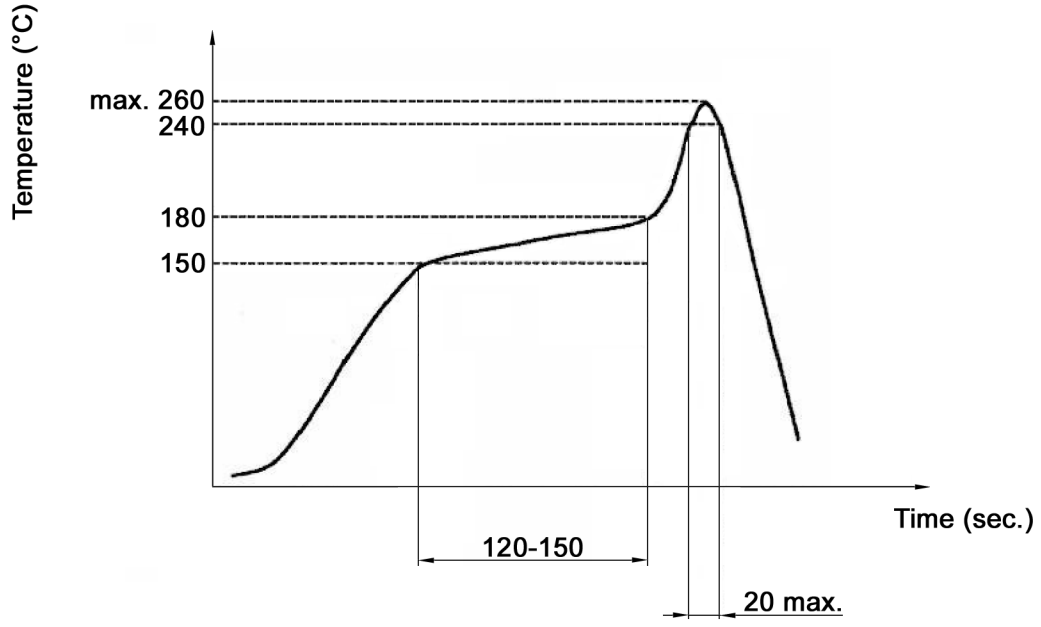

Tolerances: 0-1: ±0.03mm 1-4: ±0.05mm 4-16: ±0.07mm 16-63: ±0.10mm			Date	Name	SBS 610xx T
			12/13	dr	
			knitter-switch	30 29 92	Page 2/4
Modifications	Date	Name			

Packaging:

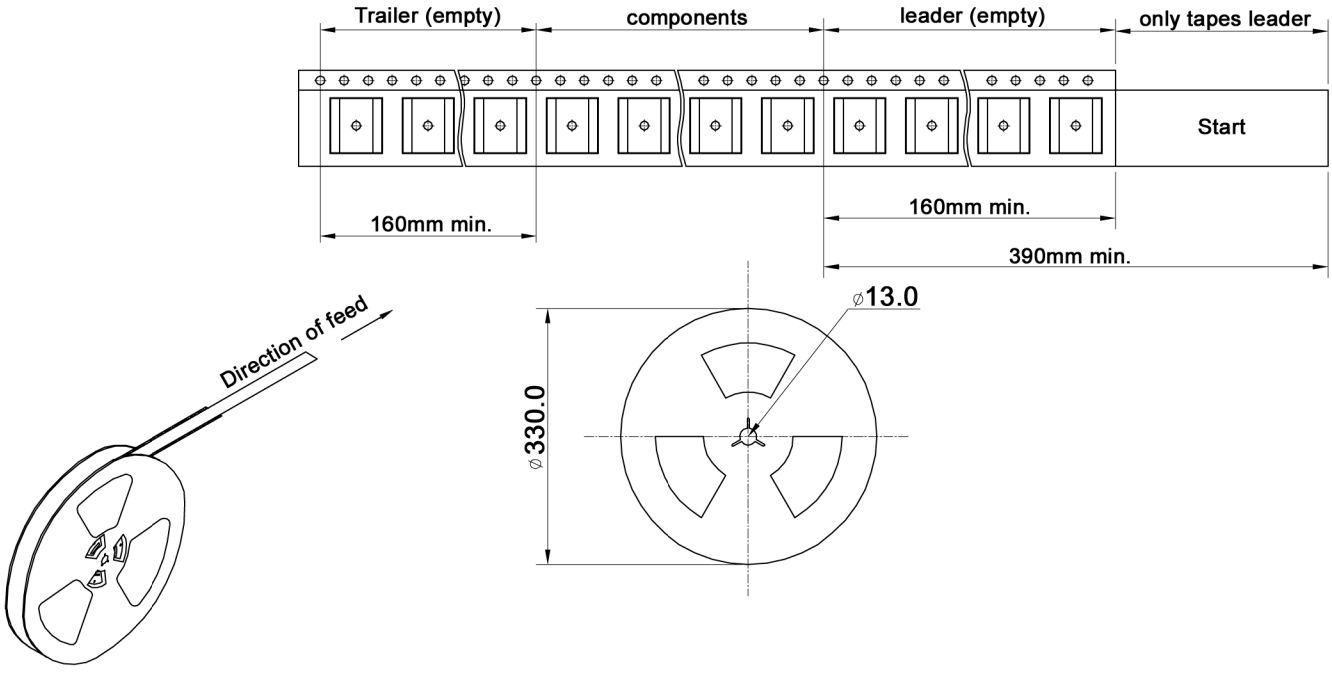

Part No.	Pcs. / reel	Poles	a	b	c	d	e
SBS 61001 T	2000	1	3.0	10.0	8.0	11.50	24.0
SBS 61002 T	1300	2	5.6	10.0	12.0	11.50	24.0
SBS 61003 T	1000	3	10.0	8.00	16.0	7.50	16.0
SBS 61004 T	1000	4	10.0	10.60	16.0	11.50	24.0
SBS 61005 T	1000	5	10.0	13.10	16.0	11.50	24.0
SBS 61006 T	1000	6	10.0	15.70	16.0	11.50	24.0
SBS 61007 T	1000	7	10.0	18.18	16.0	14.20	32.0
SBS 61008 T	1000	8	10.0	20.70	16.0	14.20	32.0
SBS 61009 T	1000	9	10.0	23.26	16.0	20.25	44.0
SBS 61010 T	1000	10	10.0	25.80	16.0	20.25	44.0
SBS 61012 T	1000	12	10.0	30.90	16.0	20.25	44.0

RoHS-conform · 2002 / 95 / EC

Tolerances: 0-1: ±0.03mm 1-4: ±0.05mm 4-16: ±0.07mm 16-63: ±0.10mm	Date	Name	SBS 610xx T
	12/13	dr	
Modifications	Date	Name	

knitter-switch

30 29 92

SBS 61001 T, SBS 61002 T:

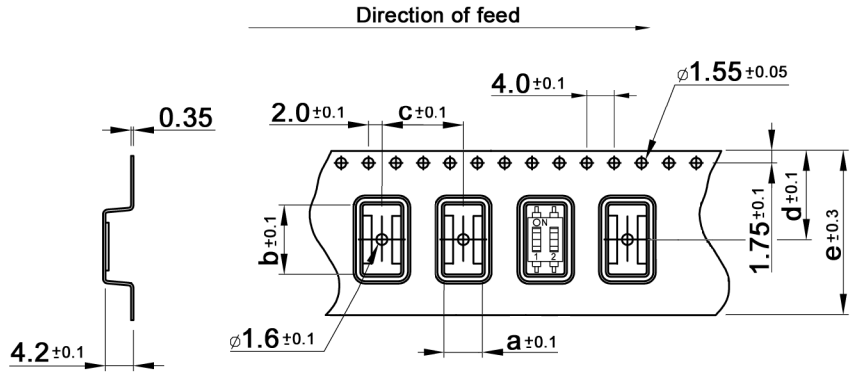

SBS 61003 T....SBS 61006 T:

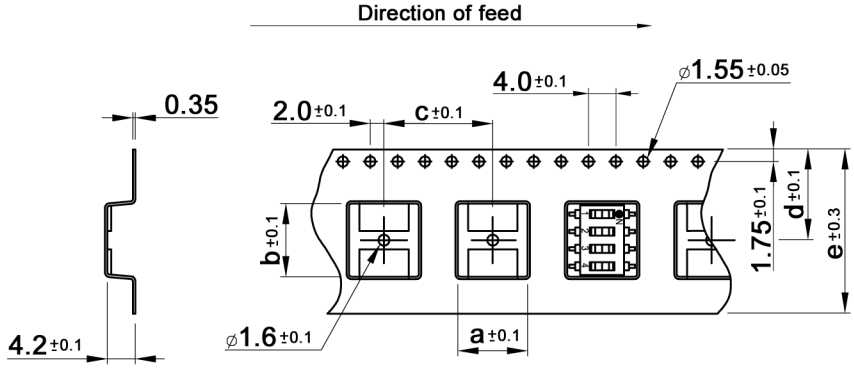

SBS 61007 T....SBS 61012 T:

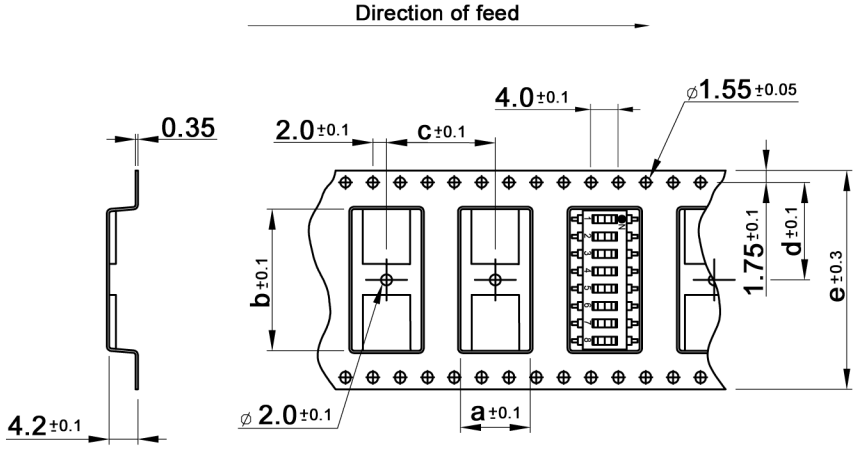

RoHS-conform 2002/95/EC

Tolerances: 0-1: ±0.03mm 1-4: ±0.05mm 4-16: ±0.07mm 16-63: ±0.10mm			Date	Name	SBS 610xx T
			12/13	dr	
			knitter-switch	30 29 92	Page 4/4
Modifications	Date	Name			