T30 series
DC operation

Excess gain curve:
Excess gain in relation to the distance

Max. range	Light source	Output function	Connection	Type	Ident number
— Retro-reflective					
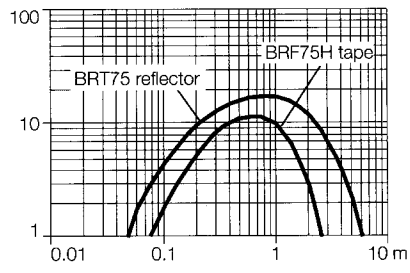				with polarising filter	
6 m	red	pnp	cable	**T30-SP6-LP**	34 676 00✓
6 m	red	pnp	connector	**T30-SP6-LP-Q**	34 677 00✓
6 m	red	npn	cable	**T30-SN6-LP**	34 668 00✓
6 m	red	npn	connector	**T30-SN6-LP-Q**	34 669 00✓
— Fixed-field					
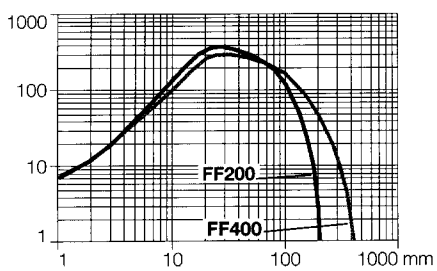					
200 mm	IR	pnp	cable	**T30-SP6-FF200**	34 672 00
200 mm	IR	pnp	connector	**T30-SP6-FF200-Q**	34 673 00
400 mm	IR	pnp	cable	**T30-SP6-FF400**	34 674 00✓
400 mm	IR	pnp	connector	**T30-SP6-FF400-Q**	34 675 00✓
200 mm	IR	npn	cable	**T30-SN6-FF200**	34 664 00
200 mm	IR	npn	connector	**T30-SN6-FF200-Q**	34 665 00
400 mm	IR	npn	cable	**T30-SN6-FF400**	34 666 00✓
400 mm	IR	npn	connector	**T30-SN6-FF400-Q**	34 667 00✓
— Opposed					
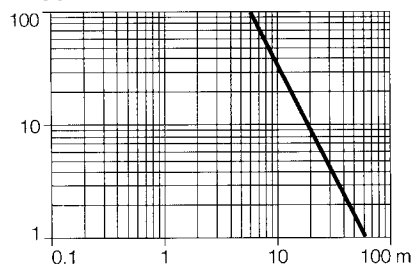					
60 m	IR	–	cable	**T30-6-E**	34 646 00
		pnp	cable	**T30-SP6-R**	34 678 00
		npn	cable	**T30-SN6-R**	34 670 00
60 m	IR	–	connector	**T30-6-E-Q**	34 647 00
		pnp	connector	**T30-SP6-R-Q**	34 679 00
		npn	connector	**T30-SN6-R-Q**	34 671 00

MTE TURCK Limited • Stephenson Road • Leigh-on-Sea • Essex SS9 5LS • Tel. 01702 525186 • Fax 01702 420934



T30 series
DC operation

Dimensions [mm]

• **Cable**

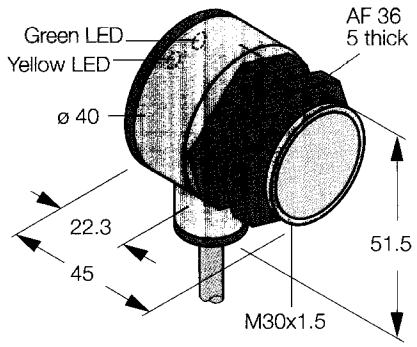

• **Connector**

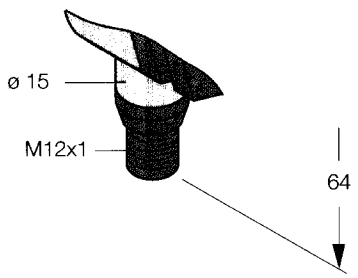

Wiring

pnp complementary

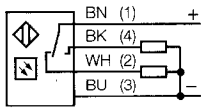

npn complementary

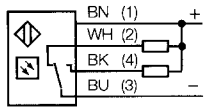

emitter

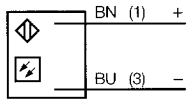

pnp light op. + alarm

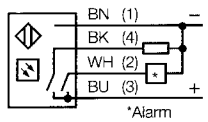

npn light op. + alarm

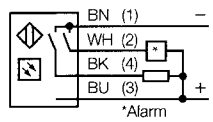

General data

Wave length	
IR (infrared)	880 nm
IR (infrared)	950 nm (opposed)
Red	680 nm
Supply	
Supply voltage	10...30 V dc
Ripple V_{pp}	≤ 10 %
No load current	≤ 25 mA
	≤ 20 mA (emitter)
	≤ 30 mA (polarised retro)
	≤ 35 mA (fixed-field)
Delay upon power up	100 ms
Protection	reverse polarity
	short-circuit (pulsed)
Output	
Programmable	light and dark operate
(see wiring)	or light operate and alarm
Continuous load current	≤ 150 mA
Overload trip point	≥ 220 mA typical at 20 °C
Switching frequency	≤ 160 Hz
Material	
Housing	VALOX® (PBT)
Lens	acrylic
	Lexan® (PC) opposed
Protection class (DIN 40 050)	IP 67
Temperature range	-40...+70 °C
Cable	2 m, PVC 4 x 0.5 mm²
Connector	*Conprox®*
Indicator LED's	
Yellow	light sensed
Green	power-on
Yellow flashing	low gain
Green flashing	output overload

Accessories

Brackets		
SMB30A	34 703 00	angle bracket
SMB30S	38 448 00	swivel mount bracket
SMB30C	34 701 00	split clamp bracket
Connectors		
RK4.4T-2	66 332 00	straight type
WK4.4T-2	66 730 00	right-angled type

T30 series
AC operation

Excess gain curve:
Excess gain in relation to the distance

	Max. range	Light source	Output function	Connection	Type	Ident number
Retro-reflective					with polarising filter	
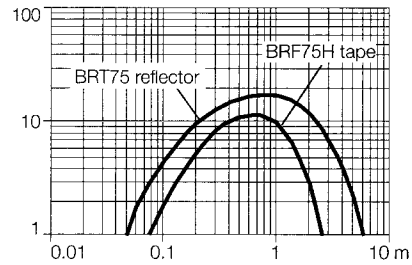	6 m	red	light operate	cable	**T30-AW3-LP**	34 652 00
	6 m	red	light operate	connector	**T30-AW3-LP-Q3**	34 653 00
	6 m	red	dark operate	cable	**T30-RW3-LP**	34 660 00
	6 m	red	dark operate	connector	**T30-RW3-LP-Q3**	34 661 00
Fixed-field						
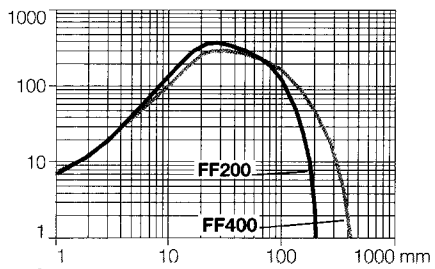	200 mm	IR	light operate	cable	**T30-AW3-FF200**	34 648 00
	200 mm	IR	light operate	connector	**T30-AW3-FF200-Q3**	34 649 00
	400 mm	IR	light operate	cable	**T30-AW3-FF400**	34 650 00
	400 mm	IR	light operate	connector	**T30-AW3-FF400-Q3**	34 651 00
	200 mm	IR	dark operate	cable	**T30-RW3-FF200**	34 656 00
	200 mm	IR	dark operate	connector	**T30-RW3-FF200-Q3**	34 657 00
	400 mm	IR	dark operate	cable	**T30-RW3-FF400**	34 658 00
	400 mm	IR	dark operate	connector	**T30-RW3-FF400-Q3**	34 659 00
Opposed						
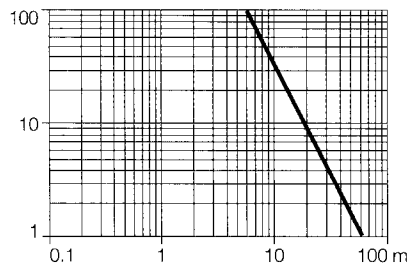	60 m	IR	–	cable	**T30-3-E**	34 644 00
			light operate	cable	**T30-AW3-R**	34 654 00
			dark operate	cable	**T30-RW3-R**	34 662 00
	60 m	IR	–	connector	**T30-3-E-Q3**	34 645 00
			light operate	connector	**T30-AW3-R-Q3**	34 655 00
			dark operate	connector	**T30-RW3-R-Q3**	34 663 00

MTE TURCK Limited • Stephenson Road • Leigh-on-Sea • Essex SS9 5LS • Tel. 01702 525186 • Fax 01702 420934



T30 series
AC operation

General data

Wave length

IR (infrared)	880 nm
IR (infrared)	950 nm (opposed)
Red	680 nm

Supply

Supply voltage	20...250 V ac
Delay upon power up	100 ms

Output

AW3	light operate
RW3	dark operate
Continuous load current	≤ 300 mA
Peak current	1 A (20 ms)
Leakage current	< 0.05 mA
Voltage drop (at I_{cont})	≤ 3 V
Switching frequency	≤ 30 Hz

Material

Housing	VALOX® (PBT)
Lens	acrylic Lexan® (PC) opposed
Protection class (DIN 40 050)	IP 67
Temperature range	-40...+70 °C
Cable	2 m, PVC 3 x 0.5 mm²
Connector	*Conprox®*

Indicator LED's

Yellow	light sensed
Green	power-on
Yellow flashing	low gain

Dimensions [mm]

• Cable

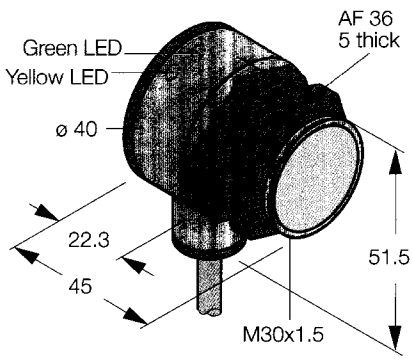

• Connector

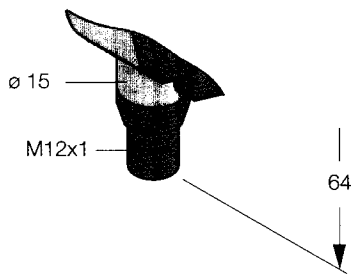

Wiring

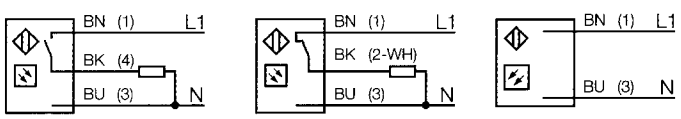

Accessories

Brackets

SMB30A	34 703 00	angle bracket
SMB30S	38 448 00	swivel mount bracket
SMB30C	34 701 00	split clamp bracket

Connectors

WAKW4.5T-2	69 280 02	straight type
WWAKW4.5T-2	69 280 03	right-angled type