S2CEB

AUDIO

VIDEO BROADCAST

AUDIOVISUAL



- **CABLES**
- **CONNECTORS**
- **CORDS**
- **ACCESSORIES**

CATALOG 2018

S2CEB est une marque de

cae GROUPE

SOMMAIRE

p. 3 CAE GROUPE

p. 6 AUDIO CABLES

p. 29 AUDIO CONNECTORS

p. 41 AUDIO CORDS

p. 68 DMX CABLES

p. 71 DMX CONNECTORS

p. 72 DMX CORDS

p. 78 ETHERNET CABLES

p. 95 ETHERNET CONNECTORS

p. 99 ETHERNET CORDS

p. 118 POWER CABLES

p. 119 POWER CONNECTORS

p. 122 POWER CORDS

p. 128 VIDEO BROADCAST CABLES

p. 147 VIDEO BROADCAST CONNECTORS

p. 154 VIDEO BROADCAST CORDS

p. 162 ACCESSORIES: RACK SYSTEMS

p. 168 ACCESSORIES: REELS

p. 172 AUDIOVISUAL

p. 214 TECHNICAL FILE

p. 226 INDEX

S2CEB – a special range for audiovisual links in a building

Audiovisual equipment is a major component in a building. Offices, shopping centres, airports, stations, hotels, schools... they all have additional needs for sound systems and audiovisual communications.

The versatility of these spaces requires special technical solutions. Our product ranges are formed based on our technical expertise and bring you the best possible solution for your installation.

S2CEB provides a comprehensive range of products for pre-wiring all of a building's audio and video connections.





Products

S2CEB offers adapted solutions for each type of products:

- Audio, video, Ethernet, fiber optics cables
- Connectors
- Cords and cabling systems
- Floors standing, wall mounted cabinets, panels and accessories 19"
- Cable reels



Manufacturing

S2CEB gets the full professional support of TKH with specialized factories for each activity.

Production units are located worldwide to respond to the best interest of our partners in terms of proximity and quality.
All TKH factories work in accordance with the international standards ISO 9001 and ISO 14001.

The factories are organized by speciality: copper and fiber optic cables, cables for industry, study and production of connectors... This industrial force makes it possible to create new standards, to answer the technological changes of the markets, to manufacture cables with the request.

CAE GROUPE has its own S2CEB unit production. This allows to manufacture and customize all audio, video, Ethernet, cords stage boxes as well as premounted patch panels.

All the products are designed by the Research and development departments of CAE GROUPE.
A control which makes it possible to follow the last technological tendencies and to propose a personalized assistance for any request for specific development.











AUDIO

ANALOG PATCH CABLE: **JA 14**



1. **Composition of core:** 18 x 0.10 mm bare copper
   Section : 0,14 mm²
2. **Conductor insulation:** Polyethylene
   Color coding of conductors: grey / transparent
3. **Drain wire:** 7 x 0.20 mm tin-plated copper
4. **Shielding:** bare copper spiral shielding
5. **Outer jacket:** Black PVC - ø 2.65 mm

Mecanical characteristics

- Operating temperature: - 30°c / + 70°c
- Bend radius : fixed station : 14 mm
  mobile station : 26 mm

Product advantages

- High flexibility
- Compactness
- Excellent ease of use

Applications

- Analog balanced audio links
- Fixed and mobile applications
- Inside wiring of racks, audio equipment and stage boxes

Suitable plugs



3 pins XLR — 6.35 mm jack

Applying regulation data

- Conform to EN50575: 2014+A1 : 2016

Part nb	Nb of pairs	Section	Jacket	Outer Ø	Weight	Packaging
JA14	1	0.14 mm²	Black PVC	2.65 mm	13 kg / km	100 m

ANALOG PATCH CABLE: **JA 28**



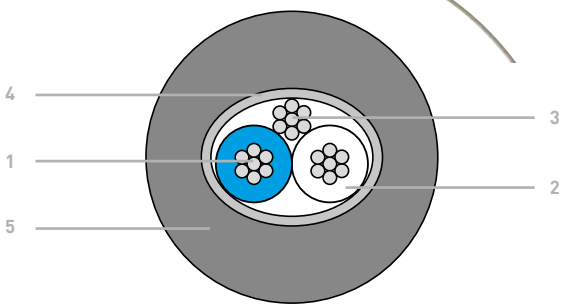

1. **Composition of core:** 7 x 0.20 mm tin-plated copper
   Section : 0,22 mm²
2. **Conductor insulation:** Polyethylene
   Color coding of conductors: blue / transparent
3. **Drain wire:** 7 x 0.20 mm tin-plated copper
4. **Shielding:** Aluminium foil
5. **Outer jacket:** grey PVC - ø 2.90 mm

Mecanical characteristics

- Operating temperature: - 20°c / + 85°c
- Bend radius : fixed station : 30 mm
  mobile station : 45 mm

Product advantages

- 100 % shielding
- Designed for easy connection

Applications

- Analog balanced audio links
- Fixed and mobile applications
- Inside wiring of racks, audio equipment and stage boxes
- Studio cabling

Applying regulation data

- Conform to EN50575: 2014+A1 : 2016

Suitable plugs



3 pins XLR — 3.50 mm jack — 6.35 mm jack — Cinch

Part nb	Nb of pairs	Section	Jacket	Outer Ø	Weight	Packaging
JA28	1	0.22 mm²	Grey PVC	2.90 mm	15 kg / km	Custom length

ANALOG PATCH CABLE: **CA 40**



Product advantages

- 100 % shielding
- Designed for easy connection

Applications

- Analog balanced audio links
- Fixed and mobile applications
- Inside wiring of racks, audio equipment and stage boxes

1. Composition of core: 7 x 0.20 mm tin-plated copper
   Section : 0,22 mm²
2. Conductor insulation: Polyethylene
   Color coding of conductors: red / black
3. Drain wire: 7 x 0.20 mm tin-plated copper
4. Shielding: Aluminium foil
5. Outer jacket: Black PVC – ø 4.00 mm

Connectique



XLR 3 points | Jack 3.50 mm | Jack 6.35 mm

Mecanical characteristics

- Operating temperature: -20°c / + 85°c
- Bend radius : fixed station : 20 mm
  mobile station : 40 mm

Applying regulation data

- Conform to EN50575: 2014+A1 : 2016

Part nb	Nb of pairs	Section	Jacket	Outer Ø	Weight	Packaging
CA40	1	0.22 mm²	Black PVC	4.00 mm	22 kg / km	100 m

MICROPHONE CABLE: **MIC 222**



MIC222

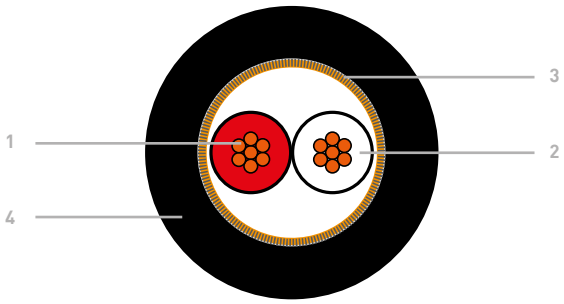

1. Composition of core: 7 x 0.20 mm bare copper
   Section : 0,22 mm²
2. Conductor insulation: PVC
   Color coding of conductors: red / white
3. Shielding: bare copper braid
4. Outer jacket: Black PVC – Ø 5.00 mm

Mecanical characteristics

- Operating temperature: - 10°C / + 70°C
- Bend radius : fixed station : 35 mm
  mobile station : 50 mm

Product advantages

- Excellent price quality ratio
- Great performance

Applications

- Line level connection of balanced microphones and audio equipment
- Fixed and mobile applications

Applying regulation data

- Conform to EN50575: 2014+A1 : 2016

Suitable plugs



3 pins XLR | 3.50 mm jack | 6.35 mm jack

Part nb	Nb of pairs	Section	Jacket	Outer Ø	Weight	Packaging
MIC222	1	0.22 mm²	Black PVC	5.00 mm	35 kg / km	100 and 500 m

FRNC MICROPHONE CABLE: **MIC222FRNC**



MIC222FRNC

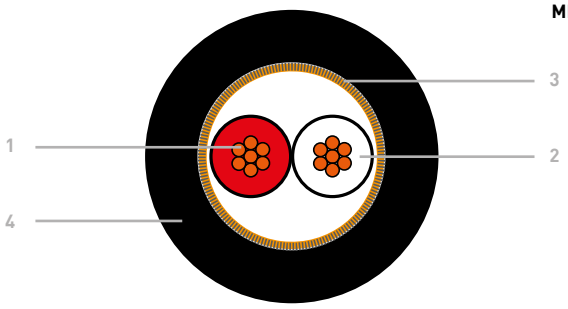

1. Composition of core: 7 x 0.20 mm bare copper
   Section: 0.22 mm²
2. Conductor insulation: PVC
   Color coding of conductor: red / white
3. Shielding: copper braid
4. Outer jacket: black FRNC – Ø 5.00 mm

Mechanical characteristics

- Operating temperature : - 20°C / +80°C
- Bend radius : Fixed station : 5 x Ø

Product advantages

- Very robust outer jacket
- Compliant with fire safety regulations in public buildings

Applications

- Microphone connexions on stage and in the studio
- Balanced audio connexions for analog audio signals
- Fixed installation in public spaces

Applying regulation data

- Fire retardant : IEC 60332-1
- Determination of the amount of acid halogen and degree acidity of gases : IEC 60754-1 & -2
- Determination of smoke density : IEC 61034-1 & -2

Part Nb	Nb of pairs	Section	Jacket	Outer Ø	Weight	Packaging
MIC222FRNC	1	0.22 mm²	Black FRNC	5.00 mm	45 kg / km	100 m

MICROPHONE CABLE: **MIC 240**



MIC240

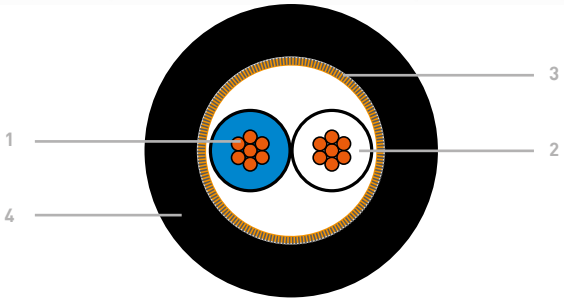

1. Composition of core: 16 x 0.20 mm bare copper
   Section: 0,50 mm²
2. Conductor insulation: PVC
   Color coding of conductors: blue / white
3. Shielding: bare copper braid
4. Outer jacket: Black PVC – Ø 6.20 mm

Mecanical characteristics

- Operating temperature: -10°C / + 70°C
- Bend radius : fixed station : 30 mm
  mobile station : 60 mm

Product advantages

- Excellent price / quality ratio
- Great performance

Applications

- Line level connection of balanced microphones and audio equipment
- Fixed and mobile applications

Suitable plugs



3 pins XLR | 3.50 mm jack | 6.35 mm jack

Applying regulation data

- Conform to EN50575: 2014+A1 : 2016

Part nb	Nb of pairs	Section	Jacket	Outer Ø	Weight	Packaging
MIC240	1	0.50 mm²	Black PVC	6.20 mm	55 kg / km	100 and 500 m

MICROPHONE CABLE: **VIPER**



VIPER

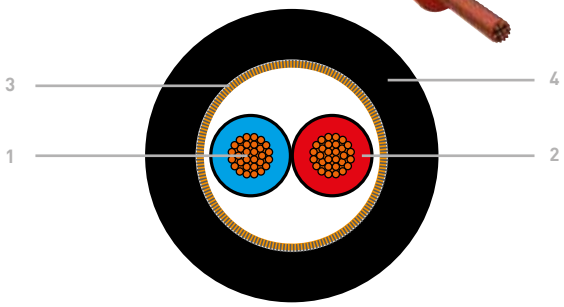

1. Composition of core: 28 x 0.10 mm bare copper
   Section: 0,22 mm²
2. Conductor insulation: Polyethylene
   Color coding of conductors: red / blue
3. Shielding: bare copper spiral shielding
4. Outer jacket: Black PVC – Ø 6.35 mm

Mecanical characteristics

- Operating temperature: -20°C / + 70°C
- Bend radius : fixed station : 30 mm
  mobile station : 60 mm

Product advantages

- High flexibility
- Very robust
- Easy to wind
- Good resistance to tensile strength
- Designed to be coiled, uncoiled, bend and crushed
- Available in cords – On Air Pro range

Applications

- Analog balanced audio links
- Best-seller
- Ideal for on-stage performances

Suitable plugs



3 pins XLR | 3.50 mm jack | 6.35 mm jack

Applying regulation data

- Conform to EN50575: 2014+A1 : 2016

Part nb	Nb of pairs	Section	Jacket	Outer Ø	Weight	Packaging
VIPER	1	0.22 mm²	Black PVC	6.35 mm	45 kg / km	100 m and 500 m

MICROPHONE CABLE: **FMR 222**



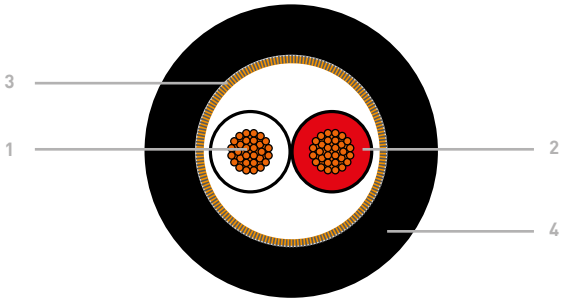

1. Composition of core: 28 x 0.10 mm bare copper oxygen-free copper
2. Conductor insulation: Polyethylene
   Color coding of conductors: red / white
3. Shielding: double bare copper spiral shielding
4. Outer jacket: Black PVC – Ø 6.20 mm

Mecanical characteristics

- Operating temperature: - 10°C / + 70°
- Bend radius : 30 mm

Product advantages

- 100 % shielding thanks to double copper spiral shielding
- Low microphone noise thanks to intermediate conductive jacket
- Optimal audio signal transmission thanks to the use of oxygen-free copper

Applications

- Microphone links in sensitive environments like recording studio, radio and TV broadcasting
- All balanced analog audio links

Suitable plugs



3 pins XLR — 6.35 mm jack

Applying regulation data

- Conform to EN50575: 2014+A1 : 2016

Part nbs

Part nb	Nb of pairs	Section	Jacket	Outer Ø	Weight	Packaging
FMR222	1	0.22 mm²	Black PVC	6.20 mm	50 kg / km	100 m

MICROPHONE CABLE: **FMR 240**



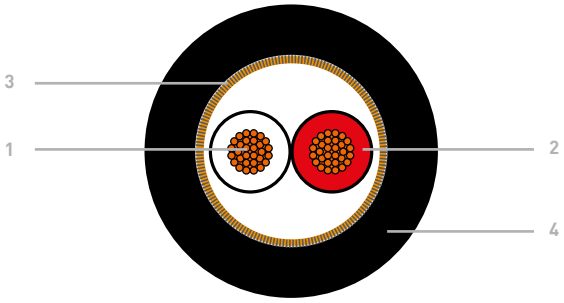

1. Composition of core: 48 x 0.10 mm bare oxygen-free copper
2. Conductor insulation: Polyethylene
   Color coding of conductors: red / white
3. Shielding: double bare copper spiral shielding
4. Outer jacket: Black PVC – Ø 6.70 mm

Mecanical characteristics

- Operating temperature: - 10°C / + 70°
- Bend radius : 30 mm

Product advantages

- 100 % shielding thanks to double copper spiral shielding
- Low microphone noise thanks to intermediate conductive jacket
- Optimal audio signal transmission thanks to the use of oxygen-free copper

Applications

- Microphone links in sensitive environments like recording studio, radio and TV broadcasting
- Links over long distances
- All balanced analog audio links

Suitable plugs



3 pins XLR — 6.35 mm jack

Applying regulation data

- Conform to EN 50575: 2014 + A1 : 2016

Part nb	Nb of pairs	Section	Jacket	Outer Ø	Weight	Packaging
FMR240	1	0.40 mm²	Black PVC	6.70 mm	65 kg / km	100 m

MICROPHONE AND PATCH CABLE: **TT 14**

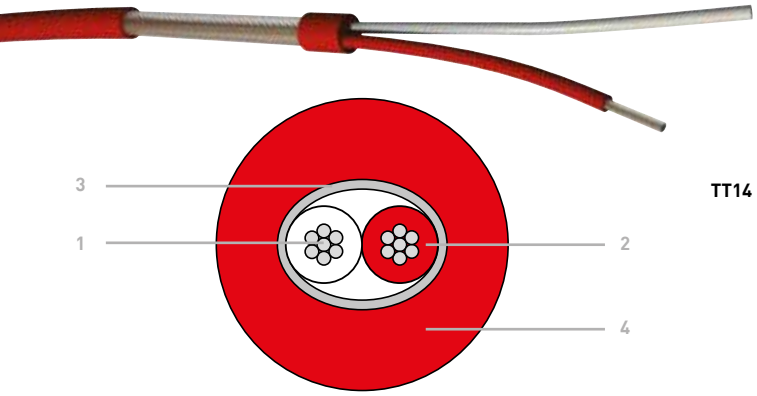

TT14

1. **Composition of core:** 18 x 0.10 mm tin-plated copper
   Section : 0,14 mm²
2. **Conductor insulation:** Polyethylene
   Color coding of conductors: red / white
3. **Shielding:** tin-plated copper spiral shielding
4. **Outer jacket:** PVC – Ø 4.60 mm

Mecanical characteristics

- Operating temperature: - 30°C / + 70°C
- Bend radius : fixed station : 30 mm
  mobile station : 45 mm

Product advantages

- 100 % shielding
- Great crush resistance and tensile strenght
- High flexibility
- Outer jacket available in different colors

Applications

- All balanced analog audio links
- Fixed and mobile applications
- Inside wiring of racks, audio equipment and stage boxes
- Ideal for cabling of TT and GPO jacks and high-quality pick-up and cinch links

Applying regulation data

- Conform to EN50575: 2014+A1 : 2016

Suitable plugs



3 pins XLR | stereo 3.50 jack | stereo 6.35 mm jack | Bantam Jack | GPO Jack

Part nb	Nb of pairs	Section	Jacket	Outer Ø	Weight	Packaging
TT14	1	0.14 mm²	black PVC	4.60 mm	27 kg / km	Custom length
TT14R	1	0.14 mm²	red PVC	4.60 mm	27 kg / km	Custom length
TT14B	1	0.14 mm²	blue PVC	4.60 mm	27 kg / km	Custom length

MICROPHONE AND PATCH CABLE: **DUAL MIC**



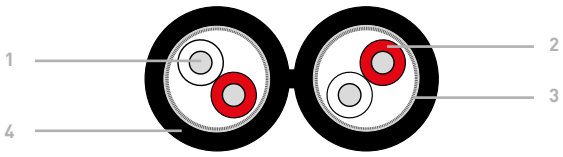

DUALMIC

1. **Composition of core:** 18 x 0.10 mm tin-plated copper
   Section : 0,14 mm²
2. **Conductor insulation:** Polyethylene
   Color coding of conductors: red / white
3. **Shielding:** tin-plated copper spiral shielding
4. **Outer jacket:** Black PVC – Ø 3.40 X 7.00 mm

Mecanical characteristics

- Operating temperature: - 20°C / + 70°C
- Bend radius : fixed station : 22 mm
  mobile station : 45 mm

Product advantages

- Excellent price / quality ratio
- Great performance

Applications

- Stereo microphone cords
- Microphone connection
- Line level balanced audio equipment
- Fixed and mobile application, studio

Suitable plugs



3 pins XLR | 3.50 mm jack | 6.35 mm jack

Applying regulation data

- Conform to EN50575: 2014+A1 : 2016

Part nb	Nb of pairs	Section	Jacket	Outer Ø	Weight	Packaging
DUALMIC	2	0.14 mm²	Black PVC	3.40 x 7.00 mm	40 kg / km	100 m

MICROPHONE CABLE: **STARQUAD**



STARQUAD

Product advantages

- 100 % shielding thanks to double spiral shielding
- Low microphone noise
- High resistance to background noise
- Immune to electromagnetic interference thanks to star-quad assembly

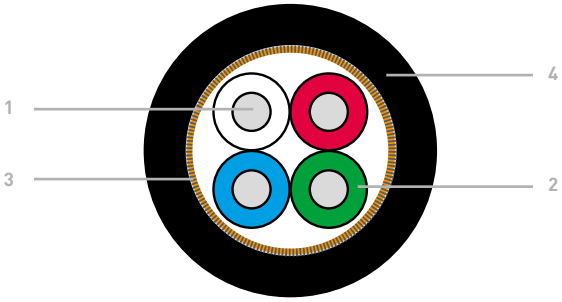

Applications

- Analog balanced audio links
- Fixed and mobile applications, recording studios
- Audio links in broadcasting environment

1. Composition of core: 19 x 0.12 mm tin-plated copper
   Section : 0,22 mm²
2. Conductor insulation: Polyethylene
   Color coding of conductors: red / white / blue / green
3. Shielding: double tin-plated copper spiral braid
4. Outer jacket: Black PVC - Ø 6.80 mm

Mecanical characteristics

- Operating temperature: - 5°C - + 70°C
- Bend radius : fixed station : 35 mm
  mobile station : 55 mm

Applying regulation data

- Conform to EN 50575 : 2014 + A1 : 2016

Suitable plugs



3 pins XLR 6.35 mm jack

Part nb	Nb of conductors	Section	Jacket	Outer Ø	Weight	Packaging
STARQUAD	4	0.22 mm²	Black PVC	6.80 mm	82 kg / km	Custom length

INSTRUMENTAL CABLE: **COBRA**



COBRA

Product advantages

- High flexibility
- Very robust
- Easy to wind
- Good resistance to tensile strength
- Designed to be coiled, uncoiled, bend and crushed

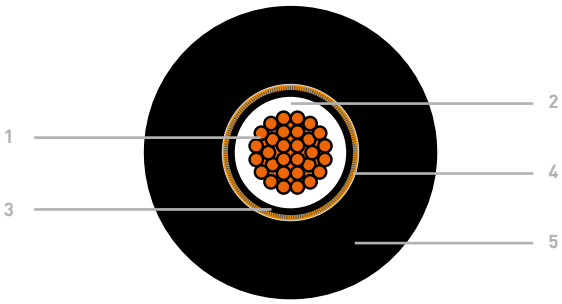

Applications

- Unbalanced analog audio.
- Guitar connection cable.
- Ideal for on-stage performances.

1. Composition of core: 7 x 0.20 mm bare copper
   Section : 0.22 mm² - AWG 24
2. Conductor insulation: Cellular PE
3. Insulation: black conductive synthetic layer
4. Shielding: bare copper spiral shielding
5. Jacket: Black PVC – Ø 6.00 mm

Mechanical Characteristics

- Operating temperature: –5°C – + 70°C
- Bend radius: 55 mm

Applying regulation data

- Conform to EN 50575 : 2014 + A1 : 2016

Suitable plugs



Jack mono 6.35 mm

Part Nb	Nb. of conductors	Section	Jacket	Outer Ø	Weight	Packaging
COBRA	1	0.22 mm²	Black PVC	6.00 mm	40 kg / km	100 m

UNBALANCED CABLE: **DUAL 22**



DUAL22

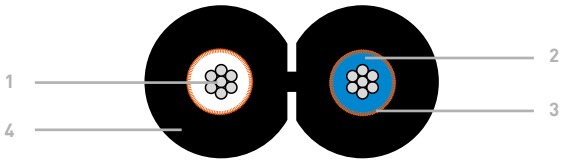

1. Composition of core: 7 x 0.20 mm tin-plated copper
   Section : 0,22 mm² - AWG 24
2. Conductor insulation: Polyethylene
   Color coding of conductors: transparent / blue
3. Shielding: bare copper spiral shielding
4. Outer jacket: Black PVC – Ø 3.50 x 6.50 mm

Mecanical characteristics

- Operating temperature: - 20°C - + 70°C
- Bend radius : fixed station : 25 mm
  mobile station : 50 mm

Product advantages

- Absolute reliability of transmission
- Perfect sound quality at playback
- Ease of use thanks to great mechanical flexibility

Applications

- Unbalanced analog audio
- Fixed and mobile applications
- Audio patch panels
- Hi-fi
- Cinch / cinch and cinch / jack cords

Applying regulation data

- Conform to EN 50575: 2014 + A1 : 2016

Suitable plugs



3 pins XLR | 3.50 mm jack | 6.35 mm jack | Cinch

Part nb	Nb of conductors	Section	Jacket	Outer Ø	Weight	Packaging
DUAL22	2	0.22 mm²	Black PVC	3.50 mm x 6.50 mm	40 kg / km	100 m

UNBALANCED CABLE: **DUAL 22HQ**



DUAL22HQ

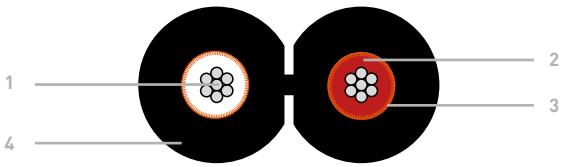

1. Composition of core: 28 x 0.10 mm tin-plated copper
   Section : 0,22 mm² - AWG 24
2. Conductor insulation: Cellular PE
   Color coding of conductors: red / white
3. Shielding: bare copper spiral shielding
4. Outer jacket: Black PVC – Ø 5.00 x 9.00 mm

Mecanical characteristics

- Operating temperature: -20°C - + 70°C
- Bend radius : fixed station : 25 mm
  mobile station : 50 mm

Product advantages

- Absolute reliability of transmission
- Perfect sound quality at playback
- Easy of use thanks to great mechanical flexibility
- Larger outer diameter allows use of high-end metal cinch
- Available in cords – On Air Pro range

Applications

- Unbalanced analog audio
- Fixed and mobile applications
- Audio patch panels
- Hi-fi
- Cinch / cinch and cinch / jack cords

Applying regulation data

- Conform to EN 50575: 2014 + A1 : 2016

Suitable plugs



3 pins XLR | 3.50 mm jack | 6.35 mm jack | Cinch

Part nb	Nb of conductors	Section	Jacket	Outer Ø	Weight	Packaging
DUAL22HQ	2	0.22 mm²	Black PVC	5.00 mm x 9.00 mm	65 kg / km	100 m

SPEAKER CABLES: **FHP 215 – FHP 225 – FHP 2400**



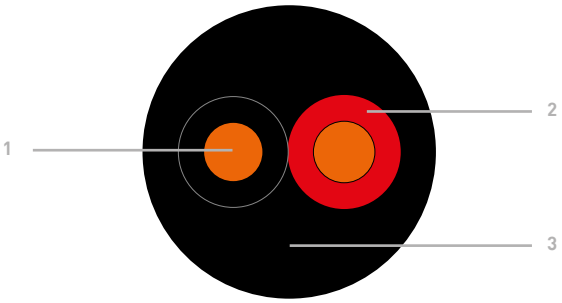

Product advantages

- Robustness
- Color coding of conductors
- Mechanical sturdiness
- Available in cords – On Air Pro range

1. Composition of core: multi-strand bare copper
   - FHP215 : 30 x 0.25 mm
   - FHP225 : 50 x 0.25 mm
   - FHP2400 : 127 x 0.20 mm
2. Conductor insulation: PVC
   Color coding of conductors: red / black
3. Outer jacket: Black PVC

Applications

- Wiring of all types of sound reinforcement systems
- Connection of amplifiers and loudspeakers
- Wiring of fixed and mobile installations
- Public Address

Mecanical characteristics

- Operating temperature: - 20°C - + 70°C
- Bend radius : fixed station : 5 x Outer Ø
  mobile station : 10 x Outer Ø

Suitable plugs



Speakon

Electrical Characteristic

- Operating voltage: 300 v

Applying regulation data

- Conform to EN 50575 : 2014 + A1 : 2016

Part nb	Nb of conductors	Section	Jacket	Outer Ø	Weight	Packaging
FHP215	2	1.50 mm^2	Black PVC	6.20 mm	60 kg / km	100 m and 500 m
FHP225	2	2.50 mm^2	Black PVC	7.40 mm	87 kg / km	100 m and 500 m
FHP2400	2	4.00 mm^2	Black PVC	10.20 mm	130 kg / km	Custom length

MULTICORE SPEAKER CABLES: **FHP**



FHP

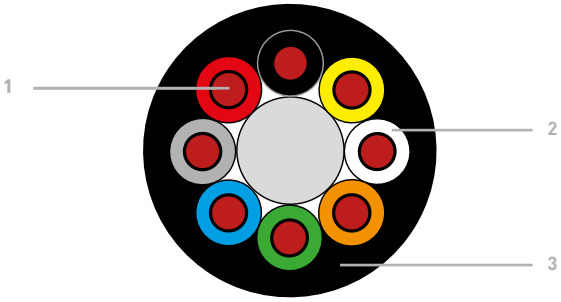

Product advantages

- Robustness
- Available in 4– and 8–conductor version, for multichannel sound reinforcement systems
- Color coding of conductors
- Mechanical sturdiness

Applications

- Wiring of all Types of sound reinforcement systems
- Connection of amplifiers and loudspeakers
- Wiring of fixed and mobile installations
- Public Address

1. Composition of core: multi-strand bare copper
   FHP425: 45 x 0,25 mm
   FHP4400: 127 x 0,20 mm
   FHP825: 45 x 0,25 mm
   FHP8400N: 225 x 0,15 mm
2. Conductor insulation: PVC
   Color coding of conductors: #1 = red, #2: black, #3 = yellow, #4 = white, #5= blue, #6 = orange, #7 = grey, #8 = green
3. Outer jacket: Black PVC

Suitable plugs



3 pins XLR | Jack | Speakon | 8 way PACOM TEN47

Mechanical Characteristics

- Operating temperature: -20°C / + 70°C
- Bend radius : fixed station : 5 x Ø
  mobile station : 10 x Ø

Applying regulation data

- Conform to EN 50575 : 2014 + A1 : 2016

Electrical characteristics

- Operating voltage: 300V

Part Nb	Nb. of conductors	Section	Jacket	Outer Ø	Weight	Packaging
FHP 425	4	2.50 mm²	Black PVC	10.25 mm	160 kg / km	Custom length
FHP 4400	4	4.00 mm²	Black PVC	12.20 mm	260 kg / km	Custom length
FHP 825	8	2.50 mm²	Black PVC	15.80 mm	350 kg / km	Custom length
FHP 8400N	8	4.00 mm²	Black PVC	18.50 mm	582 kg / km	Custom length

SPEAKER CABLES: **FHP FRNC**



FHPFRNC

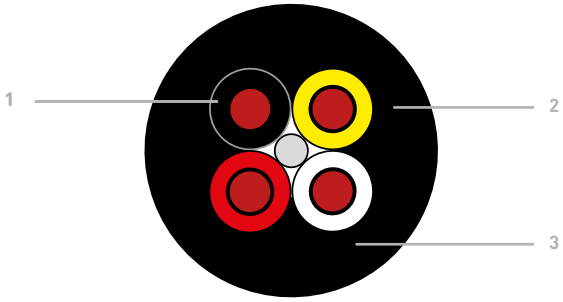



Product advantages

- Compliant with fire safety regulations in public buildings

Applications

- Wiring of all Types of sound reinforcement systems in public spaces
- Fixed installation

1. Composition of core: Multi-strand bare copper – class 5 / IEC 60228
   FHP215FRNC : 27 x 0,25 mm
   FHP225FRNC : 45 x 0,25 mm
   FHP2400FRNC : 127 x 0,20 mm
   FHP425FRNC :45 x 0,25 mm
   FHP4400FRNC : 127 x 0,20 mm
2. Conductor insulation: FRNC
   Color coding of conductors: #1 = red, #2: black, #3 = yellow, #4 = white, #5= blue, #6 = orange, #7 = grey, #8 = green
3. Outer jacket: Black FRNC

Suitable plugs



Speakon Powercon

Mechanical Characteristics

- Operating temperature: –20°C – +80°C
- Bend radius: 8 x Ø

Applying regulation data

- Fire retardant: IEC 60332–3–24
- Determination of the amount of acid halogen gas and determination of degree of acidity of gases: IEC 60754–1 & –2
- Determination of smoke density: IEC 61034–1 & –2

Electrical characteristics

- Operating voltage : 300V

Part Nb	Nbre of conductors	Section	Jacket	Outer Ø	Weight	Packaging
FHP215FRNC	2	1.50 mm²	FRNC noir	6.60 mm	60 kg / km	Custom length
FHP225FRNC	2	2.50 mm²	FRNC noir	7.70 mm	87 kg / km	Custom length
FHP2400FRNC	2	4.00 mm²	FRNC noir	11.80 mm	199 kg / km	Custom length
FHP425FRNC	4	2.50 mm²	FRNC noir	9.40 mm	160 kg / km	Custom length
FHP4400FRNC	4	4.00 mm²	FRNC noir	12.80 mm	260 kg / km	Custom length

SPEAKER CABLES: **FHP CR1C1**





Product advantages

- Compliant with fire safety regulations in public buildings
- Highly resistant to extreme temperatures : - 60°C +200°C
- Excellent flexibility

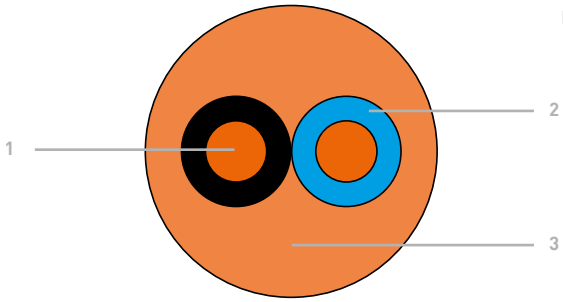

1. Composition of core: multi-strand bare copper – class 5
2. Conductor insulation: silicon elastomer
   Color coding of conductors: N°1 : blue
   N°2 : black
   N°3 : brown
   N°4 : green / yellow
3. Outer jacket: silicon elastomer - orange

Applications

- Wiring of all types of sound systems in public buildings
- Connection of amplifiers and speakers
- Public address
- Ideal for mobiles applications

Mecanical characteristics

- Operating temperature: - 60°C - + 200°C
- Bend radius : fixed station : 4 x Ø

Suitable plugs



Speakon

Electrical Characteristic

- Operating voltage: 300 / 500 v

Applying regulation data

- Fire resistance : CR1 according to NFC 32-070, complies with IEC 60331 standard
- Non-fire propagating properties : C1 according to the NFC 32-070 standard test 2.2
- Flame retardant: C2 according to the NFC 32-070 standard test 1 complies with IEC 60332–1 standard
- Halogen-free, low toxic or corrosive emission

Part nb	Nb of conductors	Section	Jacket	Outer Ø	Weight	Packaging
FHP215CR1C1	2	1.50 mm²	Silicon elastomer - orange	12.50 mm	60 kg / km	Custom length
FHP225CR1C1	2	2.50 mm²	Silicon elastomer - orange	13.50 mm	87 kg / km	Custom length
FHP2400CR1C1	2	4.00 mm²	Silicon elastomer - orange	15.00 mm	119 kg / km	Custom length
FHP415CR1C1	4	1.50 mm²	Silicon elastomer - orange	14.00 mm	140 kg / km	Custom length
FHP425CR1C1	4	2.50 mm²	Silicon elastomer - orange	15.50 mm	205 kg / km	Custom length
FHP4400CR1C1	4	4.00 mm²	Silicon elastomer - orange	17.00 mm	300 kg / km	Custom length

FLAT SPEAKER CABLES: **4030 SERIE**



40304089

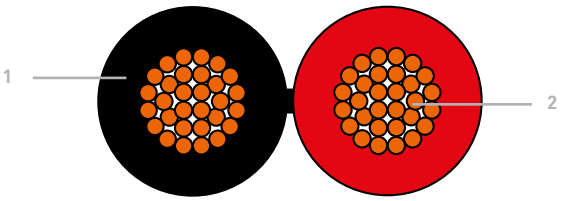

FIXED MOBILE UNBAL CPR CERTIFIED

Product advantages

- Good price / quality ratio
- Easy to install
- Identification of conductor by means of color code

1. Composition of core: multi-strand bare copper
2. Outer jacket: PVC

Applications

- Wiring of all types of sound systems
- Fixed and mobile applications
- Public address

Electrical Characteristic

- Operating voltage: 300 v

Mecanical characteristics

- Operating temperature: fixed station : - 25°C + 70°C
  mobile station : - 5°C + 70°C
- Bend radius : 8 x Outer Ø

Applying regulation data

- Conform to EN 50575 : 2014 + A1 : 2016

Part nb	Nb of conductors	Section	Jacket	Outer Ø	Packaging
4030.5082B	2	0.50 mm²	White PVC	1.80 x 3.70 mm	100 m
4030.4008	2	0.50 mm²	Red / black PVC	1.80 x 3.70 mm	100 m
4030.5067N	2	0.75 mm²	Black PVC	2.10 x 4.20 mm	100 m
4030.5067B	2	0.75 mm²	White PVC	2.10 x 4.20 mm	100 m
4030.5067G	2	0.75 mm²	Grey PVC	2.10 x 4.20 mm	100 m
4030.4089	2	0.75 mm²	Red / black PVC	2.40 x 4.20 mm	100 m
4030.5122N	2	1.00 mm²	Black PVC	2.40 x 4.80 mm	100 m
4030.5122G	2	1.00 mm²	Grey PVC	2.40 x 4.80 mm	100 m
4030.5122B	2	1.00 mm²	White PVC	2.40 x 4.80 mm	100 m
4030.4150	2	1.00 mm²	Red / black PVC	2.40 x 4.80 mm	100 m
4030.5126N	2	1.50 mm²	Black PVC	2.60 x 5.20 mm	100 m
4030.5126B	2	1.50 mm²	Grey PVC	2.60 x 5.20 mm	100 m
4030.5126G	2	1.50 mm²	White PVC	2.60 x 5.20 mm	100 m
4030.7126RN	2	1.50 mm²	Red / black PVC	2.60 x 5.20 mm	100 m
4030.7126RN5	2	1.50 mm²	Red / black PVC	2.60 x 5.20 mm	500 m
4030.8250	2	2.50 mm²	Red / black PVC	3.90 x 8.00 mm	100 m

FLAT SPEAKER CABLES: **FLAT TWIN SERIE**



40306150

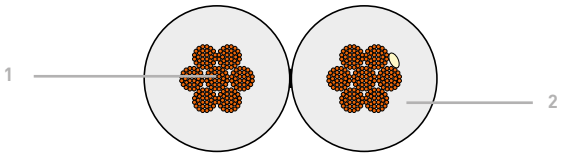



Product advantages

- Oxygen-free copper
- Mechanical identification of conductors
- High flexibility

1. Composition of core: multi-strand bare oxygen-free copper
   4030.6150 : 84 x 0.15 mm
   4030.6200 : 112 x 0.15 mm
   4030.6250 : 140 x 0.15 mm
2. Outer jacket: transparent PVC
   Coding of conductors: + conductor : striped
   - conductor : round

Applications

- Wiring of all types of sound systems
- Hi-fi
- Wiring of fixed installations

Applying regulation data

- Conform to EN 50575 : 2014 + A1 : 2016

Mecanical characteristics

- Operating temperature: fixed station : - 30°C + 70°C
  mobile station : - 10°C + 70°C
- Bend radius : 8 x Outer Ø

Electrical Characteristic

- Operating voltage: 300 v

Part nb	Nbre of conductors	Section	Jacket	Outer Ø	Packaging
4030.6150	2	1.50 mm^2	Transparent PVC	3.40 x 7.80 mm	100 m
4030.6200	2	2.00 mm^2	Transparent PVC	3.50 x 8.00 mm	100 m
4030.6250	2	2.50 mm^2	Transparent PVC	3.80 x 8.60 mm	100 m

ANALOG AUDIO MULTI-PAIR CABLES: **MPAI**



MPAI

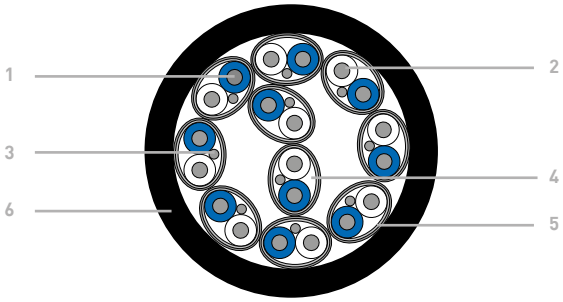

1. Composition of core: 7 x 0.20 mm tin-plated copper
   Section : 0.22 mm^2
2. Conductor insulation: Polyethylene
   Color coding of conductors: Transparent / blue
   Coding of pairs: by number
3. Drain wire pair: 7 x 0.20 mm tin-plated copper
4. Pair shielding: aluminium / PES foil + tinned copper drain wire
5. Shielding: aluminium / PES foil + tinned copper drain wire
6. Outer jacket: Black PVC

Product advantages

- Individual shielded and sheated pairs
- Overall shielding
- Excellent protection against static and electromagnetic interference

Applications

- Analog audio
- Fixed installation
- Audio links in noisy environments
- Wiring in professional sound studios

Applying regulation data

- Conform to EN 50575 : 2014 + A1 : 2016

Mecanical characteristics

- Operating temperature: fixed station : - 30°C + 80°C
- Bend radius : 5 x Outer Ø

Suitable plugs



3 pins XLR



Jack



Multi-pins cylindrical connector



Multi-pins rectangular connector

Part nb	Nb of pairs	Section	Jacket	Outer Ø	Weight	Packaging
MPAI2	2	0.22 mm^2	black PVC	7.90 mm	92 kg / km	Custom length
MPAI4	4	0.22 mm^2	black PVC	9.10 mm	145 kg / km	Custom length
MPAI8	8	0.22 mm^2	black PVC	12.20 mm	207 kg / km	Custom length
MPAI12	12	0.22 mm^2	black PVC	15.20 mm	308 kg / km	Custom length
MPAI16	16	0.22 mm^2	black PVC	17.00 mm	388 kg / km	Custom length
MPAI24	24	0.22 mm^2	black PVC	22.00 mm	577 kg / km	Custom length
MPAI32	32	0.22 mm^2	black PVC	24.60 mm	732 kg / km	Custom length

ANALOG AUDIO MULTI-PAIR CABLES: **MPAP**



MPAP

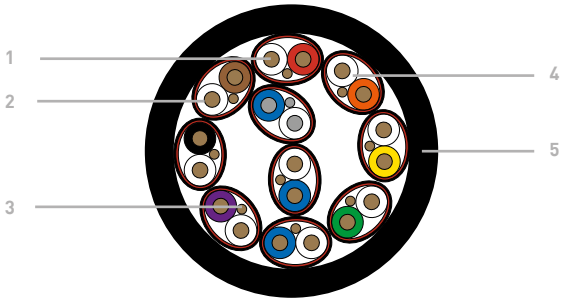

1. Composition of core: 7 x 0.20 mm bare copper
   Section : 0.22 mm²
2. Conductor insulation: Polyolefin
   Color coding of conductors: see table
3. Drain wire pair: 7 x 0.20 mm tin-plated copper
4. Pair shielding: bare copper spiral shielding
5. Outer jacket: Black PVC

Mecanical characteristics

- Operating temperature: - 20°C + 70°C
- Bend radius : fixed station : 5 x Ø
  mobile station : 10 x Ø

Product advantages

- Highly flexible
- Can be installed over long distances thanks to 0.22 mm² section
- Easy connection thanks to color and number coding of pairs
- Available in cords – On Air Pro range

Applications

- Analog audio
- All analog audio transmissions : fixed, mobile or broadcast
- Ideal for analog audio applications requiring long cable lengths

Applying regulation data

- Conform to EN 50575 : 2014 + A1 : 2016

Suitable plugs



3 pins XLR



6.35 mm jack



Multi-pins cylindrical connector



Multi-pins rectangular connector

IDENTIFICATION OF PAIRS					IDENTIFICATION OF CONDUCTORS	
Black (*)	Brown (*)	Red (*)	Orange (*)	Yellow (*)		
	10	20	30	40	Transparent	Black
1	11	21	31	41	Transparent	Brown
2	12	22	32	42	Transparent	Red
3	13	23	33	43	Transparent	Orange
4	14	24	34	44	Transparent	Yellow
5	15	25	35	45	Transparent	Green
6	16	26	36	46	Transparent	Blue
7	17	27	37	47	Transparent	Purple
8	18	28	38	48	Transparent	Grey
9	19	29	39	49	Transparent	White

(*) Individual jacket color of pairs + number of pair

Part nb	Nb of pairs	Section	Jacket	Outer Ø	Weight	Packaging
MPAP2	2	0,22 mm²	Black PVC	8.00 mm	75 kg / km	Custom length
MPAP4	4	0,22 mm²	Black PVC	9.50 mm	113 kg / km	Custom length
MPAP8	8	0,22 mm²	Black PVC	12.20 mm	191 kg / km	Custom length
MPAP12	12	0,22 mm²	Black PVC	14.30 mm	268 kg / km	Custom length
MPAP16	16	0,22 mm²	Black PVC	16.00 mm	354 kg / km	Custom length
MPAP20	20	0,22 mm²	Black PVC	17.80 mm	434 kg / km	Custom length
MPAP24	24	0,22 mm²	Black PVC	20.20 mm	522 kg / km	Custom length
MPAP32	32	0,22 mm²	Black PVC	22.50 mm	671 kg / km	Custom length
MPAP40	40	0,22 mm²	Black PVC	24.70 mm	821 kg / km	Custom length
MPAP48	48	0,22 mm²	Black PVC	26.60 mm	969 kg / km	Custom length

DIGITAL PATCH CABLE: **DAC**



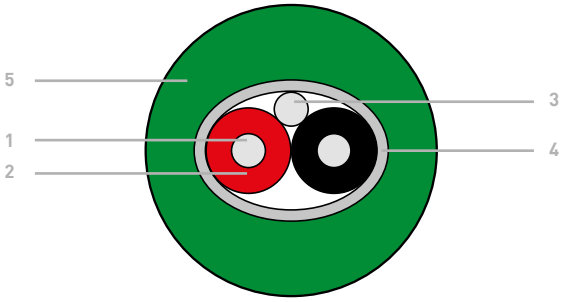

1. Composition of core: 1 x 0.40 mm Tin-plated copper
2. Conductor insulation: cellular polyolefine
   Color coding of conductors: red / black
3. Drain wire pair: 1 x 0.40 mm Tin-plated copper
4. Shielding: Aluminium foil
5. Outer jacket: green PVC – Ø 3.00 mm

Applying regulation data

- Conform to EN 50575 : 2014 + A1 : 2016

Product advantages

- AES / EBU 110 Ω standard
- 100 % shielding
- Digital link over long distance

Applications

- Digital balanced audio links
- Broadcast installations
- Inside wiring of racks, audio equipment and stage boxes

Suitable plugs



3 pins XLR

Electrical characteristics

- Impedance : 110 Ω
- Attenuations: 1 MHz : 3,60 dB / 100 m
  10 MHz : 9,40 dB / 100 m
  20 MHz : 13,00 dB / 100 m

Part nb	Nb of pairs	AWG	Jacket	Outer Ø	Weight	Packaging
DAC	1	26	Green PVC	3.00 mm	12.50 kg / km	Custom length

DIGITAL PATCH CABLE: **JA28110**



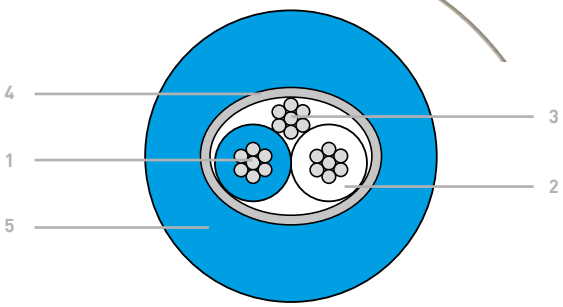

1. Composition of core: 7 x 0.20 mm plated copper
   Section: 0.22 mm²
2. Conductor insulation: cellular polyolefine
   Color coding of conductors: blue / white
3. Drain wire: 7 x 0.20 mm – tin-plated copper
4. Shielding: aluminium foil
5. Outer jacket: black PVC – Ø 3.80 mm

Electrical characteristics

- Impedance :110 Ω
- Attenuations : 1 MHz : 3,60 dB / 100 m
  10 MHz : 9,40 dB / 100 m
  20 MHz : 13,00 dB / 100 m

Product avantages

- AES / EBU 110 Ω standard
- 100 % shielding

Applications

- Digital balanced audio links
- Mobile & fixed installations
- Inside wiring of racks, audio equipment and stage boxes
- Studio cabling

Applying regulation data

- Conform to EN 50575 : 2014 + A1 : 2016

Suitable plug



3 pins XLR

Mechanical characteristics

- Température d'utilisation : - 30°C / + 70°C
- Rayon de courbure : poste fixe : 30 mm
  poste mobile : 45 mm

Part nb	Nb of pairs	Section	Jacket	Outside Ø	Weight	Packaging
JA28110	1	0.22 mm²	Blue PVC	3.80 mm	20 kg / km	100 & 500 M

DIGITAL PATCH CABLE: **DIGI 1**



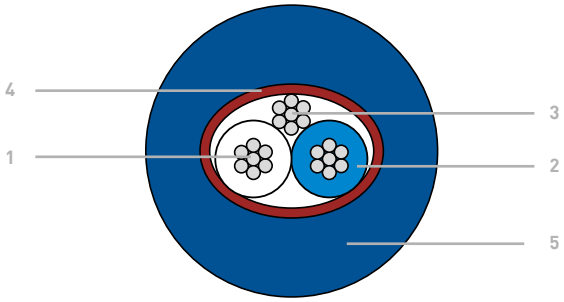

1. Composition of core: 7 x 0.20 mm Bare copper
   Section: 0.22 mm² - AWG 24
2. Conductor insulation: Polyethylene
   Color coding of conductors: white / blue
3. Drain wire pair: 7 x 0.20 mm Tin-plated copper
4. Shielding: bare copper spiral shielding
5. Outer jacket: blue PVC – Ø 4.60 mm

Electrical characteristics

- Impedance :110 Ω
- Attenuations: 1 MHz : 2,10 dB / 100 m
  10 MHz : 10,50 dB / 100 m
  20 MHz : 16,00 dB / 100 m

MOBILE FIXED BAL CERTIFIED

Product advantages

- AES / EBU 100 Ω standard
- High flexibility
- Compactness

Applications

- Digital balanced audio links
- Fixed and mobile applications
- Inside wiring of racks, audio equipment and stage boxes

Suitable plugs



3 pins XLR

Applying regulation data LSZH

- Conform to EN 50575 : 2014 + A1 : 2016

Part nb	Nb of pairs	Section	Jacket	Outer Ø	Weight	Packaging
DIGI1	1	0.22 mm²	Blue PVC	4.60 mm	27 kg / km	Custom length

LSZH DIGITAL AUDIO PATCH: **DIGI1LSZH**



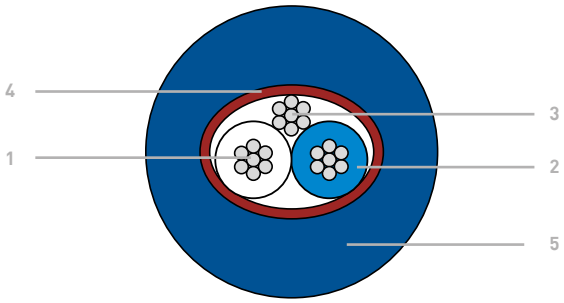

1. Composition of core: 7 x 0.20 mm bare copper
   Section: 0.22 mm² - AWG 24
2. Insulation of conductor: polyethylene
   Color coding of conductors: white / blue
3. Drain wire: 7 x 0.20 mm tin-plated copper
4. Shielding: bare copper spiral shielding
5. Outer jacket: blue LSZH – Ø 4.20 mm

Electrical characteristics

- Impedance: 110 Ω
- Attenuations: 1 MHz : 2,10 dB / 100 m
  10 MHz : 10,50 dB / 100 m
  20 MHz : 20,00 dB / 100 m

MOBILE FIXED SYM CERTIFIED

Product advantages

- Halogen-free jacket with low toxic emission
- Highly robust jacket thanks to low abrasive outer jacket

Applications

- Digital balanced audio links
- Compliant with fire safety regulations in public buildings

Suitable plug



3 pins XLR

Applying regulation data

- Conform to EN 50575 : 2014 + A1 : 2016
- Flame retardant : IEC 60332-3-24
- Determination of acidity level of gasses : IEC 60754-1
- Smoke density : IEC 61034-1 & 2

Part nb	Nb of pairs	Section	Jacket	Outer Ø	Weight	Packaging
DIGI1LSZH	1	0.22 mm²	Blue LSZH	4.20 mm	29 kg / km	Custom length

DIGITAL MICROPHONE CABLE: **DIGIMIC**



DIGIMIC

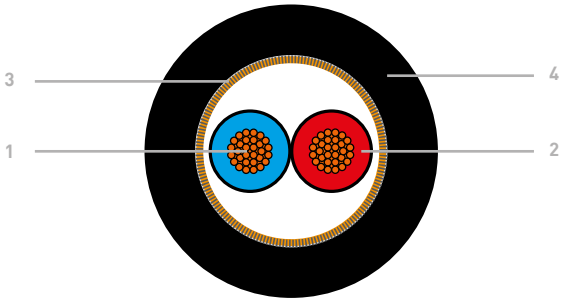

1. Composition of core: 28 x 0,10 mm bare copper
   Section: 0.22 mm²
2. Conductor insulation: Polyethylene
   Color coding of conductors: red / blue
3. Shielding: bare copper spiral
4. Outer jacket: Black PVC – Ø 6.35mm

Product advantages

- Very flexible, very robust outer jacket

Applications

- Digital microphone connexions on stage and in the studio
- Balanced audio connexions for analog and AES/EBU digital audio signals

Suitable plugs



3 pins XLR | stereo 3.50 jack | stereo 6.35 mm jack

Applying regulation data

- Conform to EN 50575 : 2014 + A1 : 2016

Electrical characteristics

- Conductor resistance: ≤ 86.6 Ω / km
- Insulation resistance: ≥ 2000mΩ / km
- Capacitance: 46 pF/m
- Impedance: 110 Ω

Mechanical Characteristics

- Operating temperature: – 30°C / +70°C
- Bend radius: Fixed station: 10 x Ø
  Mobile station: 15 x Ø

Part Nb	Nb of pairs	Section	Jacket	Outer Ø	Weight	Packaging
DIGIMIC	1	0.22 mm²	Black PVC	6.35 mm	45 kg / km	100 m

DIGITAL MULTI-PAIRS AUDIO CABLES: **DIGIFLEX**



DIGI8

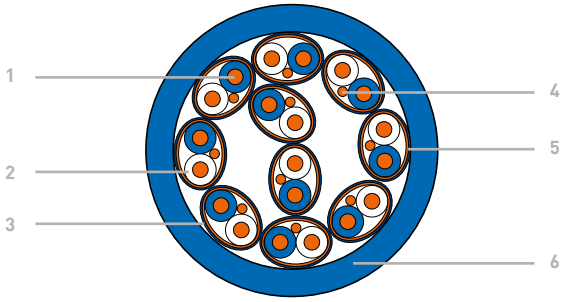

1. Composition of core: 7 x 0.20 mm bare copper
   Section: 0.22 mm² - AWG 24
2. Conductor insulation: Cellular polyethylene
   Color coding of conductors: white / blue
3. Individual sheath: Blue PVC
   Identification of pairs: by number
4. Drain wire: 7 x 0.20 mm tin-plated copper
5. Individual shielding: bare copper spirale shielding
5. Outer jacket: Blue PVC

Product advantages

- Highly effective shielding against electrical interferences
- Highly flexible and easy to coil / uncoil thanks to ultra supply PVC jacket

Applications

- AES / EBU links over long distances (greater than 300 m) & DMX transmissions
- Any digital audio link in fixed applications as well as on stage

Suitable plugs



3 pins XLR | 5 pins XLR | 25 pins SubD | Multi-pins cylindrical connector | Multi-pins rectangular connector

Mecanical characteristics

- Operating temperature: - 30°C, + 70°C
- Bend radius : fixed station : 10 x Ø
  mobile station : 15 x Ø

Applying regulation data

- Conform to EN 50575 : 2014 + A1 : 2016

Electrical characteristics

- Impedance :110 Ω
- Nominal capacitance: 800 / 1000 Hz : 46 pF / m

Frequency MHz	Next dB	Nominal attenuation dB / 100 m
0.1	75* - 80**	0.55
1	60* - 65**	2.10
4	53* - 55**	5.80
10	48* - 48**	10.50
20	45* - 45**	16.00

Part nb	Nb of pairs	Section	Jacket	Outer Ø	Weight	Packaging
DIGI2	2	0.22 mm²	Blue PVC	10.20 mm	95 kg / km	Custom length
DIGI4	4	0.22 mm²	Blue PVC	11.50 mm	159 kg / km	Custom length
DIGI8	8	0.22 mm²	Blue PVC	14.90 mm	265 kg / km	Custom length
DIGI12	12	0.22 mm²	Blue PVC	18.40 mm	371 kg / km	Custom length
DIGI16	16	0.22 mm²	Blue PVC	21.00 mm	477 kg / km	Custom length
DIGI24	24	0.22 mm²	Blue PVC	26.80 mm	702 kg / km	Custom length
DIGI32	32	0.22 mm²	Blue PVC	29.30 mm	889 kg / km	Custom length

DIGITAL MULTI-PAIRS AUDIO CABLES LSZH: **DIGIFLEXB LSZH**



DIGIB8 LSZH

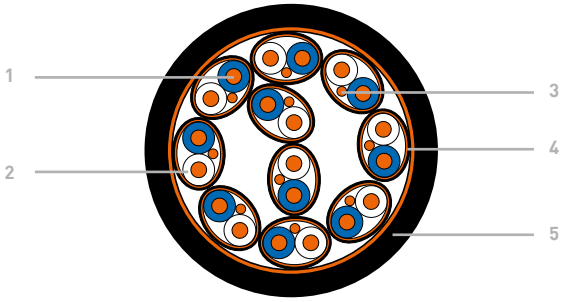

1. Core: 7 x 0.20 mm barre copper
   Section: 0.22 mm² - AWG 24
2. Conductor insulation: Foam skin polyethylene
   Color coding of conductors: white/ blue
3. Individual sheath: black LSZH – Ø 3.50 mm
   Identification of pairs: by number
4. Individual shielding: bare copper braiding
5. General shielding: bare copper braiding + tinned copper drain wire
6. Jacket: Black LSZH

Product advantages

- Highly effective shielding against electrical interferences
- Halogen-free jacket with low toxic emission
- Highly robust jacket thanks to low abrasive outer jacket

Applications

- AES / EBU links over long distances (greater than 300 m) & DMX transmissions
- Compliant with fire safety regulations in public buildings

Suitable plugs


3 pins XLR


5 pins XLR


Multi-pins cylindrical connector


Multi-pins rectangular connector

Mecanical characteristics

- Operating temperature : -30°C - +70°C
- Bend radius : Fixed station : 10 x Ø

Applying regulation data

- Flame retardant : IEC 60332-3-24
- Determination of halogenated acid gas content: IEC 60754-1
- Determination of acidity level of gasses: IEC 60754-2
- Smoke density: IEC 61034-1 & -2
- Conform to EN 50575 : 2014 + A1 : 2016

Part nb	Nb of pairs	Section	Jacket	Outer Ø	Weight	Packaging
DIGIB2 LSZH	2	0.22 mm²	Black LSZH	9.20 mm	168 kg / km	Custom length
DIGIB4 LSZH	4	0.22 mm²	Black LSZH	10.70 mm	278 kg / km	Custom length
DIGIB8 LSZH	8	0.22 mm²	Black LSZH	14.20 mm	340 kg / km	Custom length
DIGIB12 LSZH	12	0.22 mm²	Black LSZH	17.50 mm	500 kg / km	Custom length
DIGIB16 LSZH	16	0.22 mm²	Black LSZH	19.80 mm	613 kg / km	Custom length
DIGIB24 LSZH	24	0.22 mm²	Black LSZH	25.20 mm	735 kg / km	Custom length
DIGIB32 LSZH	32	0.22 mm²	Black LSZH	28.00 mm	929 kg / km	Custom length

2xx0 SERIE



2040

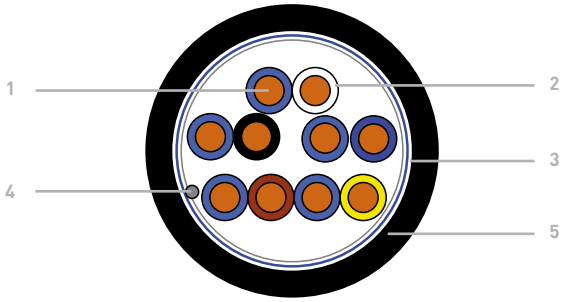

1. Core: multi-strand bare copper
   Section: 0.22 mm²
2. Conductor insulation: PVC
   Color coding of conductors
3. Shielding: Aluminium foil
4. Drain wire: 7 x 0.20 mm – tin-plated copper
5. Outer jacket: Black PVC

Product advantages

- Colors coding of conductors
- Overall shielding
- Excellent protection against static and electromagnetic interferences

Application

- Remote control

Applying regulation data

- Conform to EN 50575 : 2014 + A1 : 2016

Part nb	Nb of conductors	Section	Jacket	Outer Ø	Weight	Packaging
2040	4	0.22 mm²	Black PVC	4.50 mm	28 kg / km	100 and 500 m
2060	6	0.22 mm²	Black PVC	5.00 mm	39 kg / km	100 and 500 m
2080	8	0.22 mm²	Black PVC	5.50 mm	54 kg / km	100 and 500 m
2100	10	0.22 mm²	Black PVC	6.50 mm	63 kg / km	100 and 500 m
2120	12	0.22 mm²	Black PVC	6.80 mm	70 kg / km	100 and 500 m
2160	16	0.22 mm²	Black PVC	7.50 mm	75 kg / km	100 and 500 m

NEUTRIK XLR CONNECTORS

3 PINS XLR



NC3MXX

NC3FXX

Contact	Nickel shell – Silver contact	Black shell – Silver contact	Black shell – Gold contact	Packaging
3 pins male – XX series	NC3MXX	NC3MXXBAG	NC3MXXB	1 unit
3 pins female – XX series	NC3FXX	NC3FXXBAG	NC3FXXB	1 unit

3 PINS ANGLED XLR



Contact	Nickel shell – Silver contact	Black shell – Silver contact	Packaging
3 pins male – XX series	NC 3 MRX	NC 3 MRX BAG	1 unit
3 pins female – XX series	NC 3 FRX	NC 3 FRX BAG	1 unit

RINGS AND CAPS FOR COLOR CODING



XXR x

Designation	Colors	Part nb	Packaging
Rings for XLR plugs XX Series	1– brown. 2– red. 3– orange. 4– yellow. 5– green. 6– blue. 7– purple. 8– grey. 9– white. 0– black.	XXR x	100 units
Caps for XLR plugs XX Series	1– brown. 2– red. 3– orange. 4– yellow. 5– green. 6– blue. 7– purple. 8– grey. 9– white. 0– black.	BXX x	100 units

CONVERTCON PLUGS



NC3FMCB

Contact	Nickel shell - Silver contact	Black shell - Silver contact	Packaging
3 pins male / female	NC 3 FM C	NC 3 FM CB	1 unit

XLR SOCKETS



NC3FDLX

Contact	Nickel shell – Silver contact	Black shell – Silver contact	Black shell – Gold contact	Packaging
3 pins male – XX series	NC3 MDLX	NC3 MDLX BAG	NC3 MDLXB	1 unit
3 pins female – XX series	NC3 FDLX	NC3 FDLXBAG	NC3 FDLXB	1 unit

D–SERIES ACCESSORIES



DBABL SCDX SCDP

Designation	Part nb	Packaging
Dummy plate – D–size	DBABL	1 unit
Hinged cover for D–Size chassis connector – IP42	SCDX	100 units
Sealing gasket for D–Size chassis connector w/ color coding: X = 0– black. 2– red. 4– yellow. 5– green. 6– blue. 9– white	SCDPx	100 units

NEUTRIK JACK CONNECTORS

JACKS MALE



NP3X

Designation	Nickel shell – Silver contact	Black shell – Silver contact	Black shell – Gold contact	Packaging
Mono – 6.35 mm - XX series	NP 2 X	NP 2 XBAG	NP 2 XB	1 unit
Stereo – 6.35 mm - XX series	NP 3 X	NP 3 XBAG	NP 3 XB	1 unit

ANGLED JACKS MALE



NP2RX

Designation	Nickel shell – Silver contact	Black shell – Silver contact	Black shell – Gold contact	Packaging
Mono – 6.35 mm	NP 2 RX	NP 2 RXBAG	NP 2 RXB	1 unit
Stereo – 6.35 mm	NP 3 RX	NP 3 RXBAG	NP 3 RXB	1 unit

RINGS AND CAPS FOR COLOR CODING



Designation	Colors	Part nb	Packaging
Rings for Jack plugs	1– brown. 2– red. 3– orange. 4– yellow. 5– green. 6– blue. 7– purple. 8– grey. 9– white. 0– black	PXR x	1 unit
Caps for Jack plugs	1– brown. 2– red. 3– orange. 4– yellow. 5– green. 6– blue. 7– purple. 8– grey. 9– white. 0– black	BPX x	1 unit

JACK FEMALE PLUGS



Designation	Nickel shell	Black shell	Packaging
Stereo – 6.35 mm	NJ 3 FC 6	NJ 3 FC 6 BAG	1 unit

JACKS TT / GPO



NP3TTPR

Designation	Red shell	Black shell	Packaging
Jack TT male	NP 3 TT PR	NP 3 TT PB	1 unit
Jack GPO male	NP 3 TB R	**NP 3 TB B**	**1 unit**

JACK FEMALE SOCKETS



NJ3FP6C

Designation	Nickel shell	Black shell	Packaging
Stereo – 6.35 mm	NJ 3 FP 6 C	NJ 3 FP 6 C BAG	1 unit

NEUTRIK SPEAKON CONNECTORS

PLUGS



NL4FX

Designation	Part nb	Packaging
2-pole female	NL 2 FX	1 unit
4-pole female	NL 4 FX	1 unit
8-pole female	NL 8 FC	1 unit

SEALED METAL PLUGS – IP54



NLT4FX

Designation	Nickel metal shell	Black metal shell	Packaging
4-pole female	NLT 4 FX	NLT 4 FX BAG	1 unit
4-pole male	NLT 4 MX	NLT 4 MX BAG	1 unit
8-pole female	NLT 8 FX	NLT 8 FX BAG	1 unit
8-pole male	NLT 8 MX	NLT 8 MX BAG	1 unit

ANGLED PLUG



Designation	Part nb	Packaging
4 pole female angled	NL4FRX	1 unit

SOCKETS



NL4MP

Pole number	Black shell – D series	Black shell – G series	Metal shell – G series	Packaging
2-pole male	NL 2 MP			1 unit
4-pole male	NL 4 MP	NL 4 MPR	NLT 4 MP	1 unit
8-pole male		NL 8 MPR	NLT 8 MP	1 unit

ADAPTERS



NL8MM

Designation	Part nb	Packaging
4-pole Speakon plug / jack female mono 6.35 mm	NL 4 LJX	1 unit
4-pole Speakon – male / male	NL 4 MMX	1 unit
8-pole Speakon – male / male	NL 8 MM	1 unit

STANDARD RANGES

XLR CONNECTORS



XM3



XF3



XM3

Designation	Nickel metal shell	Packaging	Black metal shell	Packaging
3-pins male	XM3	4 units	XM3N	4 units
3-pins female	XF3	4 units	XF3N	4 units

JACK CONNECTOR



RJ45MH

Designation	Part nb	Packaging
Stereo metal 3.50 mm for cable Ø 6.00 mm	RJ45MH	4 units

METAL CINCH CONNECTORS





RCAM





RCAF

	Metal shell – Red ring	Packaging	Metal shell – White ring	Packaging
Male cinch	RCAMDR	4 units	RCAMDB	4 units
Female cinch	RCAFDR	4 units	RCAFDB	4 units

STANDARD RANGES

HIGH-END METAL CINCH CONNECTORS



Designation	Part nb	Packaging
Male cinch – Gold contact – White ring	RCAMOB	4 units
Male cinch – Gold contact – Blue ring	RCAMOBL	4 units
Male cinch – Gold contact – Red ring	RCAMOR	4 units
Male cinch – Gold contact – Yellow ring	RCAMOJ	4 units
Male cinch – Gold contact – Black ring	RCAMON	4 units
Male cinch – Gold contact – Green ring	RCAMOV	4 units

CINCH SOCKETS



RZ61CR

Designation	Part nb	Packaging
White female cinch socket	RZ61CB	1 unit
Red female cinch socket	RZ61CR	1 unit
Yellow female cinch socket	RZ61CJ	1 unit
Black female cinch socket	RZ61CN	1 unit

ADAPTERS

XLR / XLR



NA3MM

Designation	Brand	Part nb
Male XLR / Male XLR	NEUTRIK	NA3MM
Female XLR / Female XLR	NEUTRIK	NA3FF
Male XLR / Female XLR	NEUTRIK	NA3FM

XLR / JACK



NA3MJ

Designation	Brand	Part nb
Female XLR / Male stereo 6.35 mm Jack	NEUTRIK	NA3FP
Female XLR / Female stereo 6.35 mm Jack	NEUTRIK	NA3FJ
Female XLR / Male mono 6.35 mm Jack	S2CEB	A3FM6M
Male XLR / Male mono 6.35 mm Jack	NEUTRIK	NA3MP
Male XLR / Female stereo 6.35 mm Jack	NEUTRIK	NA3MJ

XLR / CINCH



NA2FPMF

Designation	Brand	Part nb
Female XLR / Female cinch	NEUTRIK	NA2FPMM
Male XLR / Female cinch	NEUTRIK	NA2FPMF
Male XLR / Female cinch	S2CEB	A3MCF
Male XLR / Male cinch	NEUTRIK	NA2MPMM
Male XLR / Male cinch	NEUTRIK	NA2MPMF

ADAPTERS

JACK / JACK



M6S-F3S

Designation	Part nb	Packaging
Male stereo 3.50 mm Jack / Female stereo 6.35 mm Jack	M3S-F6S	2 units
Male stereo 6.35 mm Jack / Female stereo 3.50 mm Jack	M6S-F3S	2 units
Male stereo 3.50 mm Jack / 2 x Female stereo 3.50 mm Jacks	M3S-2F3S	2 units
Female stereo 3.50 mm Jack / Female stereo 3.50 mm Jack	F3S-F3S	1 unit
Female stereo 6.35 mm Jack / Female Stereo 6.35 mm Jack	F6S-F6S	2 units

JACK / CINCH



RCAF M6M

Designation	Part nb	Packaging
Female cinch / Male mono 6.35 mm Jack	RCAF-M6M	2 units
2 x Male cinchs / Male stereo 6.35 mm Jack	2RCA-M6S	1 unit

CINCH / CINCH



NC1525

Designation	Part nb	Packaging
Female cinch / Female cinch	NC 1525	1 unit

DIGITAL AES / EBU ADAPTERS

NADITBNCM





NADITBNCF

Input	Output	Part nb	Packaging
Female XLR socket 110 Ω	Female BNC socket 75 Ω	NADIT BNC F	1 unit
Male XLR socket 110 Ω	Female BNC socket 75 Ω	NADIT BNC M	1 unit
Female XLR socket 110 Ω	Female BNC socket 75 Ω	NADIT BNC FX	1 unit
Male XLR socket 110 Ω	Female BNC socket 75 Ω	NADIT BNC MX	1 unit

RECTANGULAR MULTI-PIN CONNECTORS

FEMALE CABLE PLUGS WITH SPIGOT CAPS



FFS72

Designation	Part nb	Packaging
40 pins female cable plug	FFS40	1 unit
64 pins female cable plug	FFS64	1 unit
72 pins female cable plug	FFS72	1 unit
108 pins female cable plug	FFS108	1 unit

FEMALE CABLE PLUGS WITH LOCKING TABS



EFS72

Designation	Part nb	Packaging
40 pins female socket	EFS40	1 unit
64 pins female socket	EFS64	1 unit
72 pins female socket	EFS72	1 unit
108 pins female socket	EFS108	1 unit

FEMALE EXTENDERS WITH CAP WITH LOCKING TABS



PFS72

Designation	Part nb	Packaging
40 pins female extender	PFS40	1 unit
64 pins female extender	PFS64	1 unit
72 pins female extender	PFS72	1 unit
108 pins female extender	PFS108	1 unit

RECTANGULAR MULTI-PIN CONNECTORS

MALE CABLE PLUGS WITH SPIGOT CAPS



FMS72

Designation	Part nb	Packaging
40 pins male cable plug	FMS40	1 unit
64 pins male cable plug	FMS64	1 unit
72 pins male cable plug	FMS72	1 unit
108 pins male cable plug	FMS108	1 unit

MALE CABLE PLUGS WITH LOCKING TABS



EMS72

Designation	Part nb	Packaging
40 pins male socket	EMS40	1 unit
64 pins male socket	EMS64	1 unit
72 pins male socket	EMS72	1 unit
108 pins male socket	EMS108	1 unit

MALE EXTENDERS WITH CAP WITH LOCKING TABS



PMS72

Designation	Part nb	Packaging
40 pins male extender	PMS40	1 unit
64 pins male extender	PMS64	1 unit
72 pins male extender	PMS72	1 unit
108 pins male extender	PMS108	1 unit

TEN47 – TOURLINE RANGE

INLINE FEMALE CONNECTORS WITH NUT



CFF37TPC

Nb of audio channels	Nb of contacts	With protection cap	With plastic spiral cable gland	With metal basket weave grips	Part nb	Packaging
8	25				CFF25	1 unit
8	25	√			CFF25C	1 unit
8	25		√		CFF25TP	1 unit
8	25	√	√		CFF25TPC	1 unit
12	37				CFF37	1 unit
12	37	√			CFF37C	1 unit
12	37		√		CFF37TP	1 unit
12	37	√	√		CFF37TPC	1 unit
16	54				CFF54	1 unit
16	54	√			CFF54C	1 unit
16	54			√	CFF54TM	1 unit
16	54	√		√	CFF54TMC	1 unit
24	85				CFF85	1 unit
24	85	√			CFF85C	1 unit
24	85			√	CFF85TM	1 unit
24	85	√		√	CFF85TMC	1 unit
48	150				CFF150	1 unit
48	150	√			CFF150C	1 unit
48	150			√	CFF150TM	1 unit
48	150	√		√	CFF150TMC	1 unit

PANEL FEMALE CONNECTORS WITH NUT



CEF37

Nb of audio channels	Nb of contacts	With protection cap	Part nb	Packaging
8	25		CEF25	1 unit
8	25	√	CEF25C	1 unit
12	37		CEF37	1 unit
12	37	√	CEF37C	1 unit
16	54		CEF54	1 unit
16	54	√	CEF54C	1 unit
24	85		CEF85	1 unit
24	85	√	CEF85C	1 unit
48	150		CEF150	1 unit
48	150	√	CEF150C	1 unit

TEN47 – TOURLINE RANGE

INLINE MALE CONNECTORS WITHOUT NUT



CFM150TM

Nb of audio channels	Nb of contacts	With protection cap	With plastic spiral cable gland	With metal basket weave grips	Part nb	Packaging
8	25				CFM25	1 unit
8	25	√			CFM25C	1 unit
8	25		√		CFM25TP	1 unit
8	25	√	√		CFM25TPC	1 unit
12	37				CFM37	1 unit
12	37	√			CFM37C	1 unit
12	37		√		CFM37TP	1 unit
12	37	√	√		CFM37TPC	1 unit
16	54				CFM54	1 unit
16	54	√			CFM54C	1 unit
16	54			√	CFM54TM	1 unit
16	54	√		√	CFM54TMC	1 unit
24	85				CFM85	1 unit
24	85	√			CFM85C	1 unit
24	85			√	CFM85TM	1 unit
24	85	√		√	CFM85TMC	1 unit
48	150				CFM150	1 unit
48	150	√			CFM150C	1 unit
48	150			√	CFM150TM	1 unit
48	150	√		√	CFM150TMC	1 unit

PANEL MALE CONNECTORS WITHOUT NUT



CEM150

Nb of audio channels	Nb of contacts	With protection cap	Part nb	Packaging
8	25		CEM25	1 unit
8	25	√	CEM25C	1 unit
12	37		CEM37	1 unit
12	37	√	CEM37C	1 unit
16	54		CEM54	1 unit
16	54	√	CEM54C	1 unit
24	85		CEM85	1 unit
24	85	√	CEM85C	1 unit
48	150		CEM150	1 unit
48	150	√	CEM150C	1 unit

CRIMP AND ASSEMBLY TOOLS

Designation	Part Nb	Packaging
Crimp tool	PPC	1 unit
Locator for inline and panel connectors 25 / 37 / 54 / 85 contacts	TOUR	1 unit
Locator for inline and panel connectors 150 contacts	TOUR150	1 unit
Inserting tool	INST	1 unit
Removal tool	EXT	1 unit

TEN47 – PA-COM SPEAKER CONNECTORS

INLINE MALE CABLE CONNECTORS



FM8 FM8B

Number of poles	Shell type	Part nb	Packaging
8	Without nut – PG21 gland	FM8	1 unit
8	With nut – PG21 gland	FM8B	1 unit

PANEL MALE CONNECTORS



EM8 EM8B

Number of poles	Shell type	Part nb	Packaging
8	Panel mount without nut	EM8	1 unit
8	Panel mount with nut	EM8B	1 unit

INLINE FEMALE CABLE CONNECTORS



FF8 FF8B

Number of poles	Shell type	Part nb	Packaging
8	Without nut – PG21 gland	FF8	1 unit
8	With nut – PG21 gland	FF8B	1 unit

PANEL FEMALE CONNECTORS

Number of poles	Shell type	Part nb	Packaging
8	Panel mount without nut	EF8	1 unit
8	Panel mount with nut	EF8B	1 unit

RECEPTACLE ADAPTOR MALE TO FEMALE



Number of poles	Part nb	Packaging
8	RFM8	1 unit

XLR CORDS

3 PINS MALE XLR – 3 PINS FEMALE XLR



Connector 1	Connector 2	Cable
NC3MXX	NC3FXX	VIPER

Part nb	Length*	Packaging
CAXX11	1 m	1 unit
CAXX12	2 m	1 unit
CAXX13	3 m	1 unit
CAXX15	5 m	1 unit
CAXX110	10 m	1 unit
CAXX115	15 m	1 unit

* Other lengths upon request

DIGITAL - 3 PINS MALE XLR – 3 PINS FEMALE XLR



Connector 1	Connector 2	Cable
NC3MXX	NC3FXX	DIGIMIC

Part nb	Length*	Packaging
CANXX11	1 m	1 unit
CANXX12	2 m	1 unit
CANXX13	3 m	1 unit
CANXX15	5 m	1 unit
CANXX110	10 m	1 unit
CANXX115	15 m	1 unit

* Other lengths upon request

3 PINS FEMALE XLR – DOUBLE 3 PINS MALE XLR



Connector 1	Connector 2	Cable
NC3FXX	2 x NC3MXX	DUALMIC

Part nb	Length*	Packaging
CAX2XM1050	0.50 m	1 unit
CAX2XM11	1 m	1 unit
CAX2XM13	3 m	1 unit

* Other lengths upon request

XLR CORDS

3 PINS MALE XLR – MALE STEREO JACK 6.35 mm



CAXJ23

Connector 1	Connector 2	Cable
NC3MXX	NP3X	VIPER

Part nb	Length*	Packaging
CAXJ23	3 m	1 unit
CAXJ25	5 m	1 unit
CAXJ210	10 m	1 unit

* Other lengths upon request

3 PINS FEMALE XLR – MALE STEREO JACK 6.35 mm



CAXFJ23

Connector 1	Connector 2	Cable
NC3FXX	NP3X	VIPER

Part nb	Length*	Packaging
CAXFJ23	3 m	1 unit
CAXFJ25	5 m	1 unit
CAXFJ210	10 m	1 unit

* Other lengths upon request

3 PINS MALE XLR – MALE MONO JACK 6.35 mm



CAXJ33

Connector 1	Connector 2	Cable
NC3MXX	NP2X	COBRA

Part nb	Length*	Packaging
CAXJ33	3 m	1 unit
CAXJ35	5 m	1 unit
CAXJ310	10 m	1 unit

* Other lengths upon request

XLR CORDS

3 PINS FEMALE XLR – MALE MONO JACK 6.35 mm



CAXFJ33

Connector 1	Connector 2	Cable
NC3FXX	NP2X	VIPER

Connector 1	Length*	Packaging
CAXFJ33	3 m	1 unit
CAXFJ35	5 m	1 unit
CAXFJ310	10 m	1 unit

* Other lengths upon request

DOUBLE 3 PINS MALE XLR – MALE STEREO JACK 6.35 mm



CAJ2X13

Connector 1	Connector 2	Cable
2 x NC3MXX	NP3X	DUAL22HQ

Part nb	Length*	Packaging
CAJ2X13	3 m	1 unit
CAJ2X15	5 m	1 unit
CAJ2X110	10 m	1 unit

* Other lengths upon request

DOUBLE 3 PINS FEMALE XLR – MALE STEREO JACK 6.35 mm



CAJ2XF13

Connector 1	Connector 2	Cable
2 x NC3FXX	NP3X	DUAL22HQ

Part nb	Length*	Packaging
CAJ2XF13	3 m	1 unit
CAJ2XF15	5 m	1 unit
CAJ2XF110	10 m	1 unit

* Other lengths upon request

DOUBLE 3 PINS MALE XLR – MALE STEREO JACK 3.50 mm



CA2XJ3513

Connector 1	Connector 2	Cable
2 x NC3MXX	RJ45MH	DUAL22HQ

Part nb	Length*	Packaging
CA2XJ3513	3 m	1 unit
CA2XJ3515	5 m	1 unit
CA2XJ35110	10 m	1 unit

* Other lengths upon request

JACK CORDS

STEREO JACK 6.35 mm – MALE / MALE



CAJJ11

Connector 1	Connector 2	Cable
NP3X	NP3X	VIPER

Part nb	Length*	Packaging
CAJJ11	1 m	1 unit
CAJJ13	3 m	1 unit
CAJJ15	5 m	1 unit
CAJJ110	10 m	1 unit
CAJJ115	15 m	1 unit

* Other lengths upon request

MONO JACK 6.35 mm – MALE / MALE



CAJJ33

Connector 1	Connector 2	Cable
NP2X	NP2X	COBRA

Part nb	Length*	Packaging
CAJJ33	3 m	1 unit
CAJJ35	5 m	1 unit
CAJJ310	10 m	1 unit

* Other lengths upon request

BLACK MONO JACK 6.35 mm – MALE / MALE



CAJJ33B

Connector 1	Connector 2	Cable
NP2XBAG	NP2XBAG	COBRA

Part nb	Length*	Packaging
CAJJ33B	3 m	1 unit
CAJJ35B	5 m	1 unit
CAJJ310B	10 m	1 unit

* Other lengths upon request

JACK CORDS

BLACK MALE MONO JACK 6.35 mm – BLACK ANGLED MALE MONO JACK 6.35 mm



CAJJ33CB

Connector 1	Connector 2	Cable
NP2XBAG	NP2RXBAG	VIPER

Part nb	Length*	Packaging
CAJJ33CB	3 m	1 unit
CAJJ35CB	5 m	1 unit
CAJJ310CB	10 m	1 unit

* Other lengths upon request

MALE STEREO JACK 6.35 mm – DOUBLE MALE MONO JACKS 6.35 mm



CAJ2J11

Connector 1	Connector 2	Cable
NP3X	2 x NP2X	DUAL22HQ

Part nb	Length*	Packaging
CAJ2J11	1 m	1 unit
CAJ2J13	3 m	1 unit
CAJ2J15	5 m	1 unit
CAJ2J110	10 m	1 unit

* Other lengths upon request

MALE STEREO JACK 3.50 mm – DOUBLE MALE MONO JACKS 6.35 mm



CAJ352J11

Connector 1	Connector 2	Cable
RJ45MH	2 x NP2X	DUAL22HQ

Part nb	Length*	Packaging
CAJ352J11	1 m	1 unit
CAJ352J13	3 m	1 unit
CAJ352J15	5 m	1 unit
CAJ352J110	10 m	1 unit

* Other lengths upon request

JACK CORDS

MALE STEREO JACK 6.35 mm – DOUBLE CINCH MALES



CAJ2R11

Connector 1	Connector 2	Cable
NP3X	RCAMOB RCAMOR	DUAL22HQ

Part nb	Length*	Packaging
CAJ2R11	1 m	1 unit
CAJ2R13	3 m	1 unit
CAJ2R15	5 m	1 unit
CAJ2R110	10 m	1 unit

* Other lengths upon request

MALE JACK BANTAM – MALE JACK BANTAM



CATT1006R

Connector 1	Connector 2	Cable
NP3TTPB – Black jack NP3TTPR – Red jack	NP3TTPB – Black jack NP3TTPR – Red jack	TT14 – Black PVC TT14R – Red PVC

Part nb	Length*	Coulours	Packaging
CATT1006N	0.60 m	Black	1 unit
CATT1006R	0.60 m	Red	1 unit
CATT1009N	0.90 m	Black	1 unit
CATT1009R	0.90 m	Red	1 unit
CATT1105N	1.50 m	Black	1 unit
CATT1105R	1.50 m	Red	1 unit

* Other lengths upon request

CINCH CORDS

DOUBLE CINCH MALES – DOUBLE CINCH MALES



CARR210

Connector 1	Connector 2	Cable
RCAMOB RCAMOR	RCAMOB RCAMOR	DUAL22HQ

Part nb	Length*	Packaging
CARR210	10 m	1 unit
CARR215	15 m	1 unit
CARR220	20 m	1 unit

* Other lengths upon request

DOUBLE CINCH MALES – MALE STEREO JACK 6.35 mm



CAJ2R11

Connector 1	Connector 2	Cable
RCAMOB RCAMOR	NP3X	DUAL22HQ

Part nb	Length*	Packaging
CAJ2R11	1 m	1 unit
CAJ2R13	3 m	1 unit
CAJ2R15	5 m	1 unit
CAJ2R110	10 m	1 unit

* Other lengths upon request

DOUBLE CINCH MALES – DOUBLE 3 PINS XLR MALES



CA2RX11

Connector 1	Connector 2	Cable
RCAMOB RCAMOR	2 x NC3MXX	DUAL22HQ

Part nb	Length*	Packaging
CA2RX11	1 m	1 unit
CA2RX13	3 m	1 unit
CA2RX15	5 m	1 unit
CA2RX110	10 m	1 unit

* Other lengths upon request

CINCH CORDS

DOUBLE CINCH MALES – DOUBLE 3 PINS XLR FEMALES



CA2RXF11

Connector 1	Connector 2	Cable
RCAMOB RCAMOR	2 x NC3FXX	DUAL22HQ

Part nb	Length*	Packaging
CA2RXF11	1 m	1 unit
CA2RXF13	3 m	1 unit
CA2RXF15	5 m	1 unit
CA2RXF110	10 m	1 unit

* Other lengths upon request

DOUBLE CINCH MALES – DOUBLE MALE MONO JACKS 6.35 mm



CA2RJM11

Connector 1	Connector 2	Cable
RCAMOB RCAMOR	2 x NP2X	DUAL22HQ

Part nb	Length*	Packaging
CA2RJM11	1 m	1 unit
CA2RJM13	3 m	1 unit
CA2RJM15	5 m	1 unit
CA2RJM110	10 m	1 unit

* Other lengths upon request

SPEAKER CORDS

SPEAKER CABLE 2 x 2.50 mm² - SPEAKON 2-POLE PLUGS



CHP2SS11

Connector 1	Connector 2	Cable
NL2FX	NL2FX	FHP225

Part nb	Length*	Packaging
CHP2SS11	1 m	1 unit
CHP2SS12	2 m	1 unit
CHP2SS13	3 m	1 unit
CHP2SS15	5 m	1 unit
CHP2SS110	10 m	1 unit
CHP2SS115	15 m	1 unit
CHP2SS120	20 m	1 unit

* Other lengths upon request

SPEAKER CABLE 4 x 2.50 mm² - SPEAKON 4-POLE PLUGS



CHP4SS11

Connector 1	Connector 2	Cable
NL4FX	NL4FX	FHP425

Part nb	Length*	Packaging
CHP4SS11	1 m	1 unit
CHP4SS12	2 m	1 unit
CHP4SS13	3 m	1 unit
CHP4SS15	5 m	1 unit
CHP4SS110	10 m	1 unit
CHP4SS115	15 m	1 unit
CHP4SS120	20 m	1 unit

* Other lengths upon request

SPEAKER 4 x 4.00 mm² - SPEAKON 4-POLE PLUGS



CHP44SS11

Connector 1	Connector 2	Cable
NL4FX	NL4FX	FHP4400

Part nb	Length*	Packaging
CHP44SS11	1 m	1 unit
CHP44SS12	2 m	1 unit
CHP44SS13	3 m	1 unit
CHP44SS15	5 m	1 unit
CHP44SS110	10 m	1 unit
CHP44SS115	15 m	1 unit
CHP44SS120	20 m	1 unit

* Other lengths upon request

SPEAKER CORDS

SPEAKER CABLE 4 x 4.00 mm² - SPEAKON 4-POLE METAL PLUGS



CHP44SST11

Connector 1	Connector 2	Cable
NLT4FX	NLT4FX	FHP4400

Part nb	Length*	Packaging
CHP44SST11	1 m	1 unit
CHP44SST12	2 m	1 unit
CHP44SST13	3 m	1 unit
CHP44SST15	5 m	1 unit
CHP44SST110	10 m	1 unit
CHP44SST115	15 m	1 unit
CHP44SST120	20 m	1 unit

* Other lengths upon request

SPEAKER CABLE 8 x 2.50 mm² - SPEAKON 8-POLE PLUGS



CHP8SS11

Connector 1	Connector 2	Cable
NL8FC	NL8FC	FHP825

Part nb	Length*	Packaging
CHP8SS11	1 m	1 unit
CHP8SS12	2 m	1 unit
CHP8SS13	3 m	1 unit
CHP8SS15	5 m	1 unit
CHP8SS110	10 m	1 unit
CHP8SS115	15 m	1 unit
CHP8SS120	20 m	1 unit

* Other lengths upon request

SPEAKER CORDS

SPEAKER CABLE 8 x 4.00 mm² - SPEAKON 8-POLE PLUGS



CHP84SS13

Connector 1	Connector 2	Cable
NL8FC	NL8FC	FHP8400N

Part nb	Length*	Packaging
CHP84SS13	3 m	1 unit
CHP84SS15	5 m	1 unit
CHP84SS110	10 m	1 unit
CHP84SS115	15 m	1 unit
CHP84SS120	20 m	1 unit
CHP84SS130	30 m	1 unit

* Other lengths upon request

SPEAKER CABLE 8 x 4.00 mm² - SPEAKON 8-POLE METAL PLUGS



CHP84SST13

Connector 1	Connector 2	Cable
NLT8FX	NLT8FX	FHP8400N

Part nb	Length*	Packaging
CHP84SST13	3 m	1 unit
CHP84SST15	5 m	1 unit
CHP84SST110	10 m	1 unit
CHP84SST115	15 m	1 unit
CHP84SST120	20 m	1 unit
CHP84SST130	30 m	1 unit

* Other lengths upon request

SPEAKER CORDS

SPEAKER CABLE 2 x 4.00 mm² - 8 WAY PA-COM INLINE MALE TEN47 – SPEAKON 4-POLE PLUGS



CHP24CPS13

Connector 1	Connector 2	Cable	Standard wiring
FM8	2 x NL4FX 1 x NL4FX	FHP2400 FHP4400	Linking in poles +1 -1 Linking in poles +1 -1 +2-2

Part nb	Length	Packaging
CHP24CPS13	3 m	1 unit

Connector 1	Connector 2	Cable	Standard wiring
FM8	4 x NL4FX	FHP2400	Linking in poles +1 -1

Part nb	Length	Packaging
CHP24CP4S15	5 m	1 unit

SPEAKER CABLE 4 x 4.00 mm² - 8 WAY PA-COM INLINE MALE TEN47 – SPEAKON 4-POLE PLUG



CHP44CP2S13

Connector 1	Connector 2	Cable	Standard wiring
FM8	2 x NL4FX	FHP4400	Linking in poles +1 -1 & +2 -2

Part nb	Length	Packaging
CHP44CP2S13	3 m	1 unit

SPEAKER CABLE 8 x 4.00 mm² - 8 WAY PA-COM INLINE MALE / FEMALE – TEN47



CHP84CCP1070

Connector 1	Connector 2	Cable
FM8B	FF8B	FHP8400N

Part nb	Length	Packaging
CHP84CCP1070	0.70 m	1 unit
CHP84CCP15	5.00 m	1 unit
CHP84CCP110	10.00 m	1 unit
CHP84CCP125	25.00 m	1 unit

SPEAKER CORDS - ADAPTERS

SPEAKER CABLE 2 x 2.50 mm² - BLACK METAL MALE 4-POLE SPEAKON – PLASTIC FEMALE 4-POLE SPEAKONS



Connector 1	Connector 2	Cable	Standard wiring
NLT4MXBAG	2 x NL4FX	FHP225	Linking in poles +1-1 & +2-2

Part nb	Length	Packaging
CHP2ST42S1050	0.50 m	1 unit

SPEAKER CABLE 2 x 2.50 mm² - BLACK METAL MALE 8-POLE SPEAKON – PLASTIC FEMALE 4-POLE SPEAKONS



Connector 1	Connector 2	Cable
NLT8MXBAG	2 x NL4FX	FHP225

Part nb	Length	Packaging
CHP2STS82S1050	0.50 m	1 unit

SPEAKER CABLE 2 x 2.50 mm² - BLACK METAL MALE 8-POLE SPEAKON – PLASTIC FEMALE 4-POLE SPEAKONS



Connector 1	Connector 2	Cable	Standard wiring
NLT8MXBAG	4 x NL4FX	FHP225	Linking in poles +1-1 & +2-2

Part nb	Length	Packaging
CHP2STS84S1050	0.50 m	1 unit

SPEAKER STAGE BOX

SPEAKER LINE ARRAY STAGE BOX



- Neutrik speakon plugs
- Housing : metal black epoxy
- M10 thread
- Available in different wiring standards

Part nb	Speakon inputs	Powered speakers outputs A B C D	Powered speakers outputs A+B C+D	Standard wiring
SBHP84L	1 x NL8MPR	4 x NL4MP	2 x NL4MP	L Acoustics
SBHP84N	1 x NL8MPR	4 x NL4MP	2 x NL4MP	Nexo

AUDIO WITH POWERLINE CORDS

16A PLUG / 3 PINS XLR



CAXPP13

Connector 1	Connector 2	Cable
PC16M	PC16F	1XDMXPOWER
NC3FXX	NC3MXX	

Designation	Length*	Part nb
CAXPP13	3 m	1 unit
CAXPP15	5 m	1 unit
CAXPP110	10 m	1 unit
CAXPP115	15 m	1 unit

* Other lengths upon request

16A PLUG / POWERCON PLUG / 3 PINS XLR



CAXPW13

Connector 1	Connector 2	Cable
PC16M	NAC3FCA	1XDMXPOWER
NC3FXX	NC3MXX	

Designation	Length*	Part nb
CAXPW13	3 m	1 unit
CAXPW15	5 m	1 unit
CAXPW110	10 m	1 unit
CAXPW115	15 m	1 unit

* Other lengths upon request

POWERCON PLUGS / 3 PINS XLR



CAXW13

Connector 1	Connector 2	Cable
NAC3FCA	NAC3FCB	1XDMXPOWER
NC3FXX	NC3MXX	

Designation	Length*	Part nb
CAXW13	3 m	1 unit
CAXW15	5 m	1 unit
CAXW110	10 m	1 unit
CAXW115	15 m	1 unit

* Other lengths upon request

ANALOG AUDIO MULTICORE SYSTEMS

MALES / FEMALES 3 PINS XLR MULTI-PAIR CORDS



CMPAP8XX110

- Neutrik XLR connectors – XX series
- Fanning out of 0.50 m.
- Rilsan jacket on each pair
- Number coding of pairs
- 2 transparent thermo sleeves of 0.10 m
- 1 velcro

Connector 1	Connector 2	Cable
NC3FXX	NC3MXX	MPAPxx

Part nb	Nb of pairs	Length*	Packaging
CMPAP4xx	4	5, 10, 15, 20, 25, 30 m	1 unit
CMPAP8xx	8	5, 10, 15, 20, 25, 30 m	1 unit
CMPAP12xx	12	5, 10, 15, 20, 25, 30 m	1 unit
CMPAP16xx	16	5, 10, 15, 20, 25, 30 m	1 unit
CMPAP24xx	24	5, 10, 15, 20, 25, 30 m	1 unit
CMPAP32xx	32	5, 10, 15, 20, 25, 30 m	1 unit

* Other lengths upon request

STAGEBOXES WITH MULTI-PAIRS CORDS – 8 CHANNELS – XLR / XLR



CMPAP8SB15

- Neutrik XLR connectors – XX series
- Stage box housing : black metal with numbering
- XLR sockets fixing by pop-rivets
- Packing gland cable exit
- Fanning out of 0.50 m
- Rilsan jacket on each pair
- Number coding of pairs
- 2 transparent thermo sleeves of 0.10 m
- 1 velcro

Connector 1	Connector 2	Cable
NC3FDLX	NC3MXX	MPAPxx

Part nb	Nb of channels	3 pins XLR - Inputs	Cable length*
CMPAP8SB1xx	8 Canaux	8	5 m
			10 m
			15 m
			20 m
			25 m

* Other lengths upon request

ANALOG AUDIO MULTICORE SYSTEMS

STAGEBOXES WITH MULTI-PAIRS CORDS – 12 TO 20 CHANNELS – XLR / XLR



CMPAP32SB15

- Neutrik XLR connectors – XX series
- Stage box housing : black metal with numbering
- XLR sockets fixing by pop-rivets
- Packing gland cable exit
- Fanning out of 0.50 m
- Rilsan jacket on each pair
- Number coding of pairs
- 2 transparent thermo sleeves of 0.10 m
- 1 velcro

Connector 1	Connector 2	Cable
NC3FDLX NC3MDLX	NC3MXX NC3FXX	MPAPxx

Part nb	Nb of channels	3 pins XLR - Inputs	3 pins XLR - Outputs	Cable length*
CMPAP12SB1xx	12 Channels	12		5 m
				10 m
				15 m
				20 m
				25 m
CMPAP84SB1xx	12 Channels	8	4	5 m
				10 m
				15 m
				20 m
				25 m
CMPAP16SB1xx	16 Channels	12	4	5 m
				10 m
				15 m
				20 m
				25 m
CMPAP168SB1xx	24 Channels	16	8	5 m
				10 m
				15 m
				20 m
				25 m
CMPAP24SB1xx	24 Channels	20	4	5 m
				10 m
				15 m
				20 m
				25 m
CMPAP32SB1xx	32 Channels	24	8	5 m
				10 m
				15 m
				20 m
				25 m

* Other lengths upon request

AUDIO ANALOG STAGEBOXES

STAGEBOXES – 12 TO 32 CHANNELS – XLR / MULTIPINS CONNECTOR



SB32C108

- Neutrik XLR connectors – XX series
- Multipins rectangular connector - panel mount housing, female
- XLR sockets fixing by pop-rivets
- Stage box housing: black metal with numbering

Connector 1	Connector 2
NC3FDLX NC3MDLX	EFSxx

Part nb	Nb of channels	Multi-pins cable connector	3 pins XLR - Inputs	3 pins XLR - Outputs
SB12C40	12 Channels	40	12	
SB16C64	16 Channels	64	12	4
SB24C72	24 Channels	72	20	4
SB32C108	32 Channels	108	24	8

STAGEBOXES – 12 TO 32 CHANNELS – XLR / TEN47



SB32C150

- Neutrik XLR connectors – XX series
- TOURLINE range – TEN47 - panel mount housing, female
- XLR sockets fixing by pop-rivets
- Stage box housing : black metal with numbering

Connector 1	Connector 2
NC3FDLX NC3MDLX	CEFxx

Part nb	Nb of channels	Multi-pins cable connector	3 pins XLR - Inputs	3 pins XLR - Outputs
SB12C37	12 Channels	37	12	
SB16C54	16 Channels	54	12	4
SB24C85	24 Channels	85	20	4
SB32C150	32 Channels	150	24	8
SB48C150	48 Channels	150	40	8

AUDIO ANALOG MULTI-PAIRS CORDS

MULTI-PAIR CORDS – MULTI-PINS MALE / FEMALE



CMPAP12CC110

- Multipins rectangular connector – in line-hood, cable entry straight - male & female inserts
- Common ground
- 2 transparent thermo sleeves of 0.10 m
- 1 velcro

Connector 1	Connector 2	Cable
FFSxx	FMSxx	MPAPxx

Part nb	Nb of channels	Multi-pins cable connector	Cable length*	
CMPAP12CC1xx	12 Channels	40	10 m	40 m
			15 m	50 m
			20 m	100 m
CMPAP16CC1xx	16 Channels	72	10 m	40 m
			15 m	50 m
			20 m	100 m
CMPAP24CC1xx	24 Channels	72	10 m	40 m
			15 m	50 m
			20 m	100 m
CMPAP32CC1xx	32 Channels	108	10 m	40 m
			15 m	50 m
				100 m

* Other lengths upon request

MULTI-PAIR CORDS – MULTI-PINS FEMALE / FEMALE



CMPAP12CC210

- Multipins rectangular connector – in line-hood, cable entry straight - female inserts
- Common ground
- 2 transparent thermo sleeves of 0.10 m
- 1 velcro

Connector 1	Connector 2	Cable
FFSxx	FFSxx	MPAPxx

Part nb	Nb of channels	Multi-pins cable connector	Cable length*	
CMPAP12CC2xx	12 Channels	40	10 m	40 m
			15 m	50 m
			20 m	100 m
CMPAP16CC2xx	16 Channels	72	10 m	40 m
			15 m	50 m
			20 m	100 m
CMPAP24CC2xx	24 Channels	72	10 m	40 m
			15 m	50 m
			20 m	100 m
CMPAP32CC2xx	32 Channels	108	10 m	40 m
			15 m	50 m
				100 m

* Other lengths upon request

AUDIO ANALOG MULTI-PAIRS CORDS

MULTI-PAIR CORDS WITHOUT RETURN - MULTIPINS CONNECTOR / XLR



CMPAP12CX15

- Multipins rectangular connector – in line-hood, cable entry straight - female insert
- Neutrik XLR connectors – XX series
- Single ground
- Fanning out of 0.50 m
- Rilsan jacket on each pair
- Number coding of pairs
- 2 transparent thermo sleeves of 0.10 m
- 1 velcro

Connector 1	Connector 2	Cable
FFSxx	NC3MXX	MPAPxx

Part nb	Nb channels	Multi-pins cable connector	3 pins XLR – Inputs	Cable length*
CMPAP12CX1xx	12 Channels	40	12	5 m, 10 m, 15 m, 30 m, 50 m, 100 m
CMPAP16CX1xx	16 Channels	64	16	5 m, 10 m, 15 m, 30 m, 50 m, 100 m
CMPAP24CX1xx	24 Channels	72	24	5 m, 10 m, 15 m, 30 m, 50 m, 100 m
CMPAP32CX1xx	32 Channels	108	32	5 m, 10 m, 15 m, 30 m, 50 m, 100 m

* Other lengths upon request

MULTI-PAIR CORDS WITH RETURN - MULTIPINS CONNECTOR / XLR



CMPAP12CXF15

- Multipins rectangular connector – in line-hood, cable entry straight - female insert
- Neutrik XLR connectors – XX series
- Single ground
- Fanning out of 0.50 m
- Rilsan jacket on each pair
- Number coding of pairs
- 2 transparent thermo sleeves of 0.10 m
- 1 velcro

Connector 1	Connector 2	Cable
FFSxx	NC3MXX NC3FXX	MPAPxx

Part nb	Nb channel	Multi-pins cable connector	3 pins XLR – Inputs	3 pins XLR – Outputs	Cable length*
CMPAP12CXF1xx	12 Channels	40	8	4	5 m, 10 m, 15 m, 30 m, 50 m, 100 m
CMPAP16CXF1xx	16 Channels	64	12	4	5 m, 10 m, 15 m, 30 m, 50 m, 100 m
CMPAP24CXF1xx	24 Channels	72	20	4	5 m, 10 m, 15 m, 30 m, 50 m, 100 m
CMPAP32CXF1xx	32 Channels	108	24	8	5 m, 10 m, 15 m, 30 m, 50 m, 100 m

* Other lengths upon request

AUDIO ANALOG MULTI-PAIRS CORDS

MULTI-PAIRS CORDS MALE / FEMALE – TEN47



CMPAP12RR110

- TOURLINE range – TEN47 – cable connector, male & female contacts
- With protection caps
- With plastic spiral cable gland (37 pins cable connectors) & with metal basket weave grips plastique (54 to 150 pins cable connectors)
- Female cable connector with nut
- Single ground
- 2 transparent thermo sleeves of 0.10 m
- 1 velcro

Connector 1	Connector 2	Cable
CMFxx	CFFxx	MPAPxx

Part nb	Nb channel	Multi-pins cable connector	Cable length*
CMPAP12RR1xx	12 Channels	37	10m, 15 m, 20 m, 40 m, 50 m, 100 m
CMPAP16RR1xx	16 Channels	54	10m, 15 m, 20 m, 40 m, 50 m, 100 m
CMPAP24RR1xx	24 Channels	85	10m, 15 m, 20 m, 40 m, 50 m, 100 m
CMPAP32RR1xx	32 Channels	150	10m, 15 m, 20 m, 40 m, 50 m, 100 m

* Other lengths upon request

MULTI-PAIRS CORDS FEMALE / FEMALE – TEN47



CMPAP16RR210

- TOURLINE range – TEN47 – cable connector, male & female contacts
- With protection caps
- With plastic spiral cable gland (37 pins cable connectors) & with metal basket weave grips (54 to 150 pins cable connectors)
- Female cable connector with nut
- Single ground
- 2 transparent thermo sleeves of 0.10 m
- 1 velcro

Connector 1	Connector 2	Cable
CFFxx	CFFxx	MPAPxx

Part nb	Nb channel	Multi-pins cable connector	Cable length*
CMPAP12RR2xx	12 Channels	37	10m, 15 m, 20 m, 40 m, 50 m, 100 m
CMPAP16RR2xx	16 Channels	54	10m, 15 m, 20 m, 40 m, 50 m, 100 m
CMPAP24RR2xx	24 Channels	85	10m, 15 m, 20 m, 40 m, 50 m, 100 m
CMPAP32RR2xx	32 Channels	150	10m, 15 m, 20 m, 40 m, 50 m, 100 m

* Other lengths upon request

AUDIO ANALOG MULTI-PAIRS CORDS

MULTI-PAIR CORDS WITHOUT RETURN - TEN47 / XLR



CMPAP12RX15

- TOURLINE range – TEN47 – cable connector, female contacts with protection caps
- With plastic spiral cable gland (37 pins cable connectors) & with metal basket weave grips (54 to 150 pins cable connectors)
- Neutrik XLR connectors – XX series
- Single ground
- Fanning out of 0.50 m
- Rilsan jacket on each pair
- Number coding of pairs
- 2 transparent thermo sleeves of 0.10 m
- 1 velcro

Connector 1	Connector 2	Cable
CFFxx	NC3MXX	MPAPxx

Part nb	Nb channel	Multi-pins cable connector	3 pins XLR – Inputs	Cable length*	
CMPAP12RX1xx	12 Channels	37	12	5 m	30 m
				10 m	50 m
				15 m	100 m
CMPAP16RX1xx	16 Channels	54	16	5 m	30 m
				10 m	50 m
				15 m	100 m
CMPAP24RX1xx	24 Channels	85	24	5 m	30 m
				10 m	50 m
				15 m	100 m
CMPAP32RX1xx	32 Channels	150	32	5 m	30 m
				10 m	50 m
				15 m	100 m

* Other lengths upon request

AUDIO ANALOG MULTI-PAIRS CORDS

MULTI-PAIR CORDS WITH RETURN - TEN47 / XLR



CMPAP12RXF15

- TOURLINE range – TEN47 – cable connector, female contacts with protection caps
- With plastic spiral cable gland (37 pins cable connectors) & with metal basket weave grips (54 to 150 pins cable connectors)
- Neutrik XLR connectors – XX series
- Single ground
- Fanning out of 0.50 m
- Rilsan jacket on each pair
- Number coding of pairs
- 2 transparent thermo sleeves of 0.10 m
- 1 velcro

Connector 1	Connector 2	Cable
CFFxx	NC3MXX NC3FXX	MPAPxx

Part nb	Nb channel	Multi-pins cable connector	3 pins XLR – Inputs	3 pins XLR – Outputs	Cable length*	
CMPAP12RXF1xx	12 Channels	37	8	4	5 m	30 m
					10 m	50 m
					15 m	100 m
CMPAP16RXF1xx	16 Channels	54	16	4	5 m	30 m
					10 m	50 m
					15 m	100 m
CMPAP24RXF1xx	24 Channels	85	24	4	5 m	30 m
					10 m	50 m
					15 m	100 m
CMPAP32RXF1xx	32 Channels	150	32	8	5 m	30 m
					10 m	50 m
					15 m	100 m

* Other lengths upon request

JACK CORDS

STEREO 3.50 mm JACKS – MALE / MALE



CAMJJ23

Connector 1	Connector 2	Cable
Stereo 3.50 mm male jack – plastic shell	Stereo 3.50 mm male jack – plastic shell	2 x 0.22 mm^2

Part nb	Length	Packaging
CAMJJ 2105	1.50 m	1 unit
CAMJJ 23	3 m	1 unit
CAMJJ 25	5 m	1 unit
CAMJJ 210	10 m	1 unit
CAMJJ 215	15 m	1 unit
CAMJJ 220	20 m	1 unit

STEREO 3.50 mm JACKS – MALE / FEMALE



CAMJJ15

Connector 1	Connector 2	Cable
Stereo 3.50 mm male jack – plastic shell	Stereo 3.50 mm female jack – plastic shell	2 x 0.22 mm^2

Part nb	Length	Packaging
CAMJJ 15	5 m	1 unit
CAMJJ 110	10 m	1 unit

JACK & CINCH CORDS

STEREO 3.50 mm MALE JACK – DOUBLE MALE CINCHS



CAMRJ23

Connector 1	Connector 2	Cable
Stereo 3.50 mm male jack – plastic shell	Male cinch – white plastic shell Male cinch – red plastic shell	2 x 0.22 mm^2

Part nb	Length	Packaging
CAMRJ 23	3 m	1 unit
CAMRJ 25	5 m	1 unit
CAMRJ 210	10 m	1 unit

DOUBLE CINCHS - MALES / MALES



CAMRR1105

Connector 1	Connector 2	Cable
Male cinch – white plastic shell Male cinch – red plastic shell	Male cinch – white plastic shell Male cinch – red plastic shell	2 x 0.22 mm^2

Part nb	Length	Packaging
CAMRR 1105	1.50 m	1 unit
CAMRR 15	5 m	1 unit
CAMRR 110	10 m	1 unit
CAMRR 115	15 m	1 unit





DMX

LIGHTING CABLES: **1XDMX512**



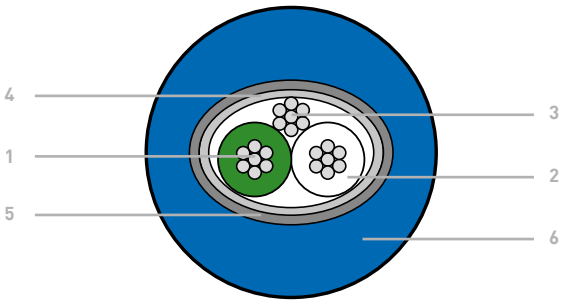

1. Composition of core: 7 x 0.25 mm tin-plated copper
   Section : 0.22 mm²
2. Conductor insulation: Polyethylene
   Color coding of conductors: white / green
3. Drain wire: 7 x 0.25 mm tin-plated copper
4. 1st shielding: Aluminium foil
5. 2nd shielding : Tin-plated copper braid
6. Outer jacket: blue or black PVC – Ø 5.80 mm

Electrical characteristics

- Impedance : 110 Ω
- Core electrical resistance: 84 Ω / km
- Insulation resistance: > 100 MΩ / km
- Operating temperature: -20°C - +70°C
- Max voltage: 250 V

Product advantages

- Highly flexible
- High immunity to interferences, thanks to the double shielding

Applications

- Transport of DMX512 data and digital audio signals
- Wiring of fixed or mobile installations

Suitable plugs



3 and 5 pins XLR

Applying regulation data

- Conform to EN 50575: 2014 + A1 : 2016

Part nb	Nb of pairs	Section	Jacket	Outer Ø	Weight	Packaging
1XDMX512	1	0.22 mm²	Blue PVC	5.80 mm	40 kg / km	Custom length
1XDMX512N	1	0.22 mm²	Black PVC	5.80 mm	40 kg / km	Custom length

LIGHTING CABLE : **1XDMX512G**



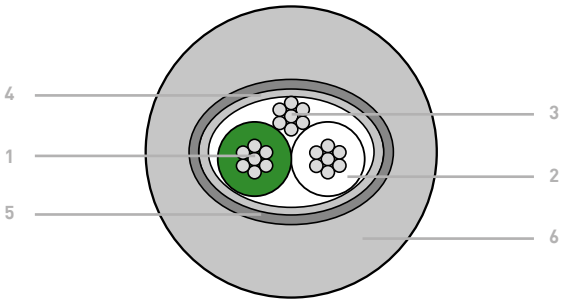

1. Composition of core: 7 x 0.25 mm tin-plated copper
   Section: 0.34 mm²
2. Conductor insulation: Polyethylene
   Color coding of conductors: white / green
3. Drain wire: 7 x 0.25 mm – tin-plated copper
4. 1st shielding: Aluminium foil
5. 2nd shielding: Tin-plated copper braid
6. Outer jacket: Grey PVC – Ø 5.80 mm

Electrical characteristics

- Impedance : 110 Ω
- Core electrical resistance: 53 Ω / km
- Insulation resistance: > 100 MΩ / km
- Operating temperature: -20°C - +70°C
- Max voltage: 250 V

Product advantages

- Highly flexible
- Transport on great lengths transmission
- High immunity to interferences, thanks to the double shielding

Applications

- Transport of DMX512 data and digital audio signals
- Wiring of fixed or mobile installations

Suitable plugs



3 and 5 pins XLR

Applying regulation data

- Conform to EN 50575: 2014 + A1 : 2016

Part nb	Nb of pairs	Section	Jacket	Outer Ø	Weight	Packaging
1XDMX512G	1	0.34 mm²	Grey PVC	5.80 mm	42 kg / km	Custom length

LIGHTING CABLES: **DMX512**



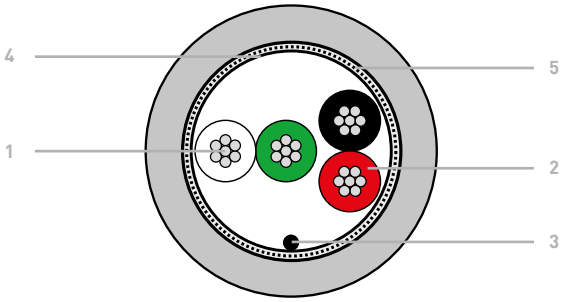

1. Composition of core: 7 x 0.25 mm tin-plated copper
   Section : 0.34 mm²
2. Conductor insulation: Polyethylene
   Color coding of conductors: red/black. white/green
3. Drain wire: 7 x 0.25 mm – tin-plated copper
4. 1st shielding: aluminium foil
5. 2nd shielding: tin-plated copper braid
6. Outer jacket: grey or black PVC – Ø 7.00 mm

Electrical characteristics

- Impedance : 110 Ω
- Core electrical resistance: 53 Ω / km
- Insulation resistance: > 500 MΩ / km
- Operating temperature: -20°C - +70°C
- Max voltage: 300 V

Product advantages

- Highly flexible
- Transport on great lengths transmission
- High immunity to interferences, thanks to the double shielding
- Available as cords – ON AIR PRO range

Applications

- Transport of DMX512 data and digital audio signals.
- Wiring of fixed or mobile installations

Suitable plugs



3 and 5 pins XLR

Applying regulation data

- Conform to EN 50575: 2014 + A1 : 2016

Part nb	Nb of pairs	Section	Jacket	Outer Ø	Weight	Packaging
DMX512	2	0.34 mm²	Grey PVC	7.00 mm	110 kg / km	Custom length
DMX512N	2	0.34 mm²	Black PVC	7.00 mm	110 kg / km	Custom length

LIGHTING CABLE: **DMX512 FRNC**

1. Composition of core: 7 x 0.25 mm tin-plated copper
   Section: 0.34 mm²
2. Conductor insulation: Polyethylene
   Color coding of conductors: red/black. white/green
3. Drain wire: 7 x 0.25 mm – tin-plated copper
4. 1st shielding: aluminium foil
5. 2nd shielding: tin-plated copper braid
6. Outer jacket: grey FRNC – Ø 7.00 mm

Applying regulation data

- Fire retardant: IEC 60332-1
- Determination of the amount of acid halogen gas and determination of degree of acidity of gases: IEC 60754-1 & -2
- Determination of smoke density: IEC 61034-1 & -2
- Conform to EN 50575: 2014 + A1 : 2016

Applications

- Compliant with fire safety regulations in public

Suitable plugs



3 and 5 pins XLR

Part nb	Nb of pairs	Section	Jacket	Outer Ø	Weight	Packaging
DMX512FRNC	2	0.34 mm²	Grey FRNC	7.00 mm	110 kg / km	Custom length

HYBRIDE LIGHTING CABLE: **1XDMXPOWER**



1XDMXPOWER

FIXED MOBILE CPR CERTIFIED

Product advantages

- Links over long distances
- Highly flexible
- Excellent protection against static and electromagnetic interferences

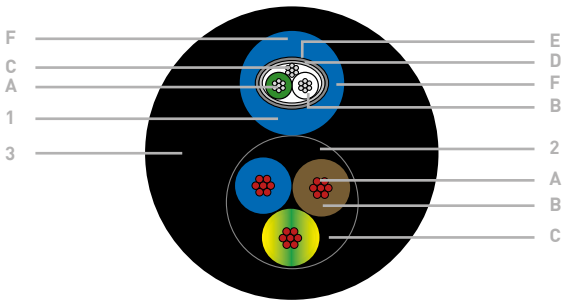

Applications

- Transport of DMX512 data and digital audio signals
- Supply lines of light projectors
- Wiring of fixed or mobile installations

Applying regulation data

- Conform to EN 50575: 2014 + A1 : 2016

1. **LIGHTING CABLE : 1XDMX512**
A. Composition of core: 7 x 0,25 mm tin-plated copper
Section : 0.22 mm^2
B. Conductor insulation: Polyethylene
Color coding of conductors: white / green
C. Drain wire: Multi-strand tin-plated copper
D. 1st shielding: Aluminium foil
E. 2nd shielding: Tin-plated copper braid
F. Outer jacket: Blue PVC - Ø 5.80 mm

2. **POWER CABLE 3 G 1.50 mm² TYPE H05VVF**
A. Composition of core: flexible bare copper – Class 5
Section : 1.50 mm^2
B. Conductor insulation: PVC
Color coding of conductors: blue, brown, green / yellow
C. Outer jacket: Black PVC - Ø 8.10 mm

3. Outer jacket: Black PVC - Ø 15.50 mm

Mecanical characteristics

- Operating temperature: - 30°C, + 70°C
- Bend radius : 100 mm

Suitable plugs



3 and 5 pins XLR



Prise alimentation 16A



NAC3FXW

Part nb	Nb of pairs	Section	Jacket	Outer Ø	Weight	Packaging
1XDMXPOWER	1 pair 3 conductors	0.22 mm^2 1.50 mm^2	Black PVC	15.50 mm	255 kg / km	Custom length

NEUTRIK XLR CONNECTORS

3 AND 5 PINS XLR



NC3MXX



NC3MXXBAG

Contact	Nickel shell - Silver contact	Black shell - Silver contact	Black shell - Gold contact	Packaging
3 pins male – XX series	NC3MXX	NC3MXXBAG	NC3MXXB	1 unit
3 pins female – XX series	NC3FXX	NC3FXXBAG	NC3FXXB	1 unit
5 pins male – XX series	NC5MXX	NC5MXXBAG	NC5MXXB	1 unit
5 pins female – XX series	NC5FXX	NC5FXXBAG	NC5FXXB	1 unit

RINGS AND CAPS FOR COLOR CODING



Designation	Colors	Part nb	Packaging
Rings for XLR plugs XX Series	1– brown. 2– red. 3– orange. 4– yellow. 5– green. 6– blue. 7– purple. 8– grey. 9– white. 0– black.	XXR x	100 units
Caps for XLR plugs XX Series	1– brown. 2– red. 3– orange. 4– yellow. 5– green. 6– blue. 7– purple. 8– grey. 9– white. 0– black.	BXX x	100 units

XLR SOCKETS



NC5MDLX

Contact	Nickel shell - Silver contact	Black shell - Silver contact	Black shell - Gold contact	Packaging
3 pins Male – XX serie	NC3MDLX	NC3MDLXBAG	NC3MDLXB	1 unit
3 pins Female – XX serie	NC3FDLX	NC3FDLXBAG	NC3FDLXB	1 unit
5 pins Male – XX serie	NC5MDLX	NC5MDLXBAG	NC5MDLXB	1 unit
5 pins Female – XX serie	NC5FDLX	NC5FDLXBAG	NC5FDLXB	1 unit

D-SERIES ACCESSORIES



DBABL **SCDX** **SCDP**

Designation	Part nb	Packaging
Dummy plate – D–size	DBABL	1 unit
Hinged cover for D–Size chassis connector – IP42	SCDX	100 units
Sealing gasket for D–Size chassis connector w/ color coding: X = 0– black. 2– red. 4– yellow. 5– green. 6– blue. 9– white	SCDPX	100 units

DMX512 CORDS

5 PINS XLR – MALE / FEMALE



CDMX511

Connector 1	Connector 2	Cable
NC5MXX	NC5FXX	DMX512 – Grey PVC

Part nb	Length *	Packaging
CDMX511	1 m	1 unit
CDMX512	2 m	1 unit
CDMX513	3 m	1 unit
CDMX515	5 m	1 unit
CDMX5110	10 m	1 unit
CDMX5115	15 m	1 unit
CDMX5120	20 m	1 unit
CDMX5125	25 m	1 unit

* Other lengths upon request

5 PINS XLR – MALE / FEMALE



CDMX512N

Connector 1	Connector 2	Cable
NC5MXX	NC5FXX	DMX512N – Black PVC

Part nb	Length *	Packaging
CDMX511N	1 m	1 unit
CDMX512N	2 m	1 unit
CDMX513N	3 m	1 unit
CDMX515N	5 m	1 unit
CDMX5110N	10 m	1 unit
CDMX5115N	15 m	1 unit
CDMX5120N	20 m	1 unit
CDMX5125N	25 m	1 unit

* Other lengths upon request

5 PINS BLACK SHELL XLR – MALE / FEMALE



CDMX512N11N

Connector 1	Connector 2	Cable
NC5MXXBAG	NC5FXXBAG	DMX512N – Black PVC

Part nb	Length *	Packaging
CDMX512N11N	1 m	1 unit
CDMX512N12N	2 m	1 unit
CDMX512N13N	3 m	1 unit
CDMX512N15N	5 m	1 unit
CDMX512N10N	10 m	1 unit
CDMX512N15N	15 m	1 unit
CDMX512N20N	20 m	1 unit
CDMX512N25N	25 m	1 unit

* Other lengths upon request

DMX512 CORDS

3 PINS XLR – MALE / FEMALE



CDMX311G

Connector 1	Connector 2	Cable
NC3MXX	NC3FXX	1XDMX512G – Grey PVC

Part nb	Length *	Packaging
CDMX311G	1 m	1 unit
CDMX312G	2 m	1 unit
CDMX313G	3 m	1 unit
CDMX315G	5 m	1 unit
CDMX3110G	10 m	1 unit
CDMX3115G	15 m	1 unit
CDMX3120G	20 m	1 unit
CDMX3125G	25 m	1 unit

* Other lengths upon request

3 PINS XLR – MALE / FEMALE



CDMX311

Connector 1	Connector 2	Cable
NC3MXX	NC3FXX	1XDMX512 – Blue PVC

Part nb	Length *	Packaging
CDMX311	1 m	1 unit
CDMX312	2 m	1 unit
CDMX313	3 m	1 unit
CDMX315	5 m	1 unit
CDMX3110	10 m	1 unit
CDMX3115	15 m	1 unit
CDMX3120	20 m	1 unit
CDMX3125	25 m	1 unit

* Other lengths upon request

3 PINS XLR – MALE / FEMALE



CDMX311N

Connector 1	Connector 2	Cable
NC3MXX	NC3FXX	1XDMX512N – Black PVC

Part nb	Length *	Packaging
CDMX311N	1 m	1 unit
CDMX312N	2 m	1 unit
CDMX313N	3 m	1 unit
CDMX315N	5 m	1 unit
CDMX3110N	10 m	1 unit
CDMX3115N	15 m	1 unit
CDMX3120N	20 m	1 unit
CDMX3125N	25 m	1 unit

* Other lengths upon request

DMX512 CORDS

3 PINS BLACK SHELL XLR – MALE / FEMALE



CDMXN311N

Connector 1	Connector 2	Cable
NC3MXXBAG	NC3FXXBAG	1XDMX512N – Black PVC

Part nb	Length *	Packaging
CDMXN311N	1 m	1 unit
CDMXN312N	2 m	1 unit
CDMXN313N	3 m	1 unit
CDMXN315N	5 m	1 unit
CDMXN3110N	10 m	1 unit
CDMXN3115N	15 m	1 unit
CDMXN3120N	20 m	1 unit
CDMXN3125N	25 m	1 unit

* Other lengths upon request

DMX & POWER CORDS : SCHUKO / XLR



CDMXPOWERX13

Connector 1	Connector 2	Cable
PC16M	PC16F	1XDMXPOWER
NC3MXX	NC3FXX	

Part nb	Length *	Packaging
CDMXPOWERX13	3 m	1 unit
CDMXPOWERX15	5 m	1 unit
CDMXPOWERX110	10 m	1 unit

* Other lengths upon request

DMX & POWER CORDS : SCHUKO / POWERCON / XLR



CDMXPOWERXPN13

Connector 1	Connector 2	Cable
PC16M	NAC3FCA	1XDMXPOWER
NC3MXX	NC3FXX	

Part nb	Length *	Packaging
CDMXPOWERXPN13	3 m	1 unit
CDMXPOWERXPN15	5 m	1 unit
CDMXPOWERXPN110	10 m	1 unit

* Other lengths upon request

DMX512 & POWER CORDS

SCHUKO / POWERCON TRUE ONE / XLR



CDMXPOWERPW13

Connector 1	Connector 2	Cable
PC16M	NAC3FXW	1XDMXPOWER
NC3MXX	NC3FXX	

Part nb	Length *	Packaging
CDMXPOWERPW13	3 m	1 unit
CDMXPOWERPW15	5 m	1 unit
CDMXPOWERPW110	10 m	1 unit

* Other lengths upon request

POWERCON / XLR



CDMXPOWERXP13

Connector 1	Connector 2	Cable
NAC3FCA	NAC3FCB	1XDMXPOWER
NC3MXX	NC3FXX	

Part nb	Length *	Packaging
CDMXPOWERXP13	3 m	1 unit
CDMXPOWERXP15	5 m	1 unit
CDMXPOWERXP110	10 m	1 unit

* Other lengths upon request

POWERCON TRUE ONE / XLR



CDMXPOWERXW13

Connector 1	Connector 2	Cable
NAC3FXW	NAC3MXW	1XDMXPOWER
NC3MXX	NC3FXX	

Part nb	Length *	Packaging
CDMXPOWERXW13	3 m	1 unit
CDMXPOWERXW15	5 m	1 unit
CDMXPOWERXW110	10 m	1 unit

* Other lengths upon request





ETHERNET

CAT 5e CABLE: **AUDIOLAN**

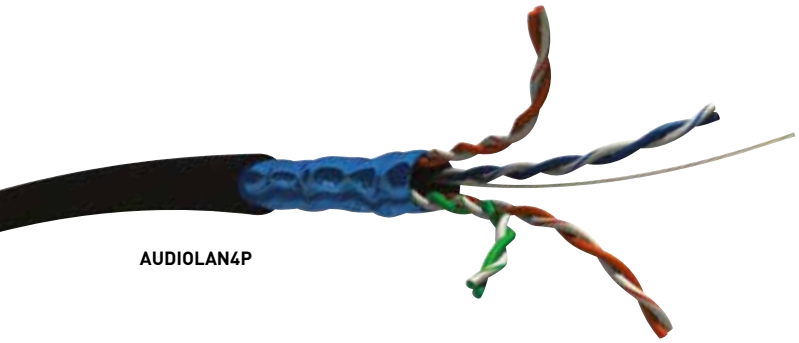

AUDIOLAN4P

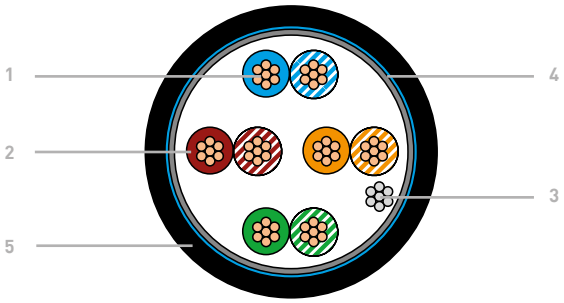

Product advantages

- High flexibility
- Black outer jacket
- Easy to wind
- Available in cords – ON AIR PRO range

Applications

- Transport of Ethernet, EtherSound. CobraNet, Dante... signals
- Audio and video links over twisted pair
- Ideal for mobile applications

1. Composition of core: Flexible bare copper
   AWG : 26
2. Conductor insulation: Cellular polyethylene
   Color coding of pairs: According to EIA / TIA standards:
   Pair 1: blue / white – blue
   Pair 2: orange / white – orange
   Pair 3: green / white – green
   Pair 4: brown / white – brown
3. Drain wire: Multi-strand tin-plated copper
4. Shielding: Aluminium foil
5. Outer jacket: black PVC - ø 5.90 mm

Suitable plugs



Shielding RJ45 Plug:
MMC RJP8BLMER1



Neutrik Ethercon – NE8MC

Electrical characteristics

- Resistance of conductors: 132 Ohm / km
- Insulation resistance: 5000 MOhm km
- Impedance (1 to 100 mhz) : 100 Ohm +/- 15
- Attenuations:

Frequency MHz	Nominal attenuation dB / 100 m
1	3.00
10	9.80
100	33.00

- Return Loss (dB) : cat 5E/EIA-TIA 568 B.2

Frequency MHz	Return loss dB
1 - 10	>20 + 5 log.(F)
10 - 20	> 25
20 - 100	> 25 -8.6 log. (F/20)

Mecanical characteristics

- Operating temperature: - 20°C + 70°C
- Bend radius : 30 mm

Applying regulation data

- Conform to EN 50575: 2014 + A1 : 2016

Test results by AUVITRAN for the Ethersound links

Part nb	Type	Error-free tested length	Practical length
AUDIOLAN	F / UTP	85 m	75 m

Part nb	Nb of pairs	AWG	Jacket	Outer Ø	Weight	Packaging
AUDIOLAN	4	26	Black PVC	5.90 mm	40 kg / km	Custom length

CAT 5e CABLE: **GIGA AUDIO**

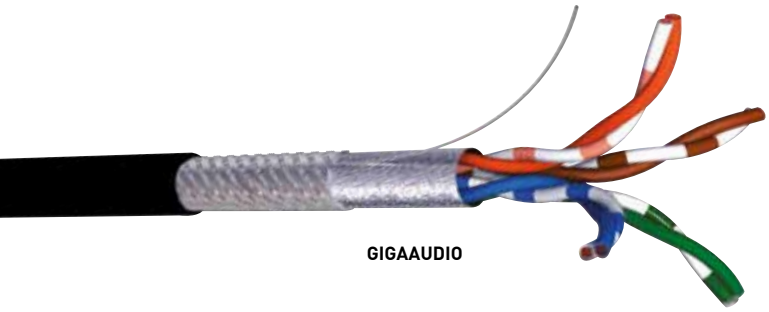

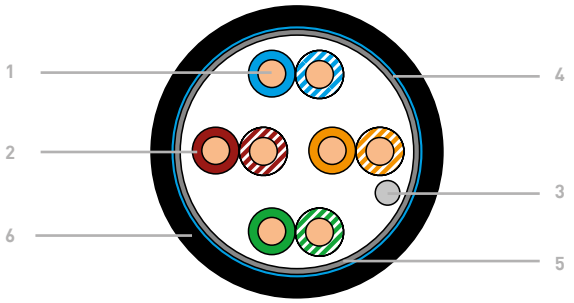

1. Composition of core: 1 x 0.515 mm bare copper
   AWG : 24
2. Conductor insulation: Polyolefin
   Color coding of pairs: selon normes EIA/TIA
   Pair 1: blue / white – blue
   Pair 2: orange / white – orange
   Pair 3: green / white – green
   Pair 4: brown / white – brown
3. Drain wire: Multi-strand tin-plated copper
4. 1st shielding: Aluminium foil
5. 2nd shielding: Tin-plated copper braid
6. Outer jacket: black PUR - ø 6.70 mm



Product advantages

- Transmission over long distances
- Effective protection against electromagnetic interference thanks to double shielding
- Resistance to UV and weather conditions

Applications

- Transport of Ethernet, EtherSound. CobraNet, Dante... signals
- Ideal for all fixed indoor and outdoor applications

Suitable plugs



Shielded RJ45 Plug– MMCRJP8BLMER1



Neutrik Ethercon – NE8MC

Electrical characteristics

- Line resistance: 80.90 Ω / km
- Insulation resistance : 5000 MΩ /km
- Nominal impedance (1 to 100 MHz) : 100 Ω +/- 15
- Attenuations:

Frequency MHz	Nominal attenuation dB / 100 m
1	2.10
10	6.50
100	22.00

- Return Loss (dB) :

Frequency MHz	Return loss dB
1 - 20	>20 + 5 log.(F)
20 - 100	> 25 -7log. (F/20)

Mecanical characteristics

- Operating temperature: - 25°C + 80°C
- Bend radius: 40 mm

Applying regulation data

- Conform to EN 50575: 2014 + A1 : 2016

Test results by AUVITRAN for the Ethersound links

Part nb	Type	Error-free tested length	Practical length
GIGAAUDIO	S / FTP	140 m	120 m

Part nb	Nb of pairs	AWG	Jacket	Outer Ø	Weight	Packaging
GIGAAUDIO	4	24	Black PUR	6.70 mm	60 kg / km	Custom length

GIGABIT ETHERNET CABLE: **AUDIOLAN 24**

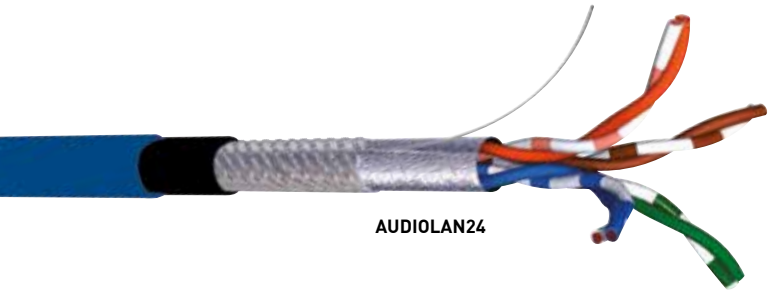

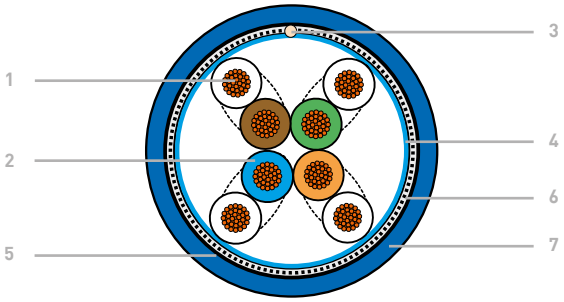

FIXED MOBILE 01101 00010 11001 IN/OUT CPR CERTIFIED

Product advantages

- Highly flexible
- Effective protection against electromagnetic interference thanks to double shielding
- Jacket has great tensile and flexural strength
- Compatible with all RJ45 plugs available on market
- Easy to wind
- Available in cords - ON AIR PRO range

Applications

- Transport of gigabit ethernet, EtherSound. CobraNet, Dante... signals over twisted pair for links up to 110 m
- Ideal for all indoor and outdoor on-stage applications

1. Composition of core: Flexible bare copper
   AWG : 24
2. Conductor insulation: Cellular polyethylene
   Color coding of pairs: According to EIA / TIA standards:
   Pair 1: blue / white – blue
   Pair 2: orange / white – orange
   Pair 3: green / white – green
   Pair 4: brown / white – brown
3. Drain wire: Multi-strand tin-plated copper
4. 1er shielding: Aluminium foil
5. 2ème shielding: Tin-plated copper braid
6. Inner jacket : black PVC - ø 6.00 mm
7. Outer jacket: AUDIOLAN24 : blue Raloflex PUR – Ø 7.80mm
   AUDIOLAN24N : black Raloflex PUR – Ø 7.80mm

Suitable plugs



Shielded RJ45 Plug– MMCRJP8BLMER1



Neutrik Ethercon – NE8MC

Electrical characteristics

- Resistance of conductors: 80.90 Ohm / km
- Insulation resistance: 5000 MOhm km
- Impedance (1 to 100 mhz) : 100 ohm +/- 15
- Attenuations:

Frequency MHz	Nominal attenuation dB / 100 m
1	2.30
10	7.10
100	22.70

Mecanical characteristics

- Operating temperature: - 25°C, + 70°C
- Bend radius: 40 mm

Applying regulation data

- Conform to EN 50575: 2014 + A1 : 2016

Test results by AUVITRAN for the Ethersound links

Part nb	Type	Error-free tested length	Practical length
AUDIOLAN24	SF/UTP	114 m	100 m

Part nb	Nb of pairs	AWG	Jacket	Outer Ø	Weight	Packaging
AUDIOLAN24	4	24	Blue PUR	7.80 mm	40 kg / km	Custom length
AUDIOLAN24N	4	24	Black PUR	7.80 mm	40 kg / km	Custom length

CAT.6 - STRANDED CORE CABLE – U/FTP – 250 MHZ: **S2C4S6**



S2C4S6

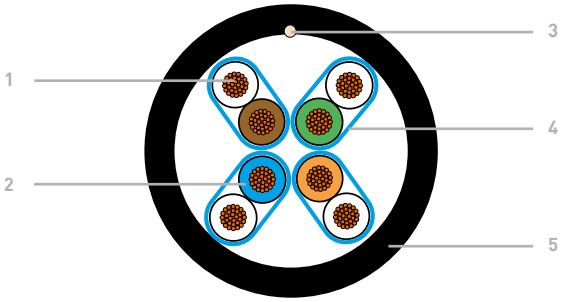

1. **Composition of core:** 7 x 0.45 mm bare copper
   AWG: 27/7
2. **Conductor insulation:** Skin – Foam – Skin
   Color coding of pairs: according to EIA / TIA standards
   Pair 1: blue / white – blue
   Pair 2: orange / white – orange
   Pair 3: green / white – green
   Pair 4: brown / white – brown
3. **Drain wire:** tin-plated copper AWG 27/7
4. **Pair shielding:** aluminium foil / polyester
5. **Outer jacket:** black PVC – Ø 5.50 mm

Product advantages

- Highly flexible
- Very robust outer jacket
- Reduce external diameter easy handling of the cable

Applications

- Data transmission 10/100/1000 Mbit and 10 Gbit mobile applications
- Compatible with Dante, Ethersound, Cobranet... ausio network protocols

Suitable plugs



Shielded RJ45 Plug
MMCRJ45SC6SI



Neutrik Ethercon
NE8MX6

Electrical characteristics

- Line resistance: ≤ 170 Ω / km
- Mutual capacitance: 1600 pF/km
- Nominal impedance: 100 Ω
- Attenuations:

Frequency MHz	Nominal attenuation (dB / 100 m)	Return loss (dB/100 m)
1	2.80	25.00
10	8.70	29.00
100	27.80	22.00
250	46.90	17.80

Mecanical characteristics

- Operating temperature: -20°C / + 70°C
- Bend radius : 50 mm

Applying regulation data

- Conform to EN 50575: 2014 + A1 : 2016
- Cat.6 : IEC 61156-6

Part nb	Nb of pairs	AWG	Jacket	Outer Ø	Weight	Packaging
S2C4S6	4	27/7	Black PVC	5.50 mm	42 kg / km	Custom length

CAT6 – STRANDED CORE CABLE – F/UTP – 250 MHZ: **AUDIOLAN6**



AUDIOLAN6A

Product advantages

- Highly flexible
- Jacket has great tensile and flexural strength

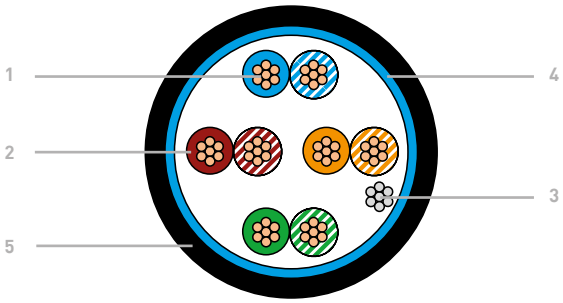

1. Composition of core: 7 x 0.16 mm bare copper
   Section: AWG 27/7
2. Conductor insulation: FOAM PE
   Color coding of pairs: according to EIA / TIA standards
   Pair 1: blue / white – blue
   Pair 2: orange / white – orange
   Pair 3: green / white – green
   Pair 4: brown / white - brown
3. Drain wire: stranded tin copper
4. General shielding: Aluminium foil / Polyester
5. Outer jacket: Black PVC – Ø 6.00 mm

Applications

- Transmission des données en 10/100/1000 Mbit et 10 Gbit en application mobile
- Data transport 10/100/1000 Mbit and 10 Gbit in mobile application
- Compatible with Ethernet, Ethersound, Cobranet, Dante audio network protocols
- Ideal for all indoor and outdoor on-stage applications
- Cat.5E transmission

Suitable plugs



Shielded RJ45 plug:
MMCRJ45SC6SI



Neutrik Ethercon
NE8MX6

Electrical characteristics

- Linear resistance : 170 Ω / km
- Mutual capacitance : 1600 pF / km
- Nominal impedance : 100 Ω
- Attenuations :

Frequency MHz	Nominal attenuation (dB/100 m)	Return loss (dB/100m)
1	2.40	20
10	7.80	20
100	26.40	25
250	66.60	25

Mecanical characteristics

- Operating temperature : -25°C - +70°C
- Bend radius : 8 x Ø ext.

Applying regulation data

- Cat. 6 : IEC 61156-6
- Conform to EN50575 : 2014 + A1 : 2016

Part nb	Jacket	Ø Outer	Weight	Packaging
AUDIOLAN6	Black PVC	6.00 mm	45 kg / km	Custom length

CAT.6A - STRANDED CORE CABLE – S/FTP – 250 MHZ : **AUDIOLAN6A**



AUDIOLAN6A

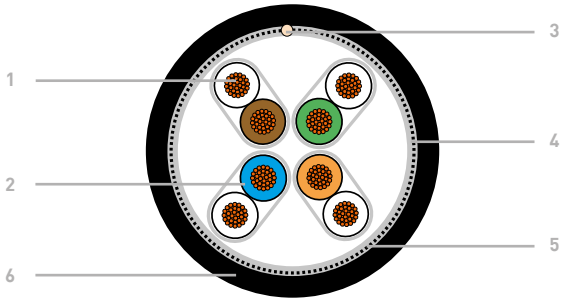

Product avantages

- Highly flexible and very rugged outer jacket.
- Reduced external diameter, easy handling of the cable
- Available in cords – ON AIR PRO range

Applications

- Data transport, 10/100/1000 Mbit and 10 Gbit in mobile application
- Compatible with Dante, EtherSound, CobraNet.... audio network protocols

1. Composition of core: 7 x 0.22 mm bare copper - AWG: 23/7
2. Conductor insulation: Skin – Foam – Skin
   Color coding of pairs: according to EIA / TIA standards
   Pair 1: blue / white – blue
   Pair 2: orange / white – orange
   Pair 3: green / white – green
   Pair 4: brown / white – brown
3. Drain wire: 7 x 0.20 mm – tin-plated copper
4. Pair shielding: aluminium foil / polyester
5. Shielding: tin-plated copper braid
6. Outer jacket: extra-flexible black PUR – Ø 8.40mm

Suitable plugs



Shielded RJ45 Plug
MMCRJ45SC6SI



Neutrik Ethercons
NE8MX6



Shielded plug
S2CPWG6A

Electrical characteristics

- Line resistance: ≤ 95 Ω / km
- Mutual capacitance: 43 pF/m
- Nominal impedance: 100 Ω
- Attenuations:

Frequency MHz	Nominal attenuation (dB / 100 m)	Return loss (dB/100 m)
1	2.40	20
10	7.80	20
100	26.40	25
500	66.60	25

Mechanical characteristics

- Operating temperature: -20°C / + 70°C
- Bend radius : 50 mm

Applying regulation data

- Cat. 6A : IEC 61156-5
- Cat.6 : IEC 61156-6
- Conform to EN50575 : 2014 + A1 : 2016

Part nb	Nb of pairs	AWG	Jacket	Outer Ø	Weight	Packaging
AUDIOLAN6A	4	23/7	Black PUR	8.40 mm	80 kg / km	Custom length

HYBRIDE ETHERNET FLEXIBLE CAT.6A – 500 MHZ – POWER CABLE: **AUDIOLAN6AW**



AUDIOLAN6AW

Product advantages

- Data transmission on great lengths
- Easy to use

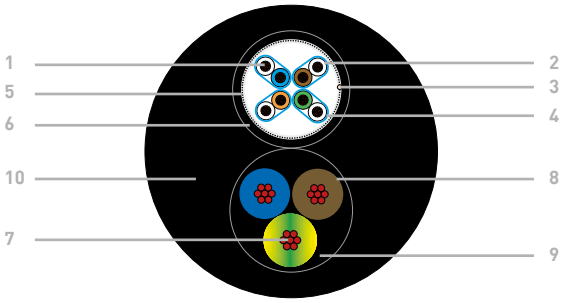

Applications

- Data transport 10/100/1000 Mbit & 10 Gbit in mobile applications.
- Transport of Ethernet, Ethersound, Cobranet, Dante... signals.
- Supply lines of light projectors

CAT.6A STRANDED CORE CABLE – S/FTP - 500 MHZ: AUDIOLAN6A

1. Composition of core: 7 x 0.22 mm bare copper
   Section: AWG 23/7
2. Conductor insulation: Skin – Foam - Skin
   Color coding of pairs: according to EIA / TIA standards
   Pair 1: blue / white – blue
   Pair 2: orange / white – orange
   Pair 3: green / white – green
   Pair 4: brown / white - brown
3. Drain wire: 7 x 0.20 mm - tin-plated copper
4. Pair shielding: aluminium foil / polyester
5. General shielding: tin-plated copper braid
6. Outer jacket: black PUR– Ø 8.40 mm

POWER CABLE - 3 G 2.50 mm²

7. Composition of core: flexible bare copper – Classe 5
   Section: 2.50 mm²
8. Conductor insulation: PVC
   Color coding of conductors: blue, brown & green / yellow
9. Outer jacket: Black PVC – Ø 9.10 mm

OUTER JACKET

10. Outer jacket: black PUR – Ø 22.00 mm

Suitable plugs



Shielded RJ45 plug: MMCRJ45SC6SI



Neutrik Ethercon NE8MX6



Shielded RJ45 S2CPWG6A



Power plug 16A



Neutrik PowerCon NAC3FCA

Mecanical characteristics

- Operating temperature : -25°C / +70°C
- Bending radius : 170 mm

Applying regulation data

- Cat.6A : IEC 61156-5
- Conform to EN 50575 : 2014 + A1 : 2016

Part NB	Jacket	Outer Ø	Weight	Packaging
AUDIOLAN6AW	Black PUR	22.00 mm	455 kg / km	Custom length

MULTI ETHERNET CAT.6A CABLE: **4AUDIOLAN6A**



4AUDIOLAN6A

Product advantages

- Optimizing the cabling time
- Cat.5e, Cat.6 & Cat.6A transmissions

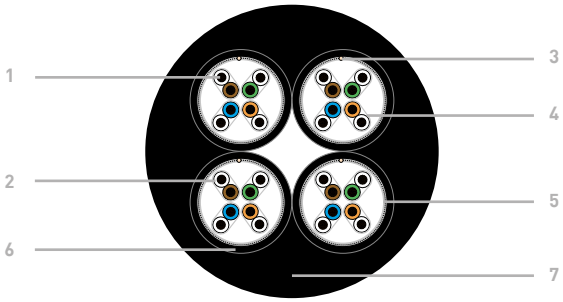

Applications

- Transmission audio & DMX data in same cable
- Data transmission on network redundant loop

CAT.6A STRANDED CORE CABLE – S/FTP - 500 MHZ : AUDIOLAN6A

1. Composition of core: 7 x 0.22 mm bare copper
   Section: AWG 23/7
2. Conductor insulation: Skin – Foam - Skin

Color coding of pairs: according to EIA / TIA standards
Pair 1: blue / white – blue
Pair 2: orange / white – orange
Pair 3: green / white – green
Pair 4: brown / white - brown

3. Drain wire: 7 x 0.20 mm - tin-plated copper
4. Pair shielding: aluminium foil / polyester
5. General shielding: tin-plated copper braid
6. Outer jacket: black PUR– Ø 8.40 mm
   Coding of AUDIOLAN6A cables: by number 1 to 4

OUTER JACKET

7. Outer jacket: black PUR – Ø 25.20 mm

Suitable plugs



Shielded RJ45 plug:
MMCRJ45SC6SI



Neutrik Ethercon
NE8MX6



Shielded RJ45
S2CPWG6A

Mechanical characteristics

- Operating temperature : -25°C / +70°C
- Bend radius : 7 x Ø

Applying regulation data

- Cat.6A : IEC 61156-5
- Conform to EN 50575 : 2014 + A1 : 2016

Part nb	Jacket	Ø Outer	Weight	Packaging
4AUDIOLAN6A	black PUR	25.20 mm	380 kg / km	Custom on length

HYBRIDE CABLE: CAT.6A STRANDED CORE – AES / EBU CABLE: **4AUDIOLAN6AD**



4AUDIOLAN6AD

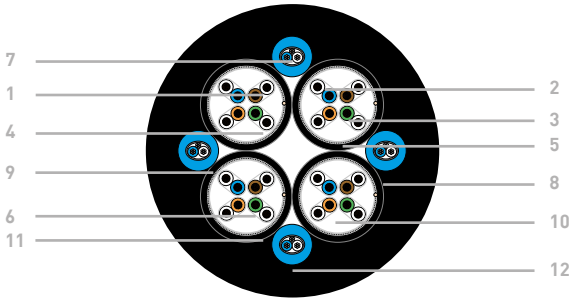

Product advantages

- Data transmission on great length
- To allow transmission of 4 x RJ45 Cat.6A links & 4 x microphone, digital audio or DMX links

Applications

- Transmission des données en 10/100/1000 Mbit et 10 Gbit en application mobile.
- Compatible avec les protocoles Ethernet, Ethersound, Cobranet, Dante

CAT.6A STRANDED CORE CABLE – S/FTP - 500 MHZ: AUDIOLAN6A

1. Composition of core: 7 x 0.22 mm bare copper
   Section: AWG 23/7
2. Conductor insulation: Skin – Foam - Skin
   Color coding of pairs: according to EIA / TIA standards
   Pair 1: blue / white – blue
   Pair 2: orange / white – orange
   Pair 3: green / white – green
   Pair 4: brown / white - brown
3. Drain wire: 7 x 0.20 mm - tin-plated copper
4. Pair shielding: aluminium foil / polyester
5. General shielding: tin-plated copper braid
6. Outer jacket: black PUR– Ø 8.40 mm
   Coding of AUDIOLAN6A cables: by number 1 to 4

AES / EBU PATCH CABLES : JA28110

7. Composition of core: 7 x 0.20 mm bare copper
8. Insulation of conductor: polyethylene
   Color coding of conductor: white / blue
9. Drain wire: 7 x 0.20 mm tinned copper
10. General shielding: aluminium foil / polyester
11. Outer jacket: blue PVC – Ø 3.80 mm
    Coding of JA28110 cables: by number 1 to 4

OUTER JACKET

12. Outer jacket: black PUR – Ø 25.70 mm

Suitable plugs



Shielded RJ45 plug: MMCRJ45SC6SI



Neutrik Ethercon NE8MX6



Shielded RJ45 S2CPWG6A



3 pins XLR



5 pins XLR

Mecanical characteristics

- Operating temperature : -25°C / +70°C
- Bending radius : 120 mm

Applying regulation data

- Cat.6A : IEC 61156-5
- Conform to EN 50575 : 2014 + A1 : 2016

Part nb	Jacket	Ø Outer	Weight	Packaging
4AUDIOLAN6AD	Black PUR	25.70 mm	625 kg / km	Custom length

CAT.5e – SOLID CORE CABLE - F/UTP: **S2C4R5SH**

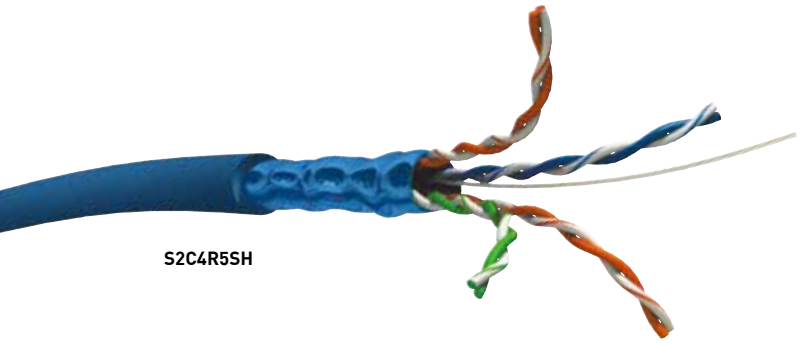

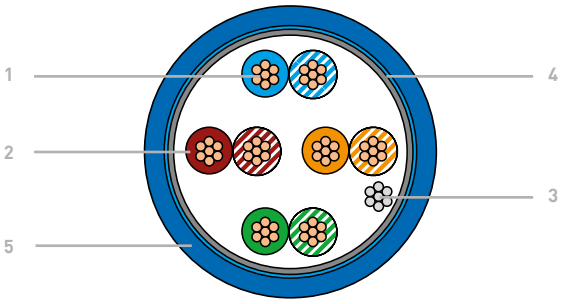

Avantage

- Very high optical coverage shielding, for use in hostile environments

Applications

- Digital and analog signals transport, for voice, data and video
- Compatible with Dante, EtherSound, CobraNet... protocols

1. **Composition of core:** solid bare copper
   AWG : 24
2. **Conductor insulation:** Polyethylene
   Color coding of pairs: according to EIA / TIA standards
   Pair 1: blue / white – blue
   Pair 2: orange / white – orange
   Pair 3: green / white – green
   Pair 4: brown / white – brown
3. **Drain wire:** solid tin-plated copper
4. **Shielding:** aluminium foil / polyester
5. **Outer jacket:** blue LSZH – Ø 5.70 mm

Suitable plugs



Shielded RJ45 Plug
MMCRJ45SC5UNIV



Color boots:
MRJSR6x

Electrical characteristics

- Resistance of conductors: ≤ 94 Ω / km
- Insulation resistance: ≥ 5000 MΩ.km
- Capacitance : 50 pF/m
- Nominal impedance: 100 Ω
- Attenuations:

Frequency MHz	Nominal attenuation (dB / 100 m)	Return loss (dB/100 m)
1	1.70	35
10	6.20	38
100	21.70	32

Mecanical characteristics

- Operating temperature: -20°C / + 70°C
- Bend radius : 8 x Ø ext.

Applying regulation data

- Cat. 5e : IEC 61156 / EN 50288.2.1
- Fire resistant: IEC 60332-1 - NFC 32070 C2
- Conform to EN 50575 : 2014 + A1 : 2016

Part nb	Nb of pairs	AWG	Jacket	Outer Ø	Weight	Packaging
S2C4R5SH	4	24	blue LSZH	5.70 mm	38 kg / km	500 m & custom length

CAT.6 – SOLID CORE CABLE - F/UTP - 350 MHZ: **S2CxR6SH**



S2C4R6SH

Product Advantage

- Very high optical coverage shielding, for use in hostile environments



Applications

- Ethernet : 10 Base T. 100 Base Tx. 100 Base T4. 1000 Base T. 10 G Base T
- Compatible with Dante, EtherSound, CobraNet... protocols

1. **Composition of core:** solid bare copper
   AWG : 23
2. **Conductor insulation:** Polyethylene
   Color coding of pairs: according to EIA / TIA standards
   Pair 1: blue / white – blue
   Pair 2: orange / white – orange
   Pair 3: green / white – green
   Pair 4: brown / white – brown
3. **Drain wire:** tin-plated copper monobrin
4. **General shielding:** aluminium foil / polyester
5. **Outer jacket:** blue LSZH
6. **Center element:** Cross-shaped PE

Suitable plugs



Shielded RJ45 Plug
MMCRJ45SC5UNIV



Color boots:
MRJSR6x

Electrical characteristics

- Resistance of conductors: ≤ 95 Ω / km
- Mutual capacitance: 43 pF/m
- Nominal impedance: 100 Ω
- Attenuations:

Frequency MHz	Nominal attenuation (dB / 100 m)	Return loss (dB/100 m)
10	4.70	35
100	17.60	33
200	25.60	32
250	30.70	31
350	37.30	27

Mecanical characteristics

- Operating temperature: -20°C / + 70°C
- Bend radius : 50 mm

Applying regulation data

- Cat. 6 : IEC 61156-5 Ed.2
- Fire resistant: IEC 60332-1
- Conform to EN 50575 : 2014 + A1 : 2016

Part nb	Nb of pairs	AWG	Jacket	Outer Ø	Weight	Packaging
S2C4R6SH	4	23	blue LSZH	6.90 mm	46 kg / km	500 m and Custom length
S2C8R6SH	8	23	blue LSZH	7.0 x 14.2 mm	102 kg / km	500 m and Custom length

CAT 6A – SOLID CORE CABLE - S/FTP – 550 MHZ: **S2CxR6ATSH**



S2C4R6ATSH

Product Advantage

- Double shielding, ensuring an excellent protection against electromagnetic perturbations

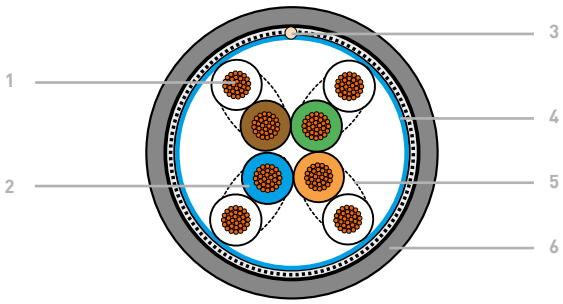

Applications

- Ethernet : 10 Base T. 100 Base Tx. 100 Base T4. 1000 Base T. 10 G Base T
- Compatible with Dante, EtherSound, CobraNet... protocols

1. **Composition of core:** solid bare copper
   AWG : 23
2. **Conductor insulation:** PE Skin Foam Skin
   Color coding of pairs: according to EIA / TIA standards
   Pair 1: blue / white
   Pair 2: orange / white
   Pair 3: green / white
   Pair 4: brown / white
3. **Drain wire:** tin-plated copper monobrin
4. **Pair shielding:** aluminium foil – Coverage 115 %
5. **General shielding:** Tin-plated copper braid
6. **Outer jacket:** grey LSZH – Ø 7.60 mm

Suitable plugs



Shielded RJ45 Plug
MMCRJ45SC6BW1



Color boots:
MRJBWGx



Shielded RJ45
S2CPWG6A

Electrical characteristics

- Resistance of conductors: 70 Ω / km
- Capacitance : 43 pF/m
- Nominal impedance: 100 Ω
- Attenuations:

Frequency MHz	Nominal attenuation (dB / 100 m)	Return loss (dB/100 m)
10	6.00	25.00
100	19.90	20.10
200	29.10	18.00
250	33.00	17.30

Mecanical characteristics

- Operating temperature: -20°C / + 70°C
- Bend radius : 50 mm

Applying regulation data

- Cat. 6A : IEC 61156-5
- Fire resistance: IEC 60332-1
- Determination of smoke density: IEC 61034-1 and IEC 61034-2
- Conform to EN 50575 : 2014 + A1 : 2016

Part nb	Nb of pairs	AWG	Jacket	Outer Ø	Weight	Packaging
S2C4R6ATSH	4	23	grey LSZH	7.60 mm	56 kg / km	Custom length
S2C4R6ATSH	8	23	grey LSZH	7.60 x 15.20 mm	142 kg / km	Custom length

TACTICAL FIBER CABLES: **FOLIVE**



FOLIVE

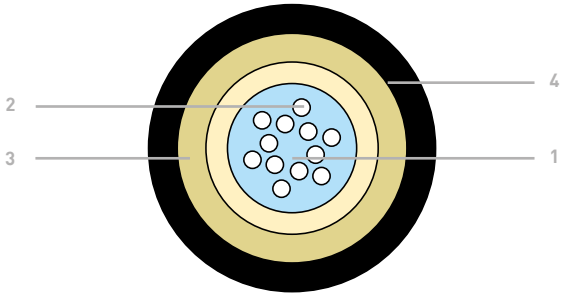

1. Core: OM3 – Glass fiber 50 µm / 125 µm
   OS2 – Glass fiber 9 µm / 125 µm
2. Coating: 250 µm PMMA colored (following EIA/TIA 598A thermoplastic
3. Protection: Aramid
4. Outer jacket: Black Polyurethane

TIGHT IN/OUT

Product advantages

- Indoor and outdoor installations
- Flame retardant
- Available in multi-mode and single-mode
- Good resistance to UV, water, oils and chemical agents

Applications

- Data : Ethernet up to 100G
- Indoor & outdoor links
- Transport on great lengths

Mecanical characteristics

- Bend radius : 20 x out. Ø
- Operating temperature: -30°C / +70°C

Applying regulation data

- Optical fiber: Multi-mode IEC 607393-2-10 A1a.2 (OM3)
  Single-mode IEC 60793-2-50 B1.3 (OS2) IUT-T G652

Nb of fibers	OM3 50/125	OS2	Outer Ø	Weight	Packaging
2	FOLIVE2OM3	FOLIVE2OS2	5.00 mm	20 kg / km	Custom length
4	FOLIVE4OM3	FOLIVE4OS2	5.50 mm	25 kg / km	Custom length
8	FOLIVE8OM3	FOLIVE8OS2	6.50 mm	30 kg / km	Custom length
12	FOLIVE12OM3	FOLIVE12OS2	6.50 mm	60 kg / km	Custom length

FIRE RESISTANT FIBER OPTIC CABLES: **FOFIRE**



FOFIRE

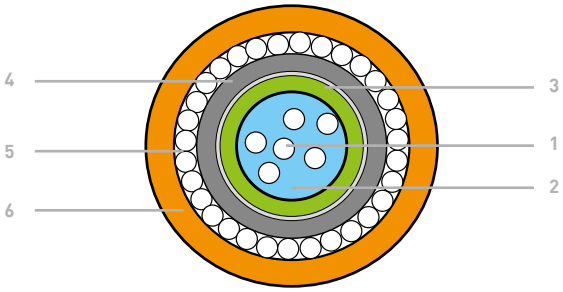

1. Core: OM3 / OM4 – Glass fiber 50 µm / 125 µm
   OS2 – Glass fiber 9 µm / 125 µm
2. Coating: 250 µm PBT colored (following EIA/TIA 598A) thermoplastic
3. Central tube: PBT filled with sealing gel
4. Scuff guards: fiber optic
5. Metallic armor: steel wire
6. Outer jacket: orange flame retardant LSZH compound UV stabilized



Product advantages

- Fire resistance – Flame retardant – Halogen free
- Rodent protected
- Waterproof

Applications

- Data : Ethernet up to100G
- Outdoor or indoor installations
- For fixed installation in cable ducts, on cable trays, in cables conduits or directly in the ground
- Transmission over long distance – weak attenuation.

Mecanical characteristics

- Max. tensile strength installation : 2500 N
- Max. compressing load: 3000N
- Min. Bend radius : 20 x out. Ø
- Operating temperature: -40°C / +80°C

Applying regulation data

- Optical fiber: Multi-mode IEC 607393-2-10 A1a.2 (OM3) IUT-T G651
  Single-mode IEC 60793-2-50 B1.3 (OS2) IUT-T G652
- Fire resistant: IEC 60331-25
- No-fire propagation: IEC 60332-3-24, XPC 93539
- Halogen content: IEC 60754-1
- Smoke density: IEC 60754-2
- Rodent index: very strong

Nb of fibers	OM3 50/125	OM4 50/125	OS2	Outer Ø	Weight	Packaging
6	FOFIRE6OM3	FOFIRE6OM4	FOFIRE6OS2	10.50 mm	95 KG / KM	Custom length
12	FOFIRE12OM3	FOFIRE12OM4	FOFIRE12OS2	10.50 mm	95 KG / KM	Custom length
24	FOFIRE 24OM3	FOFIRE24OM4	FOFIRE24OS2	12.00 mm	135 KG / KM	Custom length

INDOOR / OUTDOOR TIGHT BUFFERED CABLE: **MULTIxxIE**



MULTI12IE500M3

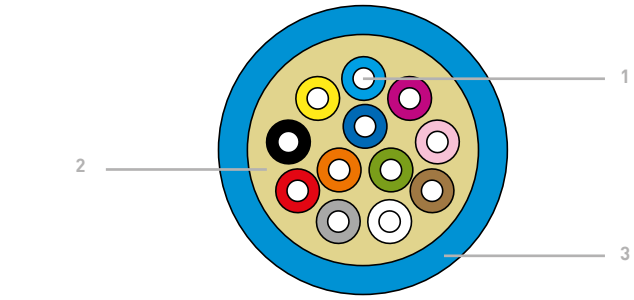

1. Core: OM2 / OM3 / OM4 – 50 µm / 125 µm glass fiber
   OS2 – 9 µm / 125 µm glass fiber
2. Coating: 250 µm PMMA & 900 µm colored (following IEC 304) thermoplastic
3. Assembly: tight buffered fibers enclosed in a LSZH sheath
4. Protection: water resistant glass yarns
3. Outer jacket:
   violet LSZH - RAL 4005 – MULTIxxIE50
   turquoise LSZH– RAL 6027 – MULTIxxIE50OM3 and OM4
   yellow LSZH – RAL 1021 – MULTIxxIE9125

Product advantages

- Indoor links or protected outdoor links
- Flame retardant
- Tight buffered fiber for direct termination

Applications

- Data : Ethernet up to100G
- Indoor links and protected outdoor links
- For inter-building links, to be installed in trunkings or protected ducts

Mechanical Characteristics

- Tensile load (permanent): 800 N = 2 & 4 FO
  1000 N = 6 & 8 FO
  1200 N = 12 FO
  1400 N = 24 FO
- Crush resistant: 1000 N
- Bend radius : 20 x Outer Ø
- Operating temperature: -20°C / +50°C

Applying regulation data

- Optical fiber: Multi-mode IEC 607393-2-10 A1a.1 (OM2) A1a.2 (OM3) A1a.3 (OM4)
  Single-mode IEC 60793-2-50 B1.3 (OS2) B6.a (G657A)
- Optical cable: IEC 60794
- Fire rating: IEC 60332-1
- Smoke emission: IEC 60754-1

Nbr de fibres	OM2 50/125	OM3 50/125	OM4 50/125	OS2	Outer Ø	Weight	Packaging
2	MULTI2IE50	MULTI2IE50OM3	MULTI2IE50OM4	MULTI2IE9125	5.00 mm	36 kg / km	Custom length
4	MULTI4IE50	MULTI4IE50OM3	MULTI4IE50OM4	MULTI4IE9125	5.60 mm	38 kg / km	Custom length
6	MULTI6IE50	MULTI6IE50OM3	MULTI6IE50OM4	MULTI6IE9125	6.30 mm	46 kg / km	Custom length
8	MULTI8IE50	MULTI8IE50OM3	MULTI8IE50OM4	MULTI8IE9125	7.10 mm	50 kg / km	Custom length
12	MULTI12IE50	MULTI12IE50OM3	MULTI12IE50OM4	MULTI12IE9125	7.60 mm	60 kg / km	Custom length
24	MULTI24IE50	MULTI24IE50OM3	MULTI24IE50OM4	MULTI24IE9125	13.00 mm	78 kg / km	Custom length

INDOOR / OUTDOOR LOOSE TUBE CABLE: **INTEX**



INTEX650

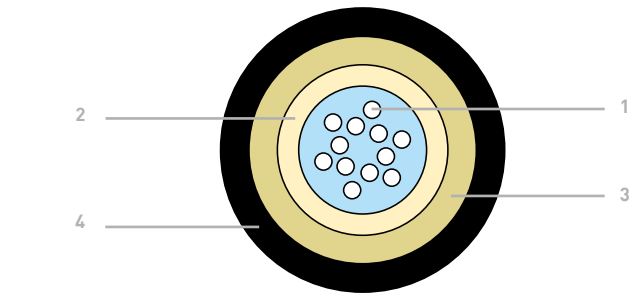

1. Core: OM2 / OM3 / OM4 – 50 µm / 125 µm – glass fiber OS2 – 9 µm / 125 µm – glass fiber
2. Coating: 250 µm PMMA colored (following IEC 304) thermoplastic
3. Central tube: PBT filled with gel
4. Protection: Water resistant glass yarns
5. Sheath: black LSZH

Product advantages

- Universal use
- Flame retardant
- Black LSZH sheath for UV resistance

Applications

- Data: Ethernet up to 100G
- Indoor links
- For inter-building links to be installed in trunkings
- Termination requires fan-out kit

Mechanical Characteristics

- Tensile load (installation / permanent): 1200 N
- Bend radius : 20 x Outer Ø
- Crush resistant: 3000 N
- Operating temperature: -20°C / +70°C

Applying regulation data

- Optical fiber: Multimode IEC 607393-2-10 A1a.1 (OM2) A1a.2 (OM3) A1a.3 (OM4)
  Single mode IEC 60793-2-50 B1.3 (OS2) B6.a (G657A)
- Optical cable : IEC 60794
- Fire rating : IEC 60332-1
- Smoke emission : IEC 60754-1
- Fluid penetration : IEC 60794-1-2 F5

Nbr de fibres	OM2 50/125	OM3 50/125	OM4 50/125	OS2	Outer Ø	Weight	Packaging
6	INTEX650	INTEX6 50OM3	INTEX6 50OM4	INTEX6 9125	6.50 mm	46 kg / km	Custom length
12	INTEX1250	INTEX12 50OM3	INTEX12 50OM4	INTEX12 9125	6.50 mm	50 kg / km	Custom length
24	INTEX2450	INTEX24 50OM3	INTEX24 50OM4	INTEX24 9125	8.10 mm	55 kg / km	Custom length

OUTDOOR ARMOURED CENTRAL TUBE FIBER OPTIC CABLE: **EXTALCT**



EXTALCT

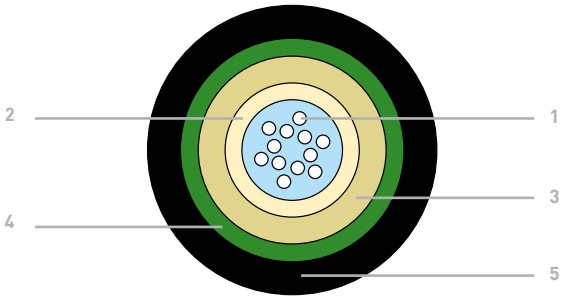

1. Core: OM2 / OM3 – 50 µm / 125 µm
   OS2 – 9 µm / 125 µm glass fiber
2. Coating: 250 µm PMMA colored (following IEC 304) thermoplastic
3. Central tube: PBT filled with gel
4. Protection: water resistant glass yarns and corrugated steel tape
5. Sheath : UV resistant PEHD black

Product advantages

- Excellent rodent protection and water tightness
- High crush resistance
- Can be buried without protection
- Black PE sheath for UV resistance

Applications

- Data: Ethernet up to 100G
- Outdoor links only, direct buried.
- Termination requires fan-out kit

Mechanical Characteristics

- Tensile load - installation : 2500 N
- Tensile load - permanent : 1500 N
- Bending radius : 20 x out. Ø
- Crush resistance : 5000 N
- Operating temperature : -40°C / +70°C

Applying regulation data

- Optical fiber: Multimode IEC 607393-2-10 A1a.1 (OM2) A1a.2 (OM3) A1a.3 (OM4)
  Single mode IEC 60793-2-50 B1.3 (OS2) B6.a (G657A)
- Optical cable : IEC 60794
- Fluid penetration: IEC 60794-1-2 F5

Nb of fibers	OM2 50/125	OM3 50/125	OS2	Outer Ø	Weight	Packaging
6	EXTALCT6 50	EXTALCT6 50OM3	EXTALCT6 9125	7.40 mm	95 kg / km	Custom length
12	EXTALCT12 50	EXTALCT12 50OM3	EXTALCT12 9125	7.40 mm	99 kg / km	Custom length
24	EXTALCT24 50	EXTALCT24 50OM3	EXTALCT24 9125	9.00 mm	107 kg / km	Custom length

CAT.5e RJ45 CONNECTORS

RJ45 CAT.5e PLUGS



MMCRJP8BLMER1

Designation	Part nb	Packaging
Cat.5e plug – shielded – for stranded cable	MMCRJP8BLMER1	100 units
Cat.5e plug – shielded – for solid cable	MMCRJ45SC5UNIV	100 units

RJ45 CAT.5e BOOTS



Designation	Part nb	Packaging
Boot for RJ45 plug – Cable diameter < 6mm	MRJSR6x	100 units

* x : available in black. yellow. green. blue. red

CRIMP TOOL



Designation	Part nb	Packaging
Crimp tool for 6/8 pins plugs – heavy duty	MMCP86MET	1 unit

CAT.5e ETHERCON CABLE CONNECTORS

NE8MC



NE8MC1



Designation	Brand	Nickel shell	Black shell	Packaging
Cap for mounted cord	Neutrik	NE8MC	NE8MCB	1 unit
Cap for mounting cord	Neutrik	NE8MC1	NE8MC1B	1 unit

ETHERCON D-SHAPE PANEL MOUNTS – RJ45 CAT.5e



NE8FDVYK

Designation	Brand	Nickel shell	Black shell	Packaging
RJ45 panel mount receptacle, vertical PCB	Neutrik	NE8FDV	NE8FDVB	1 unit
RJ45 Panel mount receptacle, to clip	Neutrik	NE8FDVYK	NE8FDVYKB	1 unit
RJ45 Feedthrough receptacle	Neutrik	NE8FDP	NE8FDPB	1 unit

ADAPTER

NE8FF



Designation	Brand	Part nb	Packaging
RJ45 / RJ45 feed-through coupler	Neutrik	NE8FF	1 unit

CAT.6 & CAT.6A RJ45 CONNECTORS

RJ45 CAT.6 PLUGS



MMCRJ45SC6SI

Designation	Part nb	Packaging
Cat.6 plug – shielded – for stranded cable	MMCRJ45SC6SI	100 units
Cat.6 plug – shielded – for solid cable	MMCRJ45SC6BW1	100 units

RJ45 CAT.6 BOOTS



Designation	Part nb	Packaging
Boot for RJ45 plug – Cable diameter < 6mm X : available in black, yellow, green, blue, red, grey, white, brown, orange, pink, turquoise, purple, crystal	MRJSR6x	100 units
Boot for RJ45 MMCRJ45SC6BW1 plug X : available in black & grey	MRJBWx1	100 units

CRIMP TOOLS



MMCP86MET

Designation	Part nb	Packaging
Crimp tool for 6/8 pins plugs	MMCP86MET	1 unit
Crimp tool for MMCRJ45SC6BW1 plug	MMCP86METBW	1 unit

CAT.6A ETHERCON CABLE CONNECTORS



NE8MX6

Designation	Brand	Nickel shell	Black shell	Packaging
etherCON cable connector self-termination	Neutrik	NE8MX6	NE8MX6B	1 unit

ETHERCON D-SHAPE PANEL MOUNTS – RJ45 CAT.6A



NE8FDXP6

Designation	Brand	Nickel shell	Black shell	Packaging
D-shape panel connector, shielded, feedthrough	Neutrik	NE8FDYC6	NE8FDYC6B	1 unit
D-shape panel connector, shielded, IDC termination	Neutrik	NE8FDXY6	NE8FDXY6B	1 unit

CAT.6A RJ45 CONNECTORS

RJ45 CAT.6A PLUG



S2CPWG6A

Designation	Part Nb	Packaging
Cat.6A shielded plug – 9 contacts – for stranded and solid cables	S2CPWG6A	1 unité

CAT.6A RJ45 MODULAR JACKS



BC6AFSTL8



MK6AFS

Designation	Part nb	Packaging
Cat.6A RJ45 modular jack - Fully shielded – Tool less	BC6AFSTL8	8 units
Cat.6A RJ45 modular jack - Fully shielded – MK6 range	MK6AFS	8 units

ADAPTER KEYSTONE / D SHAPE



KEYSTD

Designation	Part nb	Packaging
Adapter for mounting a Cat.6A plug on a D-shape carrier	KEYSTD	1 unit

FIBER OPTIC CONNECTORS

OPTICALCON DUO – CHASSIS CONNECTOR



N024FDWA

Designation	Part nb
Opticalcon Duo chassis – Dust & dirt protection – LC connectors – D serie - IP65 – Black shell	NO2 4FDW A

OPTICALCON QUAD – CHASSIS CONNECTOR



N04FDWA

Designation	Part nb
Opticalcon Quad chassis - Dust & dirt protection – LC connectors – D serie - IP65 – Black shell	NO2 4FDW A

OPTICALCON - COUPLERS



NA02MH1WA



NA02SH1WA

Designation	Part nb
Coupler - 2 x LC-Duplex Multimode PC + 4 x 0.75 mm^2 - black color	NA02M H1W A
Coupler - 2 x LC-Duplex Single mode PC + 4 x 0.75 mm^2 - blue color	NA02S H1W A

CAT. 5e CORDS: AUDIOLAN

RJ45 – RJ45



CRJ4511

Connector 1	Connector 2	Cable
Shielded RJ45 plug with boot	Shielded RJ45 plug with boot	AUDIOLAN

Part nb	Length *	Packaging
CRJ451005	0.50 m	1 unit
CRJ4511	1 m	1 unit
CRJ4512	2 m	1 unit
CRJ4513	3 m	1 unit
CRJ4515	5 m	1 unit
CRJ45110	10 m	1 unit
CRJ45120	20 m	1 unit
CRJ45150	50 m	1 unit
CRJ45180	80 m	1 unit

* Other lengths on request

RJ 45 – RJ45 WITH NEUTRIK ETHERCON



CRJ4511NE

Connector 1	Connector 2	Cable
Shielded RJ45 plug + NE8MC	Shielded RJ45 plug + NE8MC	AUDIOLAN

Part nb	Length *	Packaging
CRJ451005NE	0.50 m	1 unit
CRJ4511NE	1 m	1 unit
CRJ4512NE	2 m	1 unit
CRJ4513NE	3 m	1 unit
CRJ4515NE	5 m	1 unit
CRJ45110NE	10 m	1 unit
CRJ45120NE	20 m	1 unit
CRJ45150NE	50 m	1 unit
CRJ45180NE	80 m	1 unit

* Other lengths on request

RJ 45 – RJ 45 ON CABLE REELS



CRJ45150NEROL

Connector 1	Connector 2	Cable Reel	Cable
Shielded RJ45 plug + NE8MC	Shielded RJ45 plug + NE8MC	GT310RM	AUDIOLAN

Part nb	Length *	Packaging
CRJ45150NEROL	50 m	1 unit
CRJ45180NEROL	80 m	1 unit

* Other lengths on request

GIGABIT ETHERNET CORDS: AUDIOLAN24

RJ45 – RJ45



CRJ245120

Connector 1	Connector 2	Cable
Shielded RJ45 plug with black boot	Shielded RJ45 plug with black boot	AUDIOLAN24

Part nb	Length *	Packaging
CRJ245120	20 m	1 unit
CRJ245130	30 m	1 unit
CRJ245150	50 m	1 unit
CRJ245170	70 m	1 unit
CRJ245180	80 m	1 unit
CRJ2451100	100 m	1 unit

* Other lengths on request

RJ45 – RJ45 WITH NEUTRIK ETHERCON



CRJ24513NE

Connector 1	Connector 2	Cable
Shielded RJ45 plug + NE8MC	Shielded RJ45 plug + NE8MC	AUDIOLAN24

Part nb	Length *	Packaging
CRJ24513N	3 m	1 unit
CRJ24515N	5 m	1 unit
CRJ245110NE	10 m	1 unit
CRJ245120NE	20 m	1 unit
CRJ245130NE	30 m	1 unit
CRJ245150NE	50 m	1 unit
CRJ245170NE	70 m	1 unit
CRJ245180NE	80 m	1 unit
CRJ2451100NE	100 m	1 unit

* Other lengths on request

RJ45 – RJ45 ON CABLE REELS



CRJ245150NEROL

Connector 1	Connector 2	Cable Reel	Cable
Shielded RJ45 plug + NE8MC	Shielded RJ45 plug + NE8MC	GT310RM : 20 to 70m-lengths GT380RM : 80 to 100m-lengths	AUDIOLAN24

Part nb	Length *	Packaging
CRJ245120NEROL	20 m	1 unit
CRJ245130NEROL	30 m	1 unit
CRJ245150NEROL	50 m	1 unit
CRJ245170NEROL	70 m	1 unit
CRJ245180NEROL	80 m	1 unit
CRJ2451100NEROL	100 m	1 unit

* Other lengths on request

CAT.6 CORDS: S2C4S6

RJ45 – RJ45



CRJ64511

Connector 1	Connector 2	Cable
Shielded RJ45 plug with moulded black boot	Shielded RJ45 plug with moulded black boot	S2C4S6

Part nb	Length *	Packaging
CRJ64511	1 m	1 unit
CRJ64512	2 m	1 unit
CRJ64513	3 m	1 unit
CRJ64515	5 m	1 unit
CRJ645110	10 m	1 unit
CRJ645115	15 m	1 unit
CRJ645120	20 m	1 unit
CRJ645130	30 m	1 unit
CRJ645140	40 m	1 unit
CRJ645150	50 m	1 unit
CRJ645170	70 m	1 unit
CRJ645180	80 m	1 unit
CRJ6451100	100 m	1 unit

* Other lengths on request

RJ45 – RJ45 WITH NEUTRIK ETHERCON



CRJ64511NE

Connector 1	Connector 2	Cable
Shielded RJ45 plug + NE8MC	Shielded RJ45 plug + NE8MC	S2C4S6

Part nb	Length *	Packaging
CRJ64511NE	1 m	1 unit
CRJ64512NE	2 m	1 unit
CRJ64513NE	3 m	1 unit
CRJ64515NE	5 m	1 unit
CRJ645110NE	10 m	1 unit
CRJ645115NE	15 m	1 unit
CRJ645120NE	20 m	1 unit
CRJ645130NE	30 m	1 unit
CRJ645140NE	40 m	1 unit
CRJ645150NE	50 m	1 unit
CRJ645170NE	70 m	1 unit
CRJ645180NE	80 m	1 unit
CRJ6451100NE	100 m	1 unit

* Other lengths on request

CAT.6A CORDS: AUDIOLAN6A

RJ45 – RJ45 WITH NEUTRIK ETHERCON



CRJ645A11NE

Connector 1	Connector 2	Cable
Shielded RJ45 plug + NE8MX6	Shielded RJ45 plug + NE8MX6	AUDIOLAN6A

Part nb	Length *	Packaging
CRJ645A11NE	1 m	1 unit
CRJ645A13NE	3 m	1 unit
CRJ645A15NE	5 m	1 unit
CRJ645A110NE	10 m	1 unit
CRJ645A115NE	15 m	1 unit
CRJ645A120NE	20 m	1 unit
CRJ645A130NE	30 m	1 unit
CRJ645A140NE	40 m	1 unit
CRJ645A150NE	50 m	1 unit
CRJ645A170NE	70 m	1 unit
CRJ645A180NE	80 m	1 unit
CRJ645A1100NE	100 m	1 unit

* Other lengths on request

RJ45 – RJ45 ON CABLE REELS



CRJ645A150NEROL

Connector 1	Connector 2	Cable Reel	Cable
Shielded RJ45 plug + NE8MX6	Shielded RJ45 plug + NE8MX6	GT310RM : 20 to 70m-lengths GT380RM : 80 to 100m-lengths	AUDIOLAN6A

Part nb	Length *	Packaging
CRJ645A150NEROL	50 m	1 unit
CRJ645A170NEROL	70 m	1 unit
CRJ645A180NEROL	80 m	1 unit
CRJ645A1100NEROL	100 m	1 unit

* Other lengths on request

CAT.6A CORDS: AUDIOLAN6A

ULTRA SHIELDED RJ45 – RJ45



CRJ645A13S2

Connector 1	Connector 2	Cable
Shielded RJ45 plug high protection – S2CPWG6A	Shielded RJ45 plug high protection – S2CPWG6A	AUDIOLAN6A

Part nb	Length *	Packaging
CRJ645A11S2	1 m	1 unit
CRJ645A13S2	3 m	1 unit
CRJ645A15S2	5 m	1 unit
CRJ645A110S2	10 m	1 unit
CRJ645A115S2	15 m	1 unit
CRJ645A120S2	20 m	1 unit
CRJ645A130S2	30 m	1 unit
CRJ645A140S2	40 m	1 unit
CRJ645A150S2	50 m	1 unit
CRJ645A170S2	70 m	1 unit
CRJ645A180S2	80 m	1 unit
CRJ645A1100S2	100 m	1 unit

* Other lengths on request

ULTRA SHIELDED RJ45 – RJ45 ON CABLE REELS



CRJ645A150S2ROL

Connector 1	Connector 2	Cable
Shielded RJ45 plug high protection – S2CPWG6A	Shielded RJ45 plug high protection – S2CPWG6A	AUDIOLAN6A
Black rubber cable drum with auxiliary spool : GT310RM : 50 to 70 m & GT380RM : 80 to 100 m lengths		

Part nb	Length *	Packaging
CRJ645A150S2ROL	50 m	1 unit
CRJ645A170S2ROL	70 m	1 unit
CRJ645A180S2ROL	80 m	1 unit
CRJ645A1100S2ROL	100 m	1 unit

* Other lengths on request

CAT.6A CORDS: AUDIOLAN6A

RJ45 – RJ45 WITH NEUTRIK ETHERCON



CRJ645A13S2N

Connector 1	Connector 2	Cable
Shielded RJ45 plug + NE8MX6	Shielded RJ45 plug high protection – S2CPWG6A	AUDIOLAN6A

Part nb	Length *	Packaging
CRJ645A11S2N	1 m	1 unit
CRJ645A13S2N	3 m	1 unit
CRJ645A15S2N	5 m	1 unit
CRJ645A110S2N	10 m	1 unit
CRJ645A115S2N	15 m	1 unit
CRJ645A120S2N	20 m	1 unit
CRJ645A130S2N	30 m	1 unit
CRJ645A140S2N	40 m	1 unit
CRJ645A150S2N	50 m	1 unit
CRJ645A170S2N	70 m	1 unit
CRJ645A180S2N	80 m	1 unit
CRJ645A1100S2N	100 m	1 unit

* Other lengths on request

RJ45 – RJ45 WITH NEUTRIK ETHERCON ON CABLE REELS



CRJ645A150S2NROL

Connector 1	Connector 2	Cable
Shielded RJ45 plug + NE8MX6	Shielded RJ45 plug high protection – S2CPWG6A	AUDIOLAN6A
Black rubber cable drum with auxiliary spool – GT310RM & GT380RM for 80 to 100 m lengths		

Part nb	Length *	Packaging
CRJ645A150S2NROL	50 m	1 unité
CRJ645A170S2NROL	70 m	1 unité
CRJ645A180S2NROL	80 m	1 unité
CRJ645A1100S2NROL	100 m	1 unité

* Other lengths on request

FIBER OPTIC DUPLEX PATCHCORDS

DUPLEX MULTIMODE ZIPCORDS - 50/125 OM3



Part nb	Connectors	Cable length*
JSCSCxxDMUL50OM3	SC / SC	1, 2, 3, 5 and 10 m

* Other lengths upon request

Part nb	Connectors	Cable length*
JLCLCxxDMUL50OM3	LC / LC	1, 2, 3, 5 and 10 m

* Other lengths upon request

Part nb	Connectors	Cable length*
JSTSTxxDMUL50OM3	ST / ST	1, 2, 3, 5 and 10 m

* Other lengths upon request

DUPLEX SINGLEMODE ZIPCORDS - 9/125 OS2

Part nb	Connectors	Cable length*
JSCSCxxDMONO	SC / SC	1, 2, 3, 5 and 10 m

* Other lengths upon request



Part nb	Connectors	Cable length*
JLCLCxxDMONO	LC / LC	1, 2, 3, 5 and 10 m

* Other lengths upon request

Part nb	Connectors	Cable length*
JSTSTxxDMONO	ST / ST	1, 2, 3, 5 and 10 m

* Other lengths upon request

FOLIVE FIBER CORDS

TACTICAL OPTIC FIBERS CORDS FOR LIVE APPLICATIONS







- Military fiber optic standard – Black polyurethane jacket
- Multimode (OM3 – 50/125) or Single mode (OS2 – 9/125)
- 2 up to 12 fibers

- LC, ST & SC connectors
- Connectors identificated by numbers
- Mounted on GT Schill cable drums

- Premium cable pulling tubes on each end. Quick and easy installation and dismounting thanks to its screw closure system
- Optimum protection of connectors when handling operations

MULTIMODE OPTICAL FIBERS CORDS- 50/125 OM3



Part nb	Nb of fibers (y)	Connectors	Lengths (xx)*
CFOyMSCSCxxROL	2, 4, 8 and 12	SC / SC	50, 100, 150, 200 and 300 m
CFOyMLCLCxxROL	2, 4, 8 and 12	LC / LC	50, 100, 150, 200 and 300 m
CFOyMSTSTxxROL	2, 4, 8 and 12	ST / ST	50, 100, 150, 200 and 300 m

* Other lengths upon request - max. 300 m

SINGLE MODE OPTICAL FIBERS CORDS - 9/125 OS2



Part nb	Nb of fibers (y)	Connectors	Lengths (xx)*
CFOySSCSCxxROL	2, 4, 8 and 12	SC / SC	50, 100, 150, 200 and 300 m
CFOySLCLCxxROL	2, 4, 8 and 12	LC / LC	50, 100, 150, 200 and 300 m
CFOySSTSTxxROL	2, 4, 8 and 12	ST / ST	50, 100, 150, 200 and 300 m

* Other lengths upon request - max. 900 m

2-CHANNEL SYSTEM

50/125 µm MULTIMODE 2 FIBER CHANNELS CORDS



27500745

Connector 1	Connector 2	Cable
2 fibers plug – Expanded Beam – IP68 – with safety cap - EBC1502	2 fibers plug – Expanded Beam – IP68 – with safety cap - EBC1502	2 fiber channels multimode – Black PUR jacket – Ø 5 mm

Part nb	Length *	Packaging
27500745	5 m	1 unit
27500746	25 m	1 unit
27500741	50 m	1 unit
27500706	100 m	1 unit
27500748	150 m	1 unit
27500749	250 m	1 unit
27500750	500 m	1 unit
27500751	1000 m	1 unit

* Other lengths upon request



Connector 1	Connector 2	Cable
2 fibers plug receptacle – Expanded Beam – IP68 – with safety cap – D serie - EBC1502	2 fibers plug – Expanded Beam – IP68 – with safety cap - EBC1502	2 fiber channels multimode – Black PUR jacket – Ø 5 mm

Part nb	Length	Packaging
27500760	100 m	1 unit
27500761	250 m	1 unit
27500762	400 m	1 unit
27500763	500 m	1 unit

* Other lengths upon request

FIBERFOX FCM STANDARD MODULE



27702039

- Front 2 mm steel plate, black powder coated, housing 1.50 mm steel plate, galvanised
- Connector on the front panel of module : 2 fibers multimode plug receptacle with safety cap – EBC1502
- Connectors on the rear of module : 1 x SC-Duplex / 2 x Simplex.
- Dimensions (L x l x P) : 109 x 44 x 186 mm
- To insert directly into 19" frame / housing (cf. page 112)

Designation	Part nb	Packaging
Module with : 1 x EBC 1502 to 2 x SC, 50/125	27702039	1 unit

2-CHANNEL SYSTEM

50/125 µm MULTIMODE 2 FIBER CHANNELS CORDS



27507096

Connector 1	Connector 2	Cable
2 fibers plug receptacle – Expanded Beam – IP68 – with safety cap – D serie - EBC1502	2 x SC 50/125 µm	2 fiber channels multimode – Black PUR jacket – Ø 5 mm

Part nb	Length	Packaging
27507095	2 m	1 unit

Connector 1	Connector 2	Cable
2 fibers plug receptacle – Expanded Beam – IP68 – with safety cap – D serie - EBC1502	2 x LC 50/125 µm	2 fiber channels multimode – Black PUR jacket – Ø 5 mm

Part nb	Length	Packaging
27507096	2 m	1 unit

Connector 1	Connector 2	Cable
2 fibers plug receptacle – Expanded Beam – IP68 – with safety cap – D serie - EBC1502	2 x ST 50/125 µm	2 fiber channels multimode – Black PUR jacket – Ø 5 mm

Part nb	Length	Packaging
27507097	2 m	1 unit

4-CHANNEL SYSTEM

50/125 µm MULTIMODE 4 FIBER CHANNELS CORDS



27500710

Connector 1	Connector 2	Cable
4 fibers plug receptacle – Expanded Beam – IP68 – with safety cap – D serie - EBC1504	4 fibers plug – Expanded Beam – IP68 – with safety cap - EBC1504	4 fiber channels multimode – Black PUR jacket – Ø 5 mm

Part nb	Length	Packaging
27500710	5 m	1 unit
27500711	25 m	1 unit
27500712	50 m	1 unit
27500713	100 m	1 unit
27500714	150 m	1 unit
27500715	250 m	1 unit
27500716	500 m	1 unit
27500717	1000 m	1 unit

Connector 1	Connector 2	Cable
4 fibers plug receptacle – Expanded Beam – IP68 – with safety cap – D serie - EBC1504	4 fibers plug – Expanded Beam – IP68 – with safety cap - EBC1504	4 fiber channels multimode – Black PUR jacket – Ø 5 mm

Part nb	Length	Packaging
27500732	100 m	1 unit
27500733	250 m	1 unit
27500734	400 m	1 unit
27500735	500 m	1 unit

FIBERFOX FCM STANDARD MODULES



27702040

- Front 2 mm steel plate, black powder coated, housing 1.50 mm steel plate, galvanised
- Connector on the front panel of module : 4 fibers multimode plug receptacle with safety cap – EBC1504
- Connectors on the rear of module : 2 x SC-Duplex / 4 x Simplex.
- Dimensions (L x l x P) : 109 x 44 x 186 mm
- To insert directly into 19" frame / housing (cf. page 112)

Designation	Part nb	Packaging
Module with : 1 x EBC 1504 to 4 x SC, 50/125	27702040	1 unit
Module with : 1 x EBC 1504 to 4 x SC, 9/125	27702042	1 unit

4-CHANNEL SYSTEM

50/125 µm MULTIMODE 4 FIBER CHANNELS CORDS



Connector 1	Connector 2	Cable
4 fibers receptacle plug – Expanded Beam – IP68 – with safety cap – D serie - EBC1504	4 x SC 50/125 µm	4 fiber channels multimode – Black PUR jacket – Ø 5 mm

Designation	Part nb	Packaging
27507086	2 m	1 unit

Connector 1	Connector 2	Cable
4 fibers receptacle plug – Expanded Beam – IP68 – with safety cap – D serie - EBC1504	4 x LC 50/125 µm	4 fiber channels multimode – Black PUR jacket – Ø 5 mm

Designation	Part nb	Packaging
27507087	2 m	1 unit

Connector 1	Connector 2	Cable
4 fibers receptacle plug – Expanded Beam – IP68 – with safety cap – D serie - EBC1504	4 x ST 50/125 µm	4 fiber channels multimode – Black PUR jacket – Ø 5 mm

Designation	Part nb	Packaging
27507088	2 m	1 unit

GIGABIT MEDIA CONVERTER MODULES



27707017



- Equipped with Gigabit Ethernet converter
- Built in power supply 100 – 240V AC
- Very low latency
- Led monitoring
- Optical AUX for A2 or B2

Designation	Part nb	Packaging
Gigabit Media converter EBC1502 / 1 x RJ45, 1 x LC 50/125	27707015	1 unit
Gigabit Media converter EBC1504 / 1 x RJ45, 2 x LC 50/125	27707017	1 unit

4-CHANNEL SYSTEM

CONNEX DVI / HDMI & 3GSDI VIDEO EXTENDER



18270012



18270019

Designation	Part nb	Packaging
Video extender module : 1 x DVI IN / 1 x EBC1502 A1 50/125	18270012	1 unit
Video extender module: 1 x DVI OUT / 1 x EBC1502 B1 50/125	18270013	1 unit
Video extender module: 2 x DVI IN / 1 x EBC1502 A1 50/125	18270006	1 unit
Video extender module: 2 x DVI OUT / 1 x EBC1502 B1 50/125	18270007	1 unit
Video extender module: 2 x 3G/HD/SDI IN + OUT / 1 x EBC1502 B1 50/125	18270019	1 unit

ACCESSORIES

FIBERFOX FCM FRAME / HOUSING



27702001



27702035

- Steel plate 1.50 mm, elogalvanised, black power coated
- Compatible with all modules

Designation	Part nb	Packaging
1U, 19'' for 4 FCM modules	27702000	1 unit
3U, 19'' for 9 FCM modules	27702026	1 unit
Cover plate	27702001	1 unit
Cover plate with 2 x D-hole	27702035	1 unit



27702000

COLOURS CODING RINGS



- For EBC1502 & EBC1504 plugs
- Made of rubber

Designation	Part nb	Packaging
Color coding ring - white	27480001	10 units
Color coding ring – green	27480002	10 units
Color coding ring – blue	27480003	10 units
Color coding ring – orange	27480004	10 units
Color coding ring – yellow	27480005	10 units
Color coding ring - red	27480006	10 units

4K UHD VIDEO CONVERTERS

- 4K (4096x2160) or UHD (3840x2160] 60Hz over multimode fiber
- No data compression, colour depth 4:4:4
- Latency ≥ 2 ms, data rate: 21,6Gb/sec
- DPCP compliant, real EDID transmission

- DisplayPort 1.2 or HDMI 2.0 to FIBERFOX EBC1502
- Transmission of 4K up to 300m (OM3)
- Built in power supply 100 - 240V AC

4K / UHD DP 1.2 ON FIBER



18270037

Designation	Part nb.	Packaging
Converter module : 1 x DP1.2 in, 4K/60Hz, EBC1502 A1 50/125	18270037	1 unit
Converter module : 1 x DP1.2 out, 4K/60Hz, EBC1502 B1 50/125	18270038	1 unit

4K / UHD HDMI 2.0 ON FIBER



18270041

Designation	Part nb.	Packaging
Converter module : 1 x HDMI 2.0 in, 4K/60Hz, EBC1502 A1 50/125	18270041	1 unit
Converter module : 1 x HDMI 2.0 out, 4K/60Hz, EBC1502 B1 50/125	18270042	1 unit

CORDS

OPTICALCON DUO MULTIMODE CORDS ON CABLE REELS



NKO2M-A2-100

Part nb	Length	Packaging
NKO2M-A2-100	100 m	1 unit
NKO2M-A2-150	150 m	1 unit
NKO2M-A2-200	200 m	1 unit
NKO2M-A2-300	300 m	1 unit

OPTICALCON DUO SINGLEMODE CORDS ON CABLE REELS



NKO2S-A2-100

Part nb	Length	Packaging
NKO2S-A2-100	100 m	1 unit
NKO2S-A2-150	150 m	1 unit
NKO2S-A2-200	200 m	1 unit
NKO2S-A2-300	300 m	1 unit

OPTICALCON QUAD MULTIMODE CORDS ON CABLE REELS



NKO4M-A2-100

Part nb	Length	Packaging
NKO4M-A2-100	100 m	1 unit
NKO4M-A2-150	150 m	1 unit
NKO4M-A2-200	200 m	1 unit
NKO4M-A2-300	300 m	1 unit

CORDS

OPTICALCON QUAD SINGLEMODE CORDS ON CABLE REELS



NK04M-A2-100

Part nb	Length	Packaging
NKO4S-A2-100	100 m	1 unit
NKO4S-A2-150	150 m	1 unit
NKO4S-A2-200	200 m	1 unit
NKO4S-A2-300	300 m	1 unit

OPTICALCON SMPTE CORDS ON CABLE REELS



NKO2S-S1 – A3 -100

Part nb	Length	Packaging
NKO2S-S1-A3-100	100 m	1 unit
NKO2S-S1-A5-150	150 m	1 unit





POWER

FLEXIBLE CABLES: **H07RNF**



H07RNF

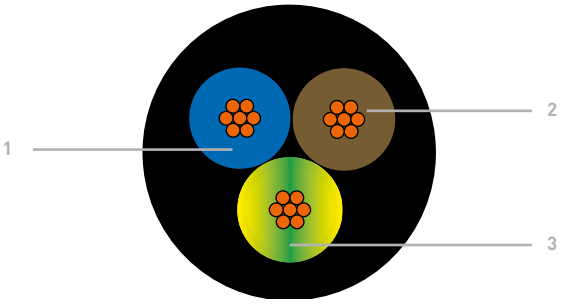



Product advantages

- Elastomer jacket for an excellent mechanical strength
- Resistance to oils
- Highly flexible even in cold environments
- UV resistance

1. **Composition of core:** multi-strand bare copper – classe 5 / IEC 60228
2. **Conductor insulation:** Type EI4 elastomere according to HD22.1 S4
   Color coding of conductors: according to HD 308 S2
3. **Outer jacket:** Type EM2 elastomere according to HD 22.1 S4. Black

Applications

- Audio and video gear power supply
- High voltage circuits

Electrical characteristics

- Nominal voltage: 450 / 750 v
- Test voltage : 2500 v
- Short-circuit temperature : 200°C

Mecanical characteristics

- Operating temperature: -25°C - +60°C
- Bend radius: 5 x Ø extérieur

Applying regulation data

- HD 22.1 S4 / HD 22.2 S3
- HD 22.4 S4

Suitable plugs



Powercon PC 16

Part nb	Nb of conductor	Section mm²	Outer Ø - mm		Weight	Packaging
			Mini	Maxi		
RNF 3G15	3	1,50 mm²	9.20	11.90	157 kg / km	50. 100. 500. 1000 m and Custom length
RNF 3G25	3	2,50 mm²	10.90	14.00	217 kg / km	50. 100. 1000 m and Custom length
RNF 3G6	3	6,00 mm²	14.10	18.00	407 kg / km	100. 1000 m and Custom length
RNF 4G15	4	1,50 mm²	10.20	13.10	192 kg / km	50. 100. 500. 1000 m and Custom length
RNF 5G25	5	2,50 mm²	13.30	17.00	329 kg / km	50. 100. 500. 1000 m and Custom length
RNF 5G6	5	6,00 mm²	17.50	22.20	640 kg / km	500. 1000 m and Custom length
RNF 5G16	5	16,00 mm²	26.40	33.30	1564 kg / km	500 m and Custom length
RNF 5G25	5	25,00 mm²	32.00	40.40	2291 kg / km	500 m and Custom length
RNF 13G25	13	2,50 mm²	20.60	26.20	760 kg / km	1000 m and Custom length
RNF 19G25	19	2,50 mm²	24.40	31.00	1068 kg / km	1000 m and Custom length

2 POLES + GROUND CONTACT POWER CONNECTORS: **POWER LINE 16 A – IP44**



Designation	Part nb	Packaging
Male caoutchouc plug – 2 poles + ground – 16A – IP44	PC16M	1 unit
Female caoutchouc plug – 2 poles + ground – 16A – IP44	PC16F	1 unit

4-SOCKET POWER STRIP W/O POWER SWITCH



Designation	Part nb	Packaging
4-socket power strip without power switch, cord included, straight male plug – black plastic– 2 m	BA4P	1 unit

TEN47 – SHOWLINE RANGE

INLINE MALE WITH NUT



Nb of contacts	Part nb	Packaging
19	CFM19	1 unit

INLINE MALE WITH NUT – SPIDER VERSION



CFM19SPIDER3G25

Nb of contacts	Cable	Part nb	Packaging
19	6 x RNF3G1.50 mm^2	CFM19SPIDER3G15	1 unit
19	6 x RNF3G2.50 mm^2	CFM19SPIDER3G25	1 unit

PANEL MALE CONNECTOR WITH NUT



Nb of contacts	Part nb	Packaging
19	CEM19	1 unit

INLINE FEMALE CONNECTOR WITHOUT NUT



Nb of contacts	Part nb	Packaging
19	CFF19	1 unit

INLINE FEMALE CONNECTOR WITHOUT NUT – SPIDER VERSION

Nb of contacts	Cable	Part nb	Packaging
19	6 x RNF3G1.50 MM^2	CFF19SPIDER3G15	1 unit
19	6 x RNF3G2.50 MM^2	CFF19SPIDER3G25	1 unit

PANEL FEMALE CONNECTOR WITHOUT NUT



Nb of contacts	Part nb	Packaging
19	CEM19	1 unit

POWERCON CONNECTORS

CABLE CONNECTORS powerCON TRUE1 – 16 / 20 A



NAC3FXW



NAC3MXW

Designation	Part nb	Packaging
Female cable connector CBC – 16 / 20 A – IP65	NAC3FXW	1 unit
Male cable connector CBC – 16 / 20 A – IP65	NAC3MXW	1 unit

CHASSIS CONNECTORS powerCON TRUE1 - 16 / 20 A



NAC3FPX

Designation	Part nb	Packaging
Appliance outlet connector, Female CBC for Male connector NAC3MX–W	NAC3FPX	1 unit
Appliance inlet connector, Male CBC for Female connector NAC3FX–W	NAC3MPX	1 unit
Inlet/Outlet combination, Male/Female CBC	NAC3P	1 unit

CABLE CONNECTOR powerCON 20 A – POWER IN



NAC3FCA

Designation	Part nb	Packaging
A-type cable connector – 3-pole – 20 A – Blue plastic shell	NAC3FCA	1 unit

CABLE CONNECTOR powerCON 20 A – POWER OUT



NAC3FCB

Designation	Part nb	Packaging
A-Type cable connector – 3 -pole – 20 A – Grey plastic shell	NAC3FCB	1 unit

CHASSIS CONNECTOR powerCON 20 A – POWER IN



NAC3MPA1

Designation	Part nb	Packaging
D-shape chassis connector – 20 A – Blue plastic	NAC3MPA1	1 unit

CHASSIS CONNECTOR powerCON 20 A – POWER OUT



NAC3MPB1

Designation	Part nb	Packaging
D-shape chassis connector – 20 A – Grey plastic	NAC3MPB1	1 unit

RNF 13G2.50 mm² CORDS 19-POLE INLINE MALE / FEMALE - TEN47



Connector 1	Connector 2	Cable
19-pole Inline male with nut TEN47 – CFM19	19-pole Inline female without nut TEN47 – CFF19	RNF13G2.50 mm²

Part nb	Length*	Packaging
CORNF13G2515	5 m	1 unit
CORNF13G25110	10 m	1 unit
CORNF13G25120	20 m	1 unit
CORNF13G25125	25 m	1 unit

* Other lengths upon request

RNF 19G2.50 mm² CORDS 19-POLE INLINE MALE / FEMALE - TEN47



Connector 1	Connector 2	Cable
19-pole Inline male with nut TEN47 – CFM19	19-pole Inline female without nut TEN47 – CFF19	RNF19G2.50 mm²

Part nb	Length*	Packaging
CORNF19G2515	5 m	1 unit
CORNF19G25110	10 m	1 unit
CORNF19G25120	20 m	1 unit
CORNF19G25125	25 m	1 unit

* Other lengths upon request

3 G 1.50 mm² CORD 19-POLE INLINE MALE TEN47 / 6 x PC16 FEMALE PLUGS

Connecteur 1	Connecteur 2	Câble
19-pole Inline male with nut – Spider version - TEN47 – CFM19SPIDER3G15	Moulded female plug – 2 poles + ground IP44 – 16A / 250V AC – with protection cover	RNF3G1.50 mm²

Part nb	Length	Packaging
CSPIDERM3G15P1050	1.50 m	1 unité

3 G 1.50 mm² CORD 19-POLE INLINE FEMALE TEN47 / 6 x PC16 MALE PLUGS



Connector 1	Connector 2	Cable
19-pole Inline female without nut – Spider version - TEN47 – CFF19SPIDER3G15	Moulded male plug – 2 poles + ground IP44 – 16A / 250V AC	RNF3G1.50 mm²

Part nb	Length	Packaging
CDSPIDERF3G15P1050	1.50 m	1 unit

MOULDED EXTENSION CORDS 16A – 3 G 1.50 mm²



CORNF3G1515

Connector 1	Connector 2	Cable
Moulded male plug – 2 poles + ground - IP44 – 16A / 250V AC	Moulded female plug – 2 poles + ground – IP44 – 16A / 250V AC – with protection cover	HO7 RNF 3G1.50 mm²

Part nb	Length	Packaging
CORNF3G1511	1 m	1 unit
CORNF3G1513	3 m	1 unit
CORNF3G1515	5 m	1 unit
CORNF3G15110	10 m	1 unit
CORNF3G15115	15 m	1 unit
CORNF3G15120	20 m	1 unit
CORNF3G15125	25 m	1 unit

MOULDED EXTENSION CORDS 16A – 3 G 2.50 mm²



CORNF3G2515

Connector 1	Connector 2	Cable
Moulded male plug – 2 poles + ground - IP44 – 16A / 250V AC	Moulded female plug – 2 poles + ground – IP44 – 16A / 250V AC – with protection cover	HO7 RNF 3G2.50 mm²

Part nb	Length *	Packaging
CORNF3G2513	3 m	1 unit
CORNF3G2515	5 m	1 unit
CORNF3G25110	10 m	1 unit
CORNF3G25120	20 m	1 unit

EXTENSION CORDS 16A – 3 G 2.50 mm²



CORNF3G25A25

Connector 1	Connector 2	Cable
Male plug – 2 poles + ground - IP44 – 16A / 250V AC	Female plug – 2 poles + ground – IP44 – 16A / 250V AC – with protection cover	HO7 RNF 3G2.50 mm²

Part nb	Length *	Packaging
CORNF3G25A25	25 m	1 unit
CORNF3G25A30	30 m	1 unit
CORNF3G25A50	50 m	1 unit

* Other lengths upon request

EXTENSION CORDS: **16A / powerCON – 3 G 1.50 mm²**



CORNFP3G1511

Connector 1	Connector 2	Cable
Male plug – 2 poles + ground - IP44 – 16A / 250V AC – Réf. PC16M	PowerCON cable socket – A-type for power inlet – NAC3FCA	HO7 RNF 3G1.50 mm²

Part nb	Length *	Packaging
CORNFP3G1511	1 m	1 unit
CORNFP3G1512	2 m	1 unit
CORNFP3G1513	3 m	1 unit
CORNFP3G1515	5 m	1 unit

* Other lengths upon request

EXTENSION CORDS: **powerCON IN / OUT – 3 G 1.50 mm²**



CORPP3G1513

Connector 1	Connector 2	Cable
PowerCON cable socket – A-type for power inlet – NAC3FCA	PowerCON cable socket – B-type for power out – NAC3FCB	HO7 RNF 3G1.50 mm²

Part nb	Length *	Packaging
CORPP3G1513	3 m	1 unit
CORPP3G1515	5 m	1 unit
CORPP3G15110	10 m	1 unit

* Other lengths upon request

EXTENSION CORDS: **powerCON TRUE ONE / 16A – 3 G 1.50 mm²**



CORPPC3G1513

Connector 1	Connector 2	Cable
PowerCON TRUE1 cable connector 16 / 20A– IP65 - NAC3FXW	Male plug 16A / 250V AC– 2 poles + ground - IP44 – PC16M	HO7 RNF 3G1.50 mm²

Part nb	Length *	Packaging
CORPPC3G1513	3 m	1 unit
CORPPC3G1515	5 m	1 unit
CORPPC3G15110	10 m	1 unit

* Other lengths upon request

EXTENSION CORDS: **16A / powerCON – 3 G 2.50 mm²**



CORNFP3G2513

Connector 1	Connector 2	Cable
Male plug – 2 poles + ground - IP44 – 16A / 250V AC – PC16M	PowerCON cable socket – A-type for power inlet – NAC3FCA	HO7 RNF 3G2.50 mm²

Part nb	Length *	Packaging
CORNFP3G2511	1 m	1 unit
CORNFP3G2512	2 m	1 unit
CORNFP3G2513	3 m	1 unit
CORNFP3G2515	5 m	1 unit

* Other lengths upon request

EXTENSION CORDS: **powerCON IN / OUT – 3 G 2.50 mm²**



CORPP3G2513

Connector 1	Connector 2	Cable
PowerCON cable socket – A-type for power inlet – NAC3FCA	PowerCON cable socket – B-type for power out – NAC3FCB	HO7 RNF 3G2.50 mm²

Part nb	Length *	Packaging
CORPP3G2513	3 m	1 unit
CORPP3G2515	5 m	1 unit
CORPP3G25110	10 m	1 unit

* Other lengths upon request

EXTENSION CORDS: **powerCON TRUE ONE / 16A – 3 G 2.50 mm²**



CORPPC3G2513

Connector 1	Connector 2	Cable
PowerCON TRUE1 cable connector 16 / 20A– IP65 - NAC3FXW	Male plug 16A / 250V AC– 2 poles + ground - IP44 – PC16M	HO7 RNF 3G2.50 mm²

Part nb	Length *	Packaging
CORPPC3G2513	3 m	1 unit
CORPPC3G2515	5 m	1 unit
CORPPC3G25110	10 m	1 unit

* Other lengths upon request





VIDEO BROADCAST

ANALOG VIDEO CABLE: **MC75**



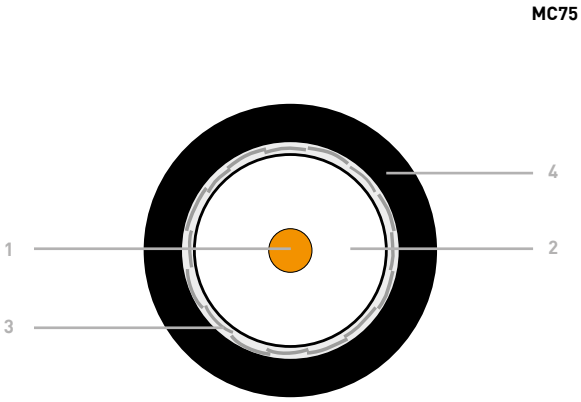

1. Core: 1 x 0.35 mm² bare copper
2. Conductor insulation: cellular PE
3. Shielding: Tin-plated copper braid
4. Outer jacket: Black PVC - ø 2.80 mm

Product advantages

- Small diameter
- Compactness
- Excellent ease of use
- Designed for easy connections
- Available in cords – On Air Pro

Applications

- Analog video links
- Video dispatching
- Internal wiring of racks and cabinets

Suitable plugs



BNC: DMC75x Serie



Sleeve M50BRx



Crimp tool PBNCS

Electrical characteristics

- Impedance : 75 Ohm +/- 3
- Capacitance : 57 pf / m
- Attenuations:

Frequency MHz	Nominal attenuation dB / 100 m
1	1.70
10	6.00
100	19.60

- Return Loss (dB) :

Frequency MHz	Return loss dB
30 - 300	>20
300 - 600	>20
600 - 900	>15

Mecanical characteristics

- Operating temperature: fixed station : - 30°C + 70°C
  mobile station : - 5°C + 60°C
- Bend radius mini. : 10 x ø

Applying regulation data

- Conform to EN 50575 : 2014 + A1 : 2016

Part nb	Jacket	Outer Ø	Weight	Packaging
MC75	Black PVC	2.80 mm	13 kg / km	Custom length

DIGITAL VIDEO CABLE: **PW75**



PW75

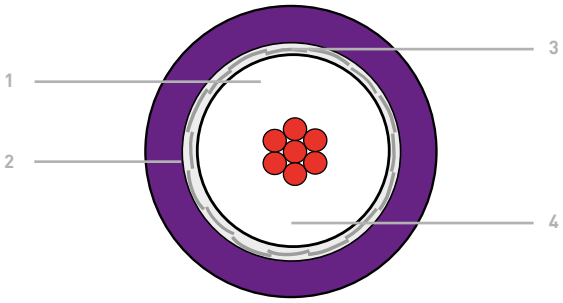

1. Core: 7 x 0,254 mm² bare copper
2. Conductor insulation: cellular PE
3. Shielding: Tin-plated copper braid
4. Outer jacket: purple PVC - ø 5.90 mm

Product advantages

- Highly flexible and easy to wind thanks to ultra flexible PVC jacket
- Compactness
- Designed for easy connections
- Available in cords – On Air Pro

Applications

- Analog and digital video links
- Mobile applications and fixed installation
- Video dispatching
- Cords

Suitable plugs



BNC : DVCB75HQ



Sleeve M75Bx



Crimp tool PBNCS

Electrical characteristics

- Impedance : 75 Ohm +/- 3
- Capacitance : 58 pF / m
- Attenuations:

Frequency MHz	Nominal attenuation dB / 100 m
10	3.30
100	10.50
1000	33.50
1500	45.00
3000	71.00

- Return Loss (dB) :

Frequency MHz	Return loss dB
30-600	> 20
600 – 900	> 15

Mecanical characteristics

- Operating temperature: fixed station : - 30°C + 85°C
  mobile station : - 15°C + 70°C
- Bend radius mini. : 50 mm

Applying regulation data

- Conform to EN 50575 : 2014 + A1 : 2016

Part nb	Jacket	Outer Ø	Weight	Packaging
PW75	Purple PVC	5.90 mm	43 kg / km	Custom length

DIGITAL VIDEO CABLE: **VCB75**



VCB75

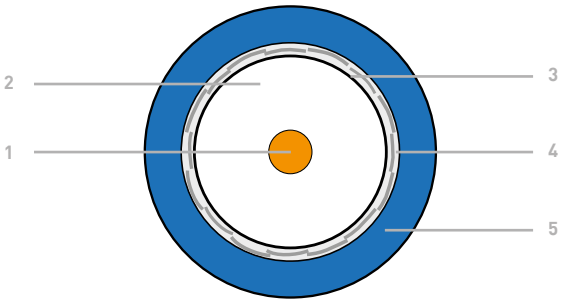

1. Core: 1 x 0.80 mm bare copper
2. Conductor insulation: cellular PE
3. 1st shielding: Aluminium foil
4. 2nd shielding: Tin-plated copper braid
5. Outer jacket: Blue PVC - Ø 6.10 mm

Product advantages

- Compactness
- Designed for easy connections
- Great performance
- Excellent protection against static and electromagnetic interference

Applications

- Analog and digital video links
- Broadcast fixed installation
- Video surveillance systems

Suitable plugs



BNC: DVCB75HQ Serie



Sleeves M75Bx



Crimp tool: PBNCS

Electrical characteristics

- Impedance: 75 Ohm +/- 3
- Capacitance: 54 pf / m
- Attenuations:

Frequency MHz	Nominal attenuation dB / 100 m
100	7.90
1000	26.00
1500	32.50
3000	47.10

- Return Loss (dB):

Frequency MHz	Return loss dB
30-300	> 30
300-600	> 25
600-900	> 20

Mecanical characteristics

- Operating temperature: fixed station : - 10°C + 80°C
  mobile station : - 5°C + 70°C
- Bend radius mini. : fixed station : 5 x ø
  mobile station : 10 x ø

Applying regulation data

- Conform to EN 50575 : 2014 + A1 : 2016

Part nb	Jacket	Outer Ø	Weight	Packaging
VCB75	blue PVC	6.10 mm	40 kg / km	Custom length

DIGITAL VIDEO CABLES: **VCB100 - VCB100LSZH**



VCB100

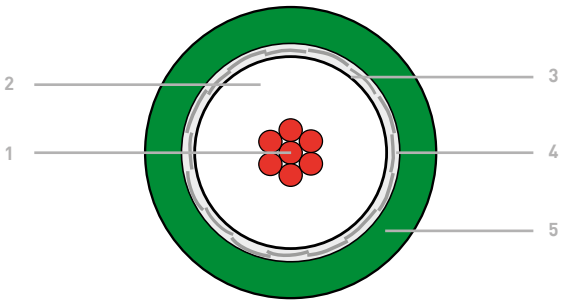

1. Core: 7 x 0.40 mm² bare copper
2. Conductor insulation: cellular PE
3. 1st shielding: Aluminium foil
4. 2nd shielding: Tin-plated copper braid
5. Outer jacket: green PVC or green LSZH - Ø 6.95 mm

Product advantages

- Highly flexibility
- Great performance
- Excellent protection against static and electromagnetic interference

Applications

- Analog and digital video links
- Digital links over long distances (more than 500 m)
- Ideal for fixed as well as mobile applications
- Available in LSZH version - compliant with fire safety regulations in public

Suitable plugs



BNC : DVCB100x range



Sleeve M100x



Crimp tool PBNCS

Electrical characteristics

- Impedance: 75 Ohm +/- 3
- Capacitance: 54 pf / m
- Attenuations:

Frequency MHz	Nominal attenuation dB / 100 m
100	6.50
1000	23.00
1500	26.00
3000	40.50

- Return Loss (dB):

Frequency MHz	Return loss dB
30 - 300	> 23
300 - 600	> 20
600 - 900	> 15

Mecanical characteristics

- Operating temperature: fixed station : - 10°C + 80°C
  mobile station : - 5°C + 70°C
- Bend radius mini. : fixed station : 5 x ø
  mobile station : 10 x ø

Applying regulation data version LSZH

- Flame retardant: IEC 60332-1
- Determination of halogen rate : IEC 60754-1
- Determination of corrosiveness of combustion gas : IEC 60754-2
- Smoke density : IEC 61034-1 & -2
- Conform to EN 50575 : 2014 + A1 : 2016

Part nb	Jacket	Outer Ø	Weight	Packaging
VCB100	green PVC	6.95 mm	53 kg / km	Custom length
VCB100LSZH	green LSZH	6.95 mm	51 kg / km	Custom length

UHDTV VIDEO CABLE: **UHD 0628 PVC**



UHD0628PVC

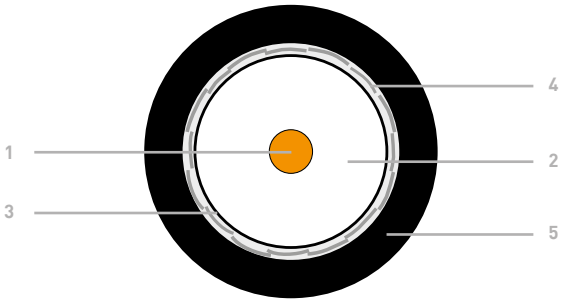

1. Âme : 1 x 0.60 mm cuivre rouge
2. Isolant : PE cellulaire physique
3. 1er blindage : Feuillard aluminium
4. 2ème blindage : Tresse cuivre étamé
5. Gaine extérieure : PVC noir – Ø 4.60 mm

Product advantages

- Compactness
- Excellent ease of use
- Excellent protection against static and electromagnetic interference

Applications

- Mobile HDTV digital video links
- HDTV video links 1.5 Gb/s (SMPTE 292 M compliant) and 3 Gb/s (SMPTE 424M compliant)

Suitable plugs



Neutrik BNC
NBNC75BFG7



Neutrik crimp tool
HXRBNC



Neutrik crimping tool die
DIERBNCPG

Electrical characteristics

- Impedance : 75 Ω
- Capacitance : 54 pf / m
- Attenuations:

Frequency MHz	Nominal attenuation dB / 100 m
100	10.60
1000	34.30
1500	43.00
3000	62.30

- Return Loss (dB) :

Frequency MHz	Nominal attenuation dB / 100 m
300 - 1500	> 22
1500 - 3000	> 18

Mecanical characteristics

- Operating temperature : -10°C +70°C
- Bend radius mini. : Mobile station : 35 mm
  Fixed station : 70 mm

Applying regulation data

- Conform to EN 50575 : 2014 + A1 : 2016

Link lengths

	SMPTE 292 M – 1.5 Gb/s	SMPTE 424 M – 3 Gb/s
Tested length	125 m	85 m
Spare length	2 x 10 m	2 x 10 m
Validated length	145 m	105 m

* Tests made and validated by Tektronix Company

Part nb	Jacket	Outer Ø	Weight	Packaging
UHD0628PVC	BLACK PVC	4.60 mm	26.50 kg / km	Custom length

UHDTV VIDEO CABLE: **UHD 0628 LSZH**



UHD0628LSZH

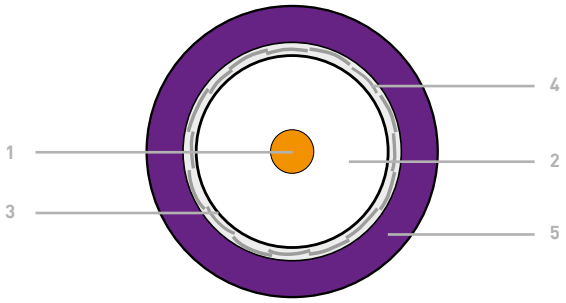

1. Core: 1 x 0.60 mm bare copper
2. Conductor insulation: Physical cellular PE
3. 1st shielding: Aluminium foil
4. 2nd shielding: Tin-plated copper braid
5. Outer jacket: Purple LSZH – Ø 4.60 mm

Product advantages

- Great performance
- Excellent protection against static and electromagnetic interference
- Compliant with fire safety regulations in public

Applications

- Fixed HDTV & UHDTV digital video for broadcast and TV applications
- HDTV video links 1.5 Gb/s (SMPTE 292 M compliant) and 3 Gb/s (SMPTE 424M compliant)
- UHD 4K video links (SMPTE 2081.1 compliant)

Suitable plugs



Neutrik HD BNC
NBNC75BFG7



Neutrik UHD BNC
NBNC75BFG7X



Neutrik crimp tool
HXRBNC



Neutrik crimping tool
die DIERBNCPG

Electrical characteristics

- Impedance: 75 Ohm +/- 3
- Capacitance: 56 pf / m
- Attenuations:

Frequency MHz	Nominal attenuation dB / 100 m
100	10.60
1000	34.30
1500	43.00
3000	62.30

- Return Loss (dB) :

Frequency MHz	Nominal attenuation dB / 100 m
300 – 1500	> 22
1500 – 3000	> 18

Mecanical characteristics

- Operating temperature : -10°C +80°C
- Bend radius mini. : 5 x Ø

Applying regulation data

- Conform to EN 50575 : 2014 + A1 : 2016
- Flame retardant : IEC 60332-1
- Determination of halogen rate : IEC 60754-1
- Determination of corrosiveness of combustion gas : IEC 60754-2
- Smoke density : IEC 61034-1 & IEC 61034-2

Link lengths

	SMPTE 292 M – 1.5 Gb/s *	SMPTE 424 M – 3 Gb/s *	SMPTE 2081.1 – 6 Gb/s
Tested length	125 m	85 m	
Spare lengths	2 x 10 m	2 x 10 m	
Validated link length	145 m	105 m	
Theoretical length	-	-	64 m

* Tests made and validated by Tektronix Company

Part nb	Jacket	Outer Ø	Weight	Packaging
UHD0628LSZH	purple LSZH	4.60 mm	26.50 kg / km	Custom length

UHDTV VIDEO CABLE: **UHD 08370 LSZH**



UHD08370LSZH

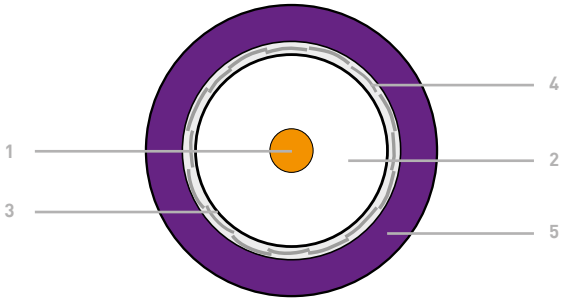

1. Core: 1 x 0.80 mm bare copper
2. Conductor insulation: Physical cellular PE
3. 1st shielding: Aluminium foil
4. 2nd shielding: Tin-plated copper braid
5. Outer jacket: purple LSZH – Ø 6.00 mm

Product advantages

- Great performance
- Excellent protection against static and electromagnetic interference
- Compliant with fire safety regulations in public

Applications

- Fixed HDTV & UHDTV digital video for broadcast and TV applications
- HDTV video links 1.5 Gb/s (SMPTE 292 M compliant) and 3 Gb/s (SMPTE 424M compliant)
- UHD 4K video links (SMPTE 2081.1 compliant)

Suitable plugs



Neutrik BNC: NBNC75BLP9 & NBNC75BLP9+



Neutrik crimp tool: HXRBNC



Neutrik crimp tool die: DIERBNCPDC

Electrical characteristics

- Impedance : 75 Ohm +/- 3
- Capacitance : 54 +/- 2 pF / m
- Attenuations:

Frequency MHz	Nominal attenuation dB / 100 m
100	7.90
1000	26.00
1500	32.50
3000	47.10

- Return Loss (dB) :

Frequency MHz	Return loss dB
30 - 300	> 25
300 - 900	> 20
900 - 3000	> 18

Mecanical characteristics

- Operating temperature: - 20°C + 70°C
- Bend radius mini. : 60 mm

Applying regulation data

- Conform to EN 50575 : 2014 + A1 : 2016
- Flame retardant : IEC 60332-1
- Determination of halogen rate : IEC 60754-1
- Determination of corrosiveness of combustion gas : IEC 60754-2
- Smoke density : IEC 61034-1 & IEC 61034-2

Links lengths

	SMPTE 292 M – 1.5 Gb/s *	SMPTE 424 M – 3 Gb/s *	SMPTE 2081.1 – 6 Gb/s
Tested lenght	170 m	106 m	-
Spare lenght	2 x 10 m	2 x 10 m	-
Validated link lenght	190 m	126 m	-
Theoretical length	-	-	86 m

* Tests made and validated by Tektronix Company

Part nb	Jacket	Outer Ø	Weight	Packaging
UHD08370LSZH	purple LSZH	6.00 mm	37 kg / km	Custom length

UHDTV VIDEO CABLE: **UHD 10460 LSZH**



UHD10460LSZH

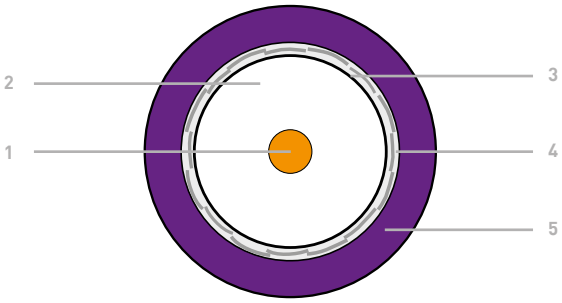

1. Core: 1 x 1.04mm² bare copper
2. Conductor insulation: Physical cellular PE
3. 1st shielding: Aluminium foil
4. 2nd shielding: Tin-plated copper braid
5. Outer jacket: purple LSZH – Ø 6.95 mm

Product advantages

- Great performance
- Excellent protection against static and electromagnetic interference
- Compliant with fire safety regulations in public

Applications

- Fixed HDTV & UHDTV digital video for broadcast and TV applications
- HDTV video links 1.5 Gb/s (SMPTE 292 M compliant) and 3 Gb/s (SMPTE 424M compliant)
- UHD 4K video links (SMPTE 2081.1 compliant)

Suitable plugs



Neutrik BNC
NBNC75BTU11



Neutrik crimp tool:
HXRBNC



Neutrik crimp tool die:
DIER BNC PS

Electrical characteristics

- Impedance: 75 Ω
- Capacitance: 52 pF/m ± 2
- Attenuations:

Frequency MHz	Nominal attenuation dB / 100 m
100	6.00
1000	19.30
1500	24.00
3000	35.00

- Return Loss (dB) :

Frequency MHz	Nominal attenuation dB / 100 m
30 - 300	> 26
300 - 900	> 23
900 - 3000	> 21

Mecanical characteristics

- Operating temperature: - 20°C +70°C
- Bend radius mini. : 60 mm

Applying regulation data

- Conform to EN 50575 : 2014 + A1 : 2016
- Flame retardant : IEC 60332-1
- Determination of halogen rate : IEC 60754-1
- Determination of corrosiveness of combustion gas : IEC 60754-2
- Smoke density : IEC 61034-1 & IEC 61034-2

Link lenghts

	SMPTE 292 M – 1.5 Gb/s *	SMPTE 424 M – 3 Gb/s *	SMPTE 2081.1 – 6 Gb/s
Tested length	200 m	123 m	-
Spare lengths	2 x 10 m	2 x 10 m	-
Validated link length	220 m	143 m	-
Theoretical length	-	-	112 m

* Tests made and validated by Tektronix Company

Part nb	Jacket	Outer Ø	Weight	Packaging
UHD10460LSZH	purple LSZH	6.95 mm	58 kg / km	Custom length

UHDTV VIDEO CABLE: **UHD 16720 LSZH**



UHD16720LSZH

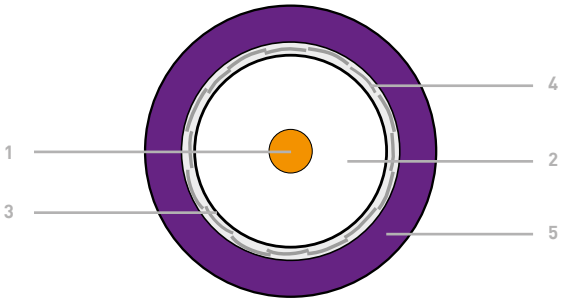

1. Core: 1 x 1.62 mm bare copper
2. Conductor insulation: Physical cellular PE Ø 7.15 mm
3. 1st shielding: Aluminium foil
4. 2nd shielding: Tin-plated copper braid
5. Outer jacket: Purple LSZH – Ø 10.10 mm

Product advantages

- Great performance
- Excellent protection against static and electromagnetic interference
- Compliant with fire safety regulations in public

Applications

- Fixed HDTV & UHDTV digital video for broadcast and TV applications
- HDTV video links 1.5 Gb/s (SMPTE 292 M compliant) and 3 Gb/s (SMPTE 424M compliant)
- UHD 4K video links (SMPTE 2081.1 compliant)

Suitable plugs



Neutric BNC: NBNC75BVZ17



Neutrik crimp tool: HXRBNC



Neutrik crimp tool die: DIER BNC Z

Electrical characteristics

- Impedance: 75 Ohm +/- 3
- Capacitance: 52 +/- 2 pF / m
- Attenuations:

Frequency MHz	Nominal attenuation dB / 100 m
100	4.20
1000	14.10
1500	18.00
3000	26.90

- Return Loss (dB) :

Frequency MHz	Return loss dB
30 - 300	> 25
300 - 900	> 20
900 - 3000	> 18

Mecanical characteristics

- Operating temperature: - 20°C +70°C
- Bend radius mini. : 10 x ø

Applying regulation data

- Flame retardant: IEC 60332-1
- Determination of halogen rate : IEC 60754-1
- Determination of corrosiveness of combustion gas : IEC 60754-2
- Smoke density : IEC 61034-1 & -2
- Conform to EN 50575 : 2014 + A1 : 2016

Link lenghts

	SMPTE 292 M – 1.5 Gb/s *	SMPTE 424 M – 3 Gb/s *	SMPTE 2081.1 – 6 Gb/s
Tested length	300 m	231 m	-
Spare lengths	2 x 10 m	2 x 10 m	-
Validated link length	320 m	251 m	-
Theoretical length	-	-	157 m

* Tests made and validated by Tektronix Company

Part nb	Jacket	Outer Ø	Weight	Packaging
UHD16720LSZH	purple LSZH	10.10 mm	114 kg / km	Custom length

FLEXIBLE UHDTV VIDEO CABLE: **UHD 1250 FLEX**



UHD1250FLEX

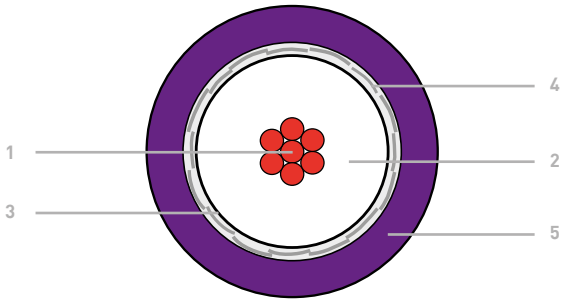

1. Core: 7 x 0.40mm bare copper
2. Conductor insulation: Physical cellular PE Ø 5mm
3. 1st shielding: Aluminium foil
4. 2nd shielding: Tin-plated copper braid
5. Outer jacket: purple PVC – Ø 6.95 mm

Product advantages

- Great Electrical characteristics
- Very flexible

Applications

- Mobile HDTV & UHDTV digital video links
- HDTV video links 1.5 Gb/s (SMPTE 292 M compliant) and 3 Gb/s (SMPTE 424M compliant)
- UHD 4K video links (SMPTE 2081.1 compliant)

Suitable plugs



Neutrik BNC
NBNC75BXU13



Neutrik crimping tool
HXRBNC



Neutrik crimping tool die
DIER BNC PS

Electrical characteristics

- Impedance: 75 Ω
- Capacitance: 54 pF/m
- Attenuations:

Frequency MHz	Nominal attenuation dB / 100 m
100	6.60
1000	21.20
1500	26.40
3000	39.40

- Return Loss (dB) :

Frequency MHz	Return loss dB
30 - 900	> 25
900 - 1500	> 20
1500 - 3000	> 18

Mecanical characteristics

- Operating temperature: mobile station: -10°C +70°C
- Minimum bend radius: Mobile station: 35 mm
  Fixed station: 70 mm

Applying regulation data

- Flame retardant: IEC 60332-1
- Conform to EN 50575 : 2014 + A1 : 2016

Link lenghts

	SMPTE 292 M – 1.5 Gb/s *	SMPTE 424 M – 3 Gb/s *	SMPTE 2081.1 – 6 Gb/s
Tested length	212 m	130 m	-
Spare lengths	2 x 10 m	2 x 10 m	-
Validated link length	232 m	150 m	-
Theoretical length	-	-	101 m

* Tests made and validated by Tektronix Company

Part nb	Jacket	Outer Ø	Weight	Packaging
UHD1250FLEX	purple PVC	6.95 mm	53 kg / km	Custom length

FLEXIBLE UHDTV VIDEO CABLE: **UHD 1250 FLEXPUR**



UHD1250FLEXPUR

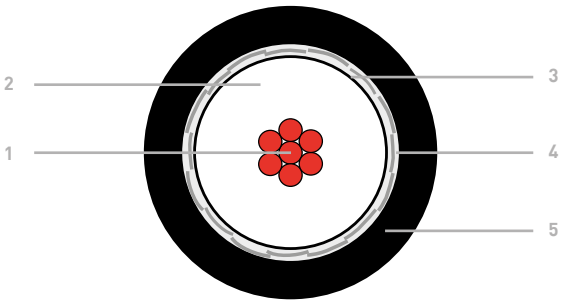

1. Core: 7 x 0.40 mm bare copper
2. Conductor insulation: Physical cellular PE Ø 5mm
3. 1st shielding: Aluminium foil
4. 2nd shielding: Tin-plated copper braid
5. Outer jacket: black PUR – Ø 6.95 mm

Product advantages

- Great performances
- Very flexible

Applications

- Mobile HDTV & UHDTV digital video links.
- HDTV video links 1.5 Gb/s (SMPTE 292 M compliant) and 3 Gb/s (SMPTE 424M compliant)
- UHD 4K video links (SMPTE 2081.1 compliant)

Suitable plugs



Neutrik BNC
NBNC75BXU13



Neutrik crimp tool
HXRBNC



Neutrik crimping tool
die: DIER BNC PS

Electrical characteristics

- Impedance : 75 Ω
- Capacitance : 54 pF/m
- Attenuations:

Frequency MHz	Nominal attenuation dB / 100 m
100	6.60
1000	21.20
1500	26.40
3000	39.40

- Return Loss (dB) :

Frequency MHz	Return loss dB
30 - 900	≥ 25
900 - 1500	≥ 20
1500 - 3000	≥ 18

Mecanical characteristics

- Operating temperature: mobile station : -10°C +70°C
- Bend radius minimum : Mobile station : 35 mm
  Fixed station : 70 mm

Applying regulation data

- Fire retardant: IEC 60332-1
- Conform to EN 50575 : 2014 + A1 : 2016

Link lenghts

	SMPTE 292 M – 1.5 Gb/s *	SMPTE 424 M – 3 Gb/s *	SMPTE 2081.1 – 6 Gb/s
Tested lenght	212 m	130 m	-
Spare lenght	2 x 10 m	2 x 10 m	-
Validated link lenght	232 m	150 m	-
Theoretical length	-	-	101 m

* Tests made and validated by Tektronix Company

Part nb	Jacket	Outer Ø	Weight	Packaging
UHD1250FLEXPUR	black PUR	6.95 mm	53 kg / km	Custom length

FLEXIBLE UHDTV VIDEO CABLE: **UHD 08370 ULTRA**



UHD08370ULTRA

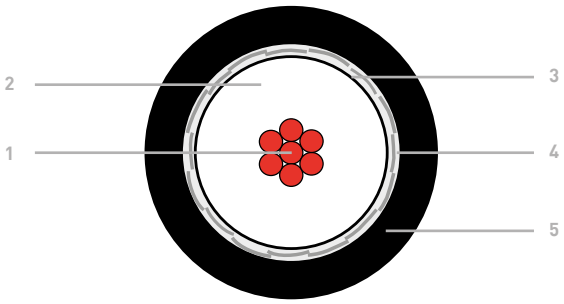

1. **Core:** 7 x 0.29 mm bare copper
2. **Insulation conductor:** Physical cellular PE Ø 3.70 mm
3. **1st shielding:** Tin-plated copper braid
4. **2nd shielding:** Tin-plated copper braid
5. **Outer jacket:** black PUR – Ø 6.15 mm

Product advantages

- Great performance
- Very flexible
- Very robust outer jacket
- For use in harsh environments

Applications

- Mobile HDTV & UHDTV digital video links.
- HDTV video links 1.5 Gb/s (SMPTE 292 M compliant) and 3 Gb/s (SMPTE 424M compliant)
- UHD 4K video links (SMPTE 2081.1 compliant)

Suitable plugs



BNC HD Neutrik : NBNC75BJP9



BNC UHD Neutrik : NBNC75BJP9X



Neutrik crimp tool: HXRBNC



Neutrik crimping tool die: DIER BNC PS

Electrical characteristics

- Impedance: 75 Ω
- Capacitance: 55.77 pF/m
- Attenuations:

Frequency MHz	Nominal attenuation dB / 100 m
100	9.84
1000	35.43
1500	44.62
3000	67.90

- Return Loss (dB) :

Frequency MHz	Nominal attenuation dB / 100 m
50 – 850	> 20
850 – 4500	> 15

Mecanical characteristics

- Operating temperature: Mobile station: -10°C +70°C
- Bend radius mini. : Mobile station: 63.50 mm

Applying regulation data

- Flame retardant : IEC 60332-1
- Conform to EN50575 : 2014 + A1 : 2016

Link lenghts

	SMPTE 292 M – 1.5 Gb/s	SMPTE 424 M – 3 Gb/s	SMPTE 2081.1 – 6 Gb/s
Theoretical length	68 m	46 m	60 m

Part nb	Jacket	Outer Ø	Weight	Packaging
UHD08370ULTRA	Black PUR	6.15 mm	45 kg / km	Custom length

FLEXIBLE UHDTV VIDEO CABLE: **UHD 1250 ULTRA**



UHD1250ULTRA

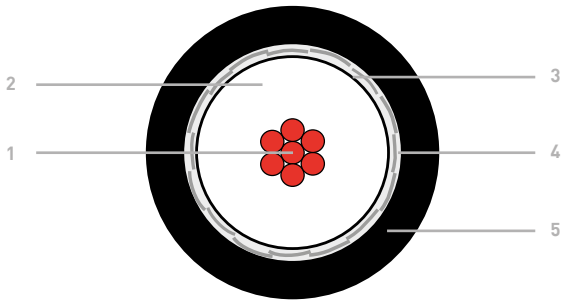

1. Core: 7 x 0.40 mm bare copper
2. Insulation conductor: Physical cellular PE Ø 5 mm
3. 1st shielding: Tin-plated copper braid
4. 2nd shielding: Tin-plated copper braid
5. Outer jacket: black PUR – Ø 6.95 mm

Product advantages

- Great performance
- Very flexible

Applications

- Mobile HDTV & UHDTV digital video links.
- HDTV video links 1.5 Gb/s (SMPTE 292 M compliant) and 3 Gb/s (SMPTE 424M compliant)
- UHD 4K video links (SMPTE 2081.1 compliant

Suitable plugs



Neutrik BNC
NBNC75BXU13



Neutrik crimp tool
HXRBNC



Neutrik crimping tool die
DIER BNC PU

Electrical characteristics

- Impedance : 75 Ω
- Capacitance : 54 pF/m
- Attenuations:

Frequency MHz	Nominal attenuation dB / 100 m
100	9.84
1000	34.45
1500	43.63
3000	66.60

- Return Loss (dB) :

Frequency MHz	Nominal attenuation dB / 100 m
30 – 300	> 25
300 – 900	> 20
900 – 3000	> 18

Mecanical characteristics

- Operating temperature: Mobile station: -10°C +70°C
- Bend radius mini. : Mobile station: 35 mm

Applying regulation data

- Flame retardant : IEC 60332-1
- Conform to EN50575 : 2014 + A1 : 2016

Link lenghts

	SMPTE 292 M – 1.5 Gb/s *	SMPTE 424 M – 3 Gb/s *	SMPTE 2081.1 – 6 Gb/s
Tested lenght	212 m	130 m	-
Spare lenght	2 x 10 m	2 x 10 m	-
Validated link lenght	232 m	150 m	-
Theoretical length	-	-	101 m

* Tests made and validated by Tektronix Company

Part nb	Jacket	Outer Ø	Weight	Packaging
UHD1250ULTRA	BLACK PUR	6.95 mm	53 kg / km	Custom length

FULL VGA VIDEO CABLE: **MCCFP**



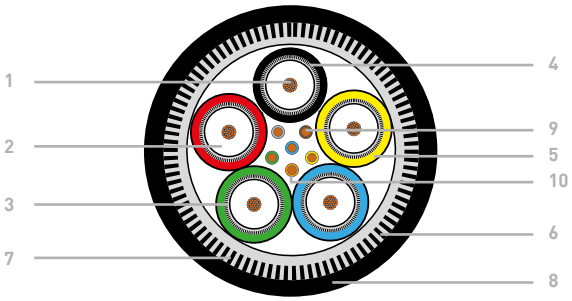

MOBILE FIXED CPR CERTIFIED

Product advantages

- Mobile and fixed installations
- Full VGA links
- VGA or multi-channel composite video links lower at 30 m

COAXIAL 75 Ω

1. Core: bare copper
2. Conductor insulation : cellular PE
3. 1st Shielding: Aluminium foil
4. 2nd Shielding: Tin-plated copper braid
5. Color coding inner coaxial cables: red, green, blue, white & black - Ø 2.80 mm

6. 1st Shielding: Aluminium foil
7. 2nd Shielding: Tin-plated copper braid
8. Plenum jacket: Black PVC - Ø 9.60 mm

CONDUCTORS

9. Core: Tin-plated copper
10. Plenum jacket: PVC vert, blue, jaune, orange, marron, grey - Ø 0.82 mm

Mecanical characteristics

- Operating temperature: Mobile station : -5°C +60°C
  Fixed station : -30°C +70°C
- Bend radius : 8 x Ø

Applying regulation data

- Fire retardant: IEC 60332-1
- Conform to EN50575 : 2014 + A1 : 2016

Suitable plugs



BNC: DMC75xx Serie



Crimp tool PBNCC



Sleeves M50BRx



Male HD Sub D SDB15HDP

Female HD Sub D SDB15HDS

Part nb	Nb of coaxial cables	Nb of conductors	Jacket	Outer Ø	Weight	Packaging
MCCFP	5	6	Black PVC	9.60 mm	95 KG / KM	Custom length

VGA VIDEO CABLES



5XVCB100

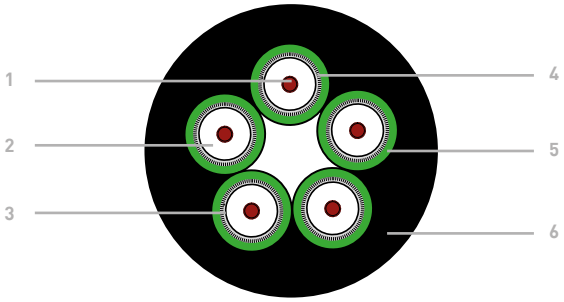

Product advantages

- 5VCB75 : fixed installation over distances longer than 30 m
- 5xVCB100 : fixed installations, mobile applications and very long distances (over 300m)

5VCB75
1. Core: Barre copper – 1 x 0.80 mm
2. Insulation: Cellular PE
3. Coaxial shielding: Alu foil + tin plated copper braid
4. Out. Ø coax.: 6.10 mm
5. Identification of inner coaxial cables: By number 1 to 5
6. Outer jacket: black PVC – Ø 18.60 mm

5XVCB100
1. Core: Barre copper – 7 x 0.40 mm
2. Insulation: Cellular PE
3. Coaxial shielding: Alu foil + tin plated copper braid
4. Out. Ø coax.: 6.90 mm
5. Identification of inner coaxial cables: By number 1 to 5
6. Outer jacket: black PVC – Ø 22.00 mm

Suitable plugs



BNC: DMC75xx Serie



Crimp tool: PBNCC



Sleeves: M50BRx

Cable Part nb	BNC Part nb	Sleeve Part nb	Crimping tool
5XVCB75	DVCB75HQ	M75Bx	PBNCS
5XVCB100	DVCB100HQ	M100Bx	

Applying regulation data

- Conform to EN50575 : 2014 + A1 : 2016

Part nb	Nb of coax.	Jacket	Out. Ø	Weigth	Packaging
5VCB75	5	Black PVC	18.60 mm	417 kg / km	Custom length
5xVCB100	5	Black PVC	22.00 mm	520 kg / km	Custom length

HDTV VIDEO CABLE: **5 X HD0628**



5XHD0628

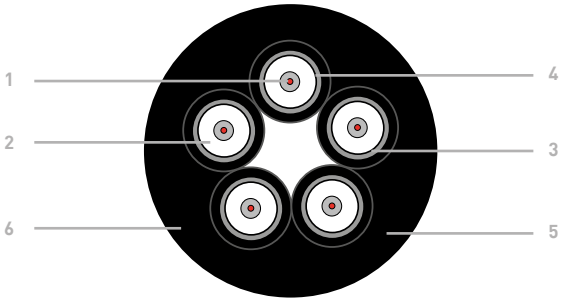

1. Core: 1 x 0.60 mm bare copper
2. Conductor insulation: Physical cellular PE
3. 1st shielding: Aluminium foil
4. 2nd shielding: Tin-plated copper braid
5. Outer jacket: Black PVC – Ø 4.60 mm
   Identification of inner coaxial cables: by number 1 to 5
6. Outer jacket: black PVC – Ø 15.20 mm

FIXED MOBILE UNBAL TV CERTIFIED

Product advantages

- Great performance
- Flexibility

Applications

- Multi-coax HDTV video cables complying with SMPTE 292M – 1.5 Gb/s & SMPTE424M – 3 Gb/s standards
- Analog and digital multi-channel video links.
- Mobile applications and fixed installations

Suitable plugs



Neutrik BNC
NBNC75BFG7



Neutrik crimp tool
HXRBNC



Neutrik crimp tool die
DIER BNC PG

Electrical characteristics

- Impedance: 75 Ω
- Capacitance: 56 pF/m +/- 2
- Attenuation:

Frequency MHz	Nominal attenuation (dB / 100 m)
100	10.60
1000	34.30
1500	43.00
3000	62.30

- Return Loss (dB) :

Frequency MHz	Return loss (dB)
300 - 1500	> 22
1500 - 3000	> 18

Mecanical characteristics

- Operating temperature: -20°C +70°C
- Bend radius : 10 x Ø

Link lengths

	SMPTE 292 M – 1.5 Gb/s	SMPTE 424 M – 3 Gb/s
Tested length	125 m	85 m
Spare lengths	2 x 10 m	2 x 10 m
Validated link length	145 m	105 m

Tests made and validated by Tektronix Company

Applying regulation data

- Conform to EN50575 : 2014 + A1 : 2016

Part nb	Jacket	Outer Ø	Weigth	Packaging
5XHD0628	Black PVC	15.20 mm	215 kg / km	Custom length

TRIAXIAL CABLES FOR PRODUCTION CAMERAS
TRIAX A2 - TRIAX B2



TRIAXA2

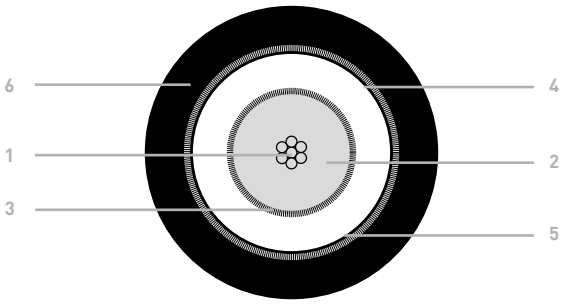

1. Core : Triax A2 : 7 x 0.35 mm tin-plated copper
   Triax B2 : 7 x 0.60 mm tin-plated copper
2. Conductor insulation : cellular PE
3. 1st shielding: Tin-plated copper braid
4. Intermediate jacket: cellular PE
5. 2nd shielding: Tin-plated copper braid
6. Outer jacket : black PVC

FIXED MOBILE CPR CERTIFIED

Product advantages TRIAX A2

- Flexibility
- Compactness
- Links lower at 100 m max.

Product advantages TRIAX B2

- Links over long distances

Applications

- Shooting on TV sets
- Transmission of video, remote control, power supply, IT and audio signals in one cable
- Ideal for fixed and mobile links

Electrical characteristics

- Impedance : 75 Ohm +/- 3
- Capacitance Triax A2 : 54 +/- 2 pF / m
  Capacitance Triax B2 : 58 +/- 2 pF / m
- Attenuations:

Frequency MHz	Nominal attenuation dB / 100 m	
	Triax A2	Triax B2
10	2.40	1.50
100	8.00	5.40
400	17.40	13.00

- Return Loss (dB) :

Frequency MHz	Return loss dB	
	Triax A2	Triax B2
30 - 300	> 25	> 23
300 - 600	> 20	> 20
600 - 900	> 20	> 20

Mecanical characteristics

- Operating temperature: fixed station : - 10°C + 70°C
- Bend radius mini. : fixed station : 91 mm

Applying regulation data

- Conform to EN50575 : 2014 + A1 : 2016

Part nb	Jacket	Outer Ø	Weight	Packaging
TRIAXA2	Black PVC	9.10 mm	111 kg / km	Custom length
TRIAXB2	Black PVC	13.00 mm	230 kg / km	Custom length

TRIAXIAL CABLES FOR PRODUCTION CAMERAS
TRIAX 8 - TRIAX 11



TRIAX8

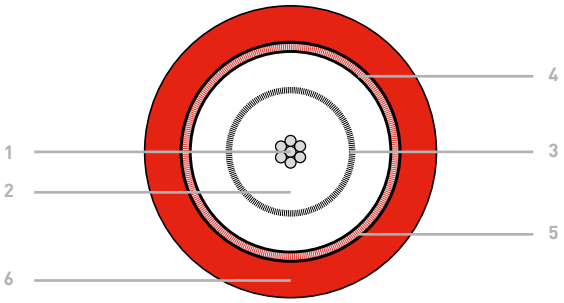

FIXED MOBILE CPR CERTIFIED

Product advantages

- High flexibility thaks to TPE jacket
- Core and braid in silver plated copper for better transmission properties
- Easy to wind
- Resistant to temperature changes

1. Core: Triax 8 : 7 x 0.35 mm silver plated copper
   Triax 11 : 19 x 0.25 mm silver plated copper
2. Conductor insulation: cellular PE
3. 1st shielding: silver plated copper braid
4. Intermediate jacket: cellular PE
5. 2nd shielding: bare copper braid
6. Outer jacket: red TPE

Applications

- Shooting on TV sets or outdoors
- Transmission of video, remote control, power supply, IT and audio signals in one cable
- Ideal for fixed and mobile links

Electrical characteristics

- Impedance: 75 Ohm +/- 3
- Capacitance: 54 +/- 2 pf / m
- Attenuations:

Frequency MHz	Nominal attenuation dB / 100 m	
	TRIAX 8	TRIAX 11
10	2.60	1.80
50	6.10	4.50
100	8.80	6.70

Mecanical characteristics

- Operating temperature: Fixed station: -40°C +70°C
  Mobile station: -25°C +60°C
- Bend radius mini. : Triax 8 : 60 mm
  Triax 11 : 80 mm

Applying regulation data

- Conform to EN50575 : 2014 + A1 : 2016

Part nb	Jacket	Outer Ø	Weight	Packaging
TRIAX8	Red TPE	8.00 mm	105 kg / km	Custom length
TRIAX11	Red TPE	11.20 mm	150 kg / km	Custom length

HYBRID CABLE FOR PRODUCTION CAMERA: **HDFO**



HDFO

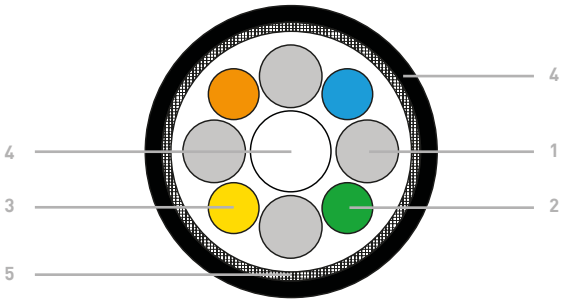



Product advantages

- Medium rodent protection
- Medium water tightness

1. Auxiliary conductors: 4 x 0.60 mm
   Composition of core: Multibrins en tin-plated copper
   AWG : 20
   Outer Ø : 1.00 mm
   Color coding of conductors: 2 x noir. 2 x blanc
2. Main conductors: 2 x 0.22 mm^2
   Composition of core: Multibrins en tin-plated copper
   AWG : 24
   Color coding of conductors: Rouge, grey
3. Optical fiber: 2 x single mode 9/125 µ
   Outer diameter: 9.50 mm
   Outer jacket: LSZH
   Color coding of fibers: blue / yellow
4. Strenght member: Steel
   Outer Ø : 1.60 mm
5. General shielding: tin-plated copper braid
6. Outer jacket: black PUR – Ø 9.20 mm

Applications

- Professional video production
- Transmission of video, remote control, power supply, IT and audio signals between camera units and end station TV
- Digital camera systems

Mecanical characteristics

- Max. tensile strenght: 1200 N
- Max. tensile strength during operation: 800 N
- Max. compressive strength: 2000 N
- Minimum bend radius: 65 mm
- UV resistance

Standard

- SMPTE311M
- Flame resistance : IEC 60332-1, IEC 60754-1, IEC 61034

Part nb	Jacket	Outer Ø	Weight	Packaging
HDFO	Black PUR	9.20 mm	125 kg / km	Custom length

NEUTRIK BNC CONNECTORS

HDTV BNC



NBNC75BFG7

Designation	Cable	Part nb	Packaging
Crimp straight BNC	UHD0628LSZH	NBNC75BFG7	1 unit
Crimp straight BNC	UHD08370LSZH	NBNC75BLP9	1 unit
Crimp straight BNC	UHD08370ULTRA	NBNC75BLP9 / NBNC75BLP9+	1 unit
Crimp straight BNC	UHD10460LSZH	NBNC75BTU11	1 unit
Crimp straight BNC	UHD12050FLEX	NBNC75BXU13	1 unit
Crimp straight BNC	UHD1250FLEXPUR	NBNC75BXU13	1 unit
Crimp straight BNC	UHD1250ULTRA	NBNC75BXU13	1 unit
Crimp straight BNC	UHD16720LSZH	NBNC75BVZ17	1 unit

COLOR IDENTIFICATION CAPS



Designation	Colors	Part nb	Packaging
Color caps for BNC	1– brown. 2– red. 3– orange. 4– yellow. 5– green. 6– blue. 7– purple. 8– grey. 9– white. 0– black	BSTBNCx	20 units

EMBASES BNC



NBB75DFI

Designation	Nickel shell	Black shell	Packaging
D-Series BNC chassis connector, isolated feedthrough female / female	NBB75DFI	NBB75DFIB	1 unit
D-Series BNC chassis connector, feedthrough female / female	NBB75DFG	NBB75DFGB	1 unit
Isolated BNC cable jack for panel mount, feedthrough	NBB75FI		1 unit

CRIMP TOOL



Designation	Part nb	Packaging
Crimp tool	HXRBNC	1 unit

CRIMP TOOL DIE

Designation	Cable	BNC	Part nb	Packaging
Crimp tool die for HXRBNC	UHD0628LSZH	NBNC75BFG7	DIERBNCPG	1 unit
Crimp tool die for HXRBNC	UHD08370LSZH	NBNC75BLP9	DIERBNCPC	1 unit
Crimp tool die for HXRBNC	UHD10460LSZH UHD1250FLEX	NBNC75BTU11 NBNC75BXU13	DIERBNCPS	1 unit
Crimp tool die for HXRBNC	UHD16720LSZH	NBNC75BVZ17	DIERBNCZ	1 unit

BNC CONNECTORS

CRIMP BNC PLUGS - 50 Ω



DMS50



DSS50

Designation	Cables	Part nb	Packaging
Crimp straight male BNC	RG174U	DMSER50	1 unit
Crimp straight male BNC	RG213U – KX4	BMS50	1 unit
Crimp straight male BNC	RG58CU	DMS50	1 unit

CRIMP BNC PLUGS - 75 Ω



DMSE75C



DVCB100HQ

Designation	Cables	Part nb	Packaging
Crimp straight male BNC	KX6 – RG59BU	DMSE75S	1 unit
Crimp straight male BNC	KX6 – RG59BU	DMSE75HQ	1 unit
Crimp straight female BNC	KX6 – RG59BU	DSSE75HQ	1 unit
Crimp straight male BNC	VCB75 – PW75	DVCB75MS	1 unit
Crimp straight male BNC – high quality	VCB75 – PW75	DVCB75HQ	1 unit
Crimp straight male BNC	VCB100	DVCB100SN	1 unit
Crimp straight male BNC – high quality	VCB100	DVCB100HQ	1 unit
Crimp straight male BNC	MC75 – MCCFP	DMC75S	1 unit
Crimp straight male BNC – high quality	MC75 – MCCFP	DMC75HQ	1 unit
Crimp straight female BNC	MC75 – MCCFP	DFC75	1 unit
Crimp straight male BNC – high quality	HD0628HQ (≥1.5 G/bs)	D0628HQ	1 unit

COMPRESSION BNC PLUG



Designation	Cables	Part nb	Packaging
Compression male BNC	KX6	DMSE75COMP	1 unit

CHASSIS CONNECTOR - 75 Ω



EB75HQ

Designation	Cables	Part nb	Packaging
Crimp BNC chassis connector	KX6 – RG59U	EB75HQ	1 unit

BNC CONNECTORS

PANEL FEEDTHROUGH BNC – 75 Ω



TPI75FFHQ

Designation	Part nb	Packaging
Isolated chassis connector feedthrough BNC Female / Female	TPI75FFHQ	1 unit

BNC COUPLERS – 75 Ω



ABFF75HQ



TMFF75HQ

Designation	Cables	Part nb	Packaging
Straight feedthrough BNC coupler - Female / Female	ABFF75HQ	1 unit	1 unit
T-coupler Male BNC / 2 x Female BNC	TMFF75HQ	1 unit	1 unit

BNC / CINCH ADAPTERS



NC1523



NC1524



NC1525

Designation	Part nb	Packaging
Male BNC / Male Cinch	NC1515	1 unit
Male BNC / Female Cinch	NC1523	1 unit
Female BNC / Male Cinch	NC1524	1 unit
Female Cinch / Female Cinch	NC1525	1 unit

BNC CONNECTORS

COLOR CODING BOOTS



Colors	Cables	Part nb	Packaging
Color boots: N : black	RG58	M50BN	10 units
Color boots: N: black – R: red – V: green – B: blue – J: yellow	MC75	M50BRx	10 units
Color boots: N: black – R: red – V: green – B: blue – J: yellow M: brown – G: grey – BL: white – O: orange VI: purple	KX6 – RG59 – PW75 – VCB75	M75Bx	10 units
Color boots: N: black – R: red – V: green – B: blue – J: yellow BL: white – VI: purple	VCB100	M100x	10 units

BNC CRIMP TOOLS



PBNCC

Designation	Cables	Part nb	Packaging
Crimp tool	RG174 – KX6 – MC75	PBNCC	1 unit
Crimp tool	KX6 – RG59 – PW75 – VCB75 – VCB100	PBNCS	1 unit
Compression tool	KX6	PBNCCOMP	1 unit

STRIPPER



SA332

Designation	Cables	Part nb	Packaging
Adjustable stripper	RG58 – RG174 – RG59 – KX6 – MC75 –VCB75 – VCB100	SA332	1 unit

TOOLBOX



KITS2CEB

Designation	Part nb	Packaging
Toolbox including: 1 crimp tool - PBNCS 1 stripper - SA332 1 cutting plier	KITS2CEB	1 unit

VGA CONNECTORS



SDB15HDP

Designation	Part nb	Packaging
Male (solder) D SUB 15-pin HD	SDB15HDP	1 unit
Female (solder) D SUB 15-pin HD	SDB15HDS	1 unit

HOUSING FOR VGA CONNECTORS



CAPOTVGA

Designation	Part nb	Packaging
Metal cap for 15-pin D SUB HD	CAPOTVGA	1 unit

LEMO TRIAXIAL CONNECTORS FOR BROADCASTING - PLUGS



FFA3T675CTAY92S

Designation	Cables	Part nb	Packaging
Male straight plug with cable clamping (solder version)	TRIAX A2 – TRIAX 8	FFA3T675CTAY 92S	1 unit
Male straight plug with cable clamping (solder version)	TRIAX B2	FFA3T675CTAY 13S	1 unit
Male straight plug with cable clamping (solder version)	TRIAX 11	FFA3T675CTAY 11	1 unit

LEMO TRIAXIAL CONNECTORS FOR BROADCASTING - SOCKETS



PSA3T675CTLY92S

Designation	Cables	Part nb	Packaging
Female fixed socket with cable clamping, nut fixing (solder version)	TRIAX A2 – TRIAX 8	PSA3T675CTLY 92S	1 unit
Female fixed socket with cable clamping, nut fixing (solder version)	TRIAX B2	PSA3T675CTLY 13S	1 unit
Female fixed socket with cable clamping, nut fixing (solder version)	TRIAX 11	PSA3T675CTLY 11SH	1 unit

LEMO TRIAXIAL CONNECTORS FOR BROADCASTING – NUT FIXING SOCKET



Designation	Cables	Part nb	Packaging
Female fixed socket – nut fixing (solder version)	TRIAX A2 & B2 TRIAX 8 & 11	ERA3T675 CTL	1 unit

VGA – DVI – HDMI ADAPTERS

VGA



AVGAFF

Designation	Part nb	Packaging
VGA Female / VGA Female adapter	AVGAFF	1 unit
VGA Male / VGA Male adapter	AVGAMM	1 unit

VGA / BNC



CSVGAB1020

Designation	Part nb	Packaging
Male VGA / 5 x female BNC cord – 0.20 m	CSVGAB2020	1 unit
Male VGA / 5 x female BNC cord – 2 m	CSVGAB22	1 unit
Male VGA / 5 x male BNC cord – 0.20 m	CSVGAB1020	1 unit
Male VGA / 5 x male BNC cord – 2 m	CSVGAB12	1 unit
Female VGA / 5 x male BNC cord – 0.20 m	CSVGAFB1020	1 unit
Female VGA / 5 x male BNC cord – 2 m	CSVGAFB12	1 unit
Female VGA / 5 x female BNC – 0.20 m	CSVGAFB2020	1 unit
Female VGA / 5 x female BNC – 2 m	CSVGAFB22	1 unit

VGA / DVI



ADVIFMD15M

Designation	Part nb	Packaging
Female VGA / male DVI I adapter	ADVIMHD15F	1 unit
Male VGA / female DVI I adapter	ADVIFHD15M	1 unit

DVI / HDMI



ADVIFHDMIM

Designation	Part nb	Packaging
Female DVI-D / male HDMI adapter	ADVIFHDMIM	1 unit
Male DVI-D / female HDMI adapter	ADVIMHDMIF	1 unit

HDMI - USB ADAPTERS

HDMI / HDMI



AHDMIFF

Designation	Part nb	Packaging
HDMI adapter - Female / Female	AHDMIFF	1 unit

ANGLED HDMI / HDMI



AHDMIFMC

Designation	Part nb	Packaging
HDMI angled (90°) adapter - Female / Male	AHDMIFMC	1 unit

HDMI 2.0 D-HOUSINGS



NAHDMIW

Designation	Brand	Part nb	Packaging
HDMI 2.0 female / female feedthrough adapter – D-housing	NEUTRIK	NAHDMIW	1 unit
HDMI 2.0 female feedthrough adapter – D-housing - Black metal	NEUTRIK	NAHDMIW	1 unit

ANALOG VIDEO CORDS

MINIATURE ANALOG VIDEO CORDS – BNC / BNC



CVB751

Connector 1	Connector 2	Cable
Straight male BNC – DMC75HQ Black boot – M50BRN	Straight male BNC – DMC75HQ Black boot – M50BRN	MC75

Part nb	Length*	Packaging
CVB75025	0.25 m	1 unit
CVB751	1 m	1 unit
CVB752	2 m	1 unit
CVB755	5 m	1 unit
CVB7510	10 m	1 unit
CVB7515	15 m	1 unit
CVB7520	20 m	1 unit
CVB7530	30 m	1 unit

* Other lengths upon request

ANALOG VIDEO CORDS - BNC / BNC



CORDKX6A1

Connector 1	Connector 2	Cable
Straight male BNC – DMSE75HQ Green boot – M75BV	Straight male BNC – DMSE75HQ Green boot – M75BV	KX6

Part nb	Length*	Packaging
CORDKX6A1	1 m	1 unit
CORDKX6A2	2 m	1 unit
CORDKX6A5	5 m	1 unit
CORDKX6A10	10 m	1 unit
CORDKX6A15	15 m	1 unit
CORDKX6A20	20 m	1 unit
CORDKX6A25	25 m	1 unit
CORDKX6A30	30 m	1 unit
CORDKX6A50	50 m	1 unit
CORDKX6A100	100 m	1 unit

* Other lengths upon request

ANALOG VIDEO CORDS - CINCH / CINCH



CORDKX6AR1

Connector 1	Connector 2	Cable
Male cinch - white ring - RCAMOB	Male cinch - white ring - RCAMOB	KX6

Part nb	Length*	Packaging
CORDKX6AR1	1 m	1 unit
CORDKX6AR2	2 m	1 unit
CORDKX6AR5	5 m	1 unit
CORDKX6AR10	10 m	1 unit
CORDKX6AR15	15 m	1 unit
CORDKX6AR20	20 m	1 unit
CORDKX6AR25	25 m	1 unit

* Other lengths upon request

DIGITAL & HDTV VIDEO CORDS

DIGITAL VIDEO CORDS - BNC / BNC



CORDPW751

Connector 1	Connector 2	Cable
Straight male BNC – DVCB75HQ Purple boot – M75BVI	Straight male BNC – DVCB75HQ Purple boot – M75BVI	PW75

Part nb	Length*	Packaging
CORDPW751	1 m	1 unit
CORDPW752	2 m	1 unit
CORDPW755	5 m	1 unit
CORDPW7510	10 m	1 unit
CORDPW7515	15 m	1 unit
CORDPW7520	20 m	1 unit
CORDPW7525	25 m	1 unit
CORDPW7530	30 m	1 unit
CORDPW7550	50 m	1 unit

HDTV VIDEO CORDS - BNC / BNC



CUHD0628PVC11

Connector 1	Connector 2	Cable
Neutrik Straight male BNC – NBNC75BFG7	Neutrik Straight male BNC – NBNC75BFG7	UHD0628PVC

Part nb	Length*	Packaging
CUHD0628PVC1025	0.25 m	1 unit
CUHD0628PVC1050	0.50 m	1 unit
CUHD0628PVC11	1 m	1 unit
CUHD0628PVC12	2 m	1 unit
CUHD0628PVC15	5 m	1 unit
CUHD0628PVC110	10 m	1 unit
CUHD0628PVC115	15 m	1 unit
CUHD0628PVC120	20 m	1 unit
CUHD0628PVC125	25 m	1 unit
CUHD0628PVC130	30 m	1 unit
CUHD0628PVC140	40 m	1 unit

FLEXIBLE HDTV VIDEO CORDS - BNC / BNC



CUHD1250FL11

Connector 1	Connector 2	Cable
Neutrik Straight male BNC – NBNC75BXU13	Neutrik Straight male BNC – NBNC75BXU13	UHD1250FLEX

Part nb	Length*	Packaging
CUHD1250FL11	1 m	1 unit
CUHD1250FL12	2 m	1 unit
CUHD1250FL13	3 m	1 unit
CUHD1250FL15	5 m	1 unit
CUHD1250FL110	10 m	1 unit
CUHD1250FL115	15 m	1 unit
CUHD1250FL120	20 m	1 unit
CUHD1250FL125	25 m	1 unit
CUHD1250FL130	30 m	1 unit
CUHD1250FL140	40 m	1 unit

* Other lengths upon request

UHDTV VIDEO CORDS

UHDTV VIDEO CORDS - INSIDE / OUTSIDE - BNC / BNC



CUHD1250FLP15

Connector 1	Connector 2	Cable
Neutrik male BNC – NBNC75BXU13	Neutrik male BNC – NBNC75BXU13	UHD1250FLEXPUR

Part nb	Length*	Packaging
CUHD1250FLP15	5 m	1 unit
CUHD1250FLP110	10 m	1 unit
CUHD1250FLP115	15 m	1 unit
CUHD1250FLP120	20 m	1 unit
CUHD1250FLP125	25 m	1 unit
CUHD1250FLP130	30 m	1 unit
CUHD1250FLP140	40 m	1 unit

* Other lengths upon request

FLEXIBLE HDTV VIDEO CORDS - BNC / BNC - ON CABLE DRUM



CUHD1250FL150ROL

Connector 1	Connector 2	Cable
Neutrik male BNC – NBNC75BXU13	Neutrik male BNC – NBNC75BXU13	UHD1250FLEX
Black rubber cable drums with auxiliary spool – GT310RM & GT380RM (greater length ≥ 150 m)		

Part nb	Length*	Packaging
CUHD1250FL 150ROL	50 m	1 unit
CUHD1250FL 1100ROL	100 m	1 unit
CUHD1250FL 1150ROL	150 m	1 unit
CUHD1250FL 1200ROL	200 m	1 unit

* Other lengths upon request

HDTV VIDEO CORDS - INSIDE / OUTSIDE - BNC / BNC - ON CABLE DRUM



CUHD1250FLP150ROL

Connector 1	Connector 2	Cable
Neutrik male BNC – NBNC75BXU13	Neutrik male BNC – NBNC75BXU13	UHD1250FLEXPUR
Black rubber cable drums with auxiliary spool – GT310RM & GT380RM (greater length ≥ 150 m)		

Part nb	Length*	Packaging
CUHD1250FLP 150ROL	50 m	1 unit
CUHD1250FLP 1100ROL	100 m	1 unit
CUHD1250FLP 1150ROL	150 m	1 unit
CUHD1250FLP 1200ROL	200 m	1 unit

* Other lengths upon request

VIDEO BROADCAST ON AIR PRO CORDS

TRIAX A2 CORDS



CTRA215L

Connector 1	Connector 2	Cable
FFA3T675CTAY92S	FFA3T675CTAY92S	TRIAXA2

Part nb	Length*	Packaging
CTRA215L	5 m	1
CTRA2110L	10 m	1
CTRA2125L	25 m	1
CTRA2150L	50 m	1
CTRA21100L	100 m	1
CTRA21150L	150 m	1
CTRA21200L	200 m	1

* Other lengths upon request

TRIAX B2 CORDS



CTRB215L

Connector 1	Connector 2	Cable
FFA3T675CTAY13S	FFA3T675CTAY13S	TRIAXB2

Part nb	Length*	Packaging
CTRB215L	5 m	1
CTRB2110L	10 m	1
CTRB2125L	25 m	1
CTRB2150L	50 m	1
CTRB21100L	100 m	1
CTRB21150L	150 m	1
CTRB21200L	200 m	1

* Other lengths upon request

VIDEO BROADCAST ON AIR PRO CORDS

TRIAX 8 CORDS



CTR8215L

Connector 1	Connector 2	Cable
FFA3T675CTAY92S	FFA3T675CTAY92S	TRIAX8

Part nb	Length*	Packaging
CTR8215L	5 m	1
CTR82110L	10 m	1
CTR82125L	25 m	1
CTR82150L	50 m	1
CTR821100L	100 m	1
CTR821150L	150 m	1
CTR821200L	200 m	1

* Other lengths upon request

TRIAX 11 CORDS



CTR11215L

Connector 1	Connector 2	Cable
FFA3T675CTAY11	FFA3T675CTAY11	TRIAX11

Part nb	Length	Packaging
CTR11215L	5 m	1
CTR112110L	10 m	1
CTR112125L	25 m	1
CTR112150L	50 m	1
CTR1121100L	100 m	1
CTRB21150L	150 m	1
CTRB21200L	200 m	1

* Other lengths upon request

FIBER OPTIC SMPTE SYSTEM

HYBRID FIBER OPTIC SMPTE CORDS



Connector 1	Connector 2	Cable
LEMO female straight plug FUW3K93CTLM96 with LEMO cap GMF3K085EANZ	LEMO male straight plug PUW3K93CTLC96 with cap GMP3K085EANZ	HDFO

Part nb	Length	Packaging
CHDFO15L	5 m	1 unit
CHDFO110L	10 m	1 unit
CHDFO120L	20 m	1 unit
CHDFO150L	50 m	1 unit
CHDFO1100L	100 m	1 unit
CHDFO1200L	200 m	1 unit
CHDFO1300L	300 m	1 unit
CHDFO1500L	500 m	1 unit





ACCESSORIES

19’’ RACK PANELS

BLANK RACK PANELS



PAN119

Part nb	Height	Packaging
PAN119	1 U	1 unit
PAN219	2 U	1 unit
PAN319	3 U	1 unit
PAN419	4 U	1 unit

RACK PANELS WITH VENTILATION



PAN2192V

Part nb	Height	Packaging
PAN1191V	1 U	1 unit
PAN2192V	2 U	1 unit
PAN3193V	3 U	1 unit
PAN4194V	4 U	1 unit

RACK PANELS WITH D-SERIES MOUNTING HOLES



PAN11912

Part nb	Number of holes	Height	Packaging
PAN1198	8	1 U	1 unit
PAN11912	12	1 U	1 unit
PAN11916	16	1 U	1 unit
PAN21932	32	2 U	1 unit

PANELS WITH BNC MOUNTING HOLES



PAN11916T

Part nb	Number of holes	Height	Packaging
PAN11916T	16	1 U	1 unit
PAN21932T	32	2 U	1 unit

REAR TIE BAR



PANPCA

Part nb	Height	Packaging
PANPCA	Rear tie bar – 95mm	1 unit

STAGE BOXES



SB12



SB16



SB24



SB32



SB40

Part nb	Number of holes		Packaging
	D Serie	Stage box side exit format	
SB 8	8	1 cable gland	1 unit
SB 12	12	1 multi-pins rectangular socket	1 unit
SB 16	16	1 multi-pins rectangular socket	1 unit
SB 24	24	1 multi-pins rectangular socket	1 unit
SB 32	32	1 multi-pins rectangular socket	1 unit
SB 40	40	1 multi-pins rectangular socket	1 unit

REAR PANEL FOR 19” PANELS



SB192

Part nb	Height	Packaging
SB 192	2	1 unit
SB 193	3	1 unit
SB 194	4	1 unit
SB 195	5	1 unit

BLANKING PLATE



SBOBT

Part nb	Designation	Packaging
SBOBT	Blanking plate for multi-pins rectangular socket	1 unit

ADAPTING PLATES



SBOBT28

Part nb	Designation	Packaging
SBOBT22	Adapting plate for cable gland – Ø 22 mm	1 unit
SBOBT28	Adapting plate for cable gland – Ø 28 mm	1 unit
SBOBT37	Adapting plate for cable gland – Ø 37 mm	1 unit

TECHNIC RANGE CABINETS



Product avantages

- Aluminium welded thriedal angle and reinforced bar for a loading capacity up to 800 kg
- 12 U additionaly available in vertical way
- 180° opening doors to a better accessibility on the cabinet
- Large aperture up to 550 mm on the roof equipped with a panel brush
- Vertical cable management for patch cords
- Removable side panels
- Color: anthracite grey – RAL 7016

Characteristics

- Skeleton: reinforced 2 mm steel structure - Aluminium diecast tryedre
- Mounting: front & rear 19" mounting equipped with 3 vertical U
- Front door: secured & tempered glasses double door (800 mm)
  secured & tempered glassed single door (600 mm)
- Back door: full metal double door
- Roof: double roof extra slim equipped with large aperture.
- Cable management: vertical cable management

Mechanical characteristics

- Protection index (IP): IP20
- Mechanical index (IK): IK09 compliant to EN62262
- Operating temperature: -5°C to + 50°C

Part nb	Height	Width –mm	Depth–mm	Packaging
T2766	27 U	600	600	1 unit
T3366	33 U	600	600	1 unit
T3388	33 U	800	800	1 unit
T4266	42 U	600	600	1 unit
T4268	42 U	600	800	1 unit
T4286	42 U	800	600	1 unit
T4288	42 U	800	800	1 unit
T42810	42 U	800	1000	1 unit
T4788	47 U	800	800	1 unit

RACK SYSTEMS

19’’ FIXED PLATES



BPF1UXXXAD

Part nb	Height	Depth	Packaging
BPF1U450	1 U	450 mm	1 unit
BPF2U550	2 U	550 mm	1 unit

19’’ SLIDING PLATE



BPG1U550

Part nb	Height	Depth	Packaging
BPF1U550	1 U	550 mm	1 unit

FANS AND THERMOSTAT



ACB4V



ACTHERMOST

Part nb	Designation	Packaging
ACB2V	Bloc 2 fan unit for 19’’ cabinet range	1 unit
ACB4V	Bloc 4 fan unit for 19’’ cabinet range	1 unit

Part nb	Designation	Packaging
ACTHERMOST	Thermostat for ventilators	1 unit

ACCESSOIRIES



ACCASTOR

Part nb	Designation	Packaging
ACCASTOR	4 castors kit including 2 castors with brake	1 unit
BMASSE19	19’’ grounding kit - Equipped with 6 green/yellow wires 6 mm^2	1 unit

COFFRETS

19" WALL MOUNTED CABINETS ECOFF



ECOFF

Product advantages

- Avalaible in 450 & 600 mm depth
- Black color (RAL 9004)
- In option : set of 4 wheels
- Can be placed under a desk
- Front and rear 19'' mounting

Part nb	Nbr of U	Depth	Packaging
ECOFF6UP450T	6 U	450 mm	1 unit
ECOFF9UP450T	9 U	450 mm	1 unit
ECOFF12UP450T	12 U	450 mm	1 unit
ECOOF15UP450T	15 U	450 mm	1 unit
ECOFF9UP600	9 U	600 mm	1 unit
ECOFF12UP600	12 U	600 mm	1 unit
ECOOF15UP600	15 U	600 mm	1 unit

ACCESSORIES



ECOFFWHEEL

Part nb	Designation	Packaging
ECOFFWHEEL	Set of 4 wheels	1 unit
ECOFFAN1V	Bloc of 1 fan	1 unit
ECOFFAN2V	Bloc of 2 fans	1 unit

19’’ ACCESSORIES

BLACK STEEL SHELVES



ETA0119

Part nb	Height	Dimensions			Packaging
		Width - mm	Height - mm	Depth – mm	
ETA 0119	1 U	443	44	300	1 unit
ETA 0219	2 U	443	88	300	1 unit
ETA 0319	3 U	443	132	300	1 unit

19’’ RACK INSERTS



ETA0219R

Part nb	Height	Dimensions			Packaging
		Width - mm	Height - mm	Depth – mm	
ETA 0219 R	2 U	440	88	250	1 unit

DRAWERS WITH LOCK



TIR219F

Part nb	Height	Packaging
TIR 219 F	2 U	1 unit
TIR 319 F	3 U	1 unit
TIR 419 F	4 U	1 unit

CABLE REELS SCHILL

PROFESSIONAL LINE: HT SERIES



Designation				
Black metal cable drums with blank cover				
Part nb	**Outer Ø (mm)**	**Ø Core (mm)**	**Drum width (mm)**	**Weight (kg)**
HT380	380	178	142	5.28
HT480	460	178	142	7.31
HT481	460	240	170	7.87
HT482	460	320	170	8.27
HT582	580	320	170	12.53

PROFESSIONAL LINE: GT SERIE



Designation				
Black rubber cable drums with blank cover				
Part nb	**Outer Ø (mm)**	**Ø Core (mm)**	**Drum width (mm)**	**Weight (kg)**
GT310	310	170	112	1.76
GT380	380	236	166	4.15
GT450	445	295	177	5.58

PROFESSIONAL LINE: GTxxRM SERIE



Designation				
Black rubber cable drums with auxiliary spool				
Part nb	**Outer Ø (mm)**	**Ø Core (mm)**	**Drum width (mm)**	**Weight (kg)**
GT235RM	235	135	110	1.02
GT310RM	310	170	132	1.76
GT380RM	380	236	182	4.25
GT450RMFK	445	296	187	5.60

CABLE REELS SCHILL

STAGE LINE: SK47 SERIE



Designation				
Black metal stage cable drums				
Part nb	**Outer Ø (mm)**	**Ø Core (mm)**	**Drum width (mm)**	**Weight (kg)**
SK4700	460	280	250	17.90
SK4701	460	280	450	19.20

OPTIONS



KOMBSO



KOMBRM



GT24D



GTADP3

Designation	Part Nb
Blanking covers GT cable reel serie	KOMBxxSO
Cable coiling support for GT cable reel serie	KOMBxxRM
Front panel with 1 D serie hole for GT cable reel serie	GT1D
Front panel with 8 D serie hole for GT cable reel serie	GT8D
Front panel with 24 D serie hole for GT cable reel serie	GT24D
Front panel adapter for GT380 cable reel	GTADP3
Front panel adapter for GT450 cable reel	GTADP4

CABLE DRUM CAPACITY

Part nb	Ø 7.00 mm cable	Ø 10.00 mm cable	Ø 12.00 mm cable	Ø 15.00 mm cable	Ø 20.00 mm cable	Ø 30.00 mm cable
GT235	57 m	30 m	19 m	11 m	-	-
GT310	128 m	64 m	39 m	22 m	12 m	-
GT380	237 m	114 m	82 m	43 m	24 m	-
GT450	286 m	138 m	99 m	52 m	29 m	10 m
HT380	231 m	115 m	72 m	44 m	28 m	13 m
HT480	380 m	186 m	114 m	60 m	46 m	15 m
HT481	372 m	193 m	130 m	79 m	41 m	15 m
HT482	278 m	137 m	81 m	50 m	27 m	11 m
HT582	578 m	296 m	187 m	117 m	64 m	26 m
SK4700	462 m	247 m	154 m	105 m	52 m	26 m
SK4701	846 m	446 m	285 m	198 m	96 m	49 m





AUDIOVISUAL

There are more and more audio and video needs in buildings.
Classrooms, offices and meeting rooms are increasingly fitted with audiovisual equipment, such as video projectors, interactive boards and sound systems.



These signals can be classified into 3 categories :

- Video signals : VGA, DVI, USB links
- Audio signals: Cinch, 3.50 mm stereo jack, XLR links.
- Audio Video signals : HDMI

S2CEB offers a range of cables, cords and wallplates able to meet all audiovisual needs of a building.

This range enables simple, fast installation and use.

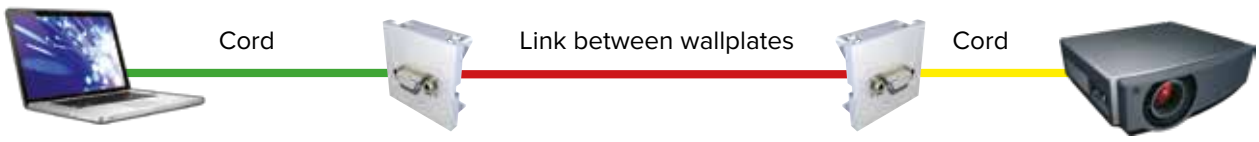

To realize an audiovisual pre-cabling installation, we need to use:

WALLPLATES



WALLPLATE WITH WELDED CONNECTORS

This is the most economical solution.
It guarantees the best connection quality but requires precision welding expertise.
Size : 45 x 45



WALLPLATE WITH FEED-TROUGHT CONNECTOR

Implementation of the installation is very simple. The connection is made at the front and back of the wall plate with a cord. A conduit needs to be used which is sufficiently deep to receive a cord with a ferrite and permit connection of the cord to the back of the wall plate.
Size : 45 x 45



PRE-CABLED WALLPLATE

A simple solution and excellent quality connection. In this case, there is a cord connected at each end to a wall plate. This solution requires precise measurement and good definition of the type of connection desired.
Size : 45 x 45



WALLPLATE WITH TERMINAL

ultra-fast and very easy connection. Simply insert a cable, previously set to the terminal blocks of wall plate by following the wiring diagram.
Size : 45 x 45

CORDS

Cords are used throughout the installation to connect the devices to a patch, or to crosspatch them.

We offer a complete range of cords adapted to every link in a building: VGA, DVI, HDMI, audio, power...

According to their use, we offer different cord typologies:

CORDS WITH CONNECTORS AT EACH END

Male/ Male connectors



Male/ Female connectors



ADAPTER CORDS: DIFFERENT TYPES OF CONNECTORS AT EACH END

Connectors VGA to BNC



CORDS WITH A CONNECTOR TO CRIMPED CONDUCTORS

To connect directly to a wallplate with terminals. E.g. video projector



CORDS WITH CRIMPED CONDUCTORS AT EACH END

Ideal to interconnect faceplates



CONNECTORS

Without connectors, no possible links.

Each type of link uses its own connector.

Please note that the type of connector to use is determined by the input / output equipment connectors to connect.



SDB15HDP

VIDEO CONNECTORS

For VGA links: male & female HD15 sub D, VGA metal cover, BNC
For composite video: BNC & color boots.



RCAMOR

AUDIO CONNECTORS

For balanced audio link: male & female XLR, 3.50 mm stereo jack...
For unbalanced audio link: cinch.

ADAPTERS & COUPLERS

Adapters and couplers allow the direct connection between different types of cords and wallplates...
Its offer high degree of modularity during the installation.

- Male DVI I / Female VGA, Female DVI I / Male VGA adapters
- Female DVI D / Male HDMI, Male DVI D / Female HDMI adapters
- Female BNC / Male cinch, Male BNC / Female cinch adapters
- Straight Female / Female HDMI, Angled Female / Male couplers
- Straight or T BNC couplers
- Female / female cinch coupler



réf. ADVIFHDMIM

VGA LINKS



VGA (Video Graphics Array) is the computer display standard.
It allows to display computer screens on a video projector, a monitor...
This kind of link is used to display informations in meeting rooms, classrooms, waiting halls, train stations, airports...

There are several VGA standards. They differ by their display resolution, henceforth its dimensions.

Standard	Horizontal Resolution	Vertical Resolution	Pixel Number
WUXGA	1920	1200	2 304 000
UXGA	1600	1200	1 920 000
SXGA+	1400	1050	1 470 000
SXGA	1280	1024	1 310 720
WXGA	1366	768	1 049 088
XGA	1024	768	786 432
SVGA	800	600	480 000
WVGA	852	480	408 960
VGA	640	480	307 200

VGA OR FULL VGA: WHAT DIFFERENCES?

VGA standard supports picture resolutions up to1920 x 1080 pixels.
To transport these signals, cables made of 5 coax. are needed (e.g. MC05. AV5HD...) and cords made of 3 coax. + 4 wires.

Monitors with 16/9 or 16/10... ratios require to use cords made of 3 coax. and 8 wires.
They may need a 5V power voltage (via pin 9 of the D-Sub).
Full VGA requires 5-coax. + 6-wire cables (e.g. MCCFP) and CSVGA-type cords

VGA CONNECTORS

VGA links use most oftenly D-Sub 15-pin HD connectors.
Thanks to their compact dimensions (15 pins on 3 rows), these D-Sub can be mounted on many devices (monitors, laptops, video cards...).
Wires are soldered.



Sub D HD15 Male - réf. SDB15HDP

This format only allows to use small diameter coaxial cables.
To use large diameter cables (e.g. 5XVCB100), the only way is to use crimped BNC connectors.
It is then necessary to use adapters to connect on a VGA sub-D connector (e.g. BNC to VGA adapter).

VGA CONNECTOR WIRING

1. Video – red component
2. Video – green component
3. Video – blue component
4. Not connected
5. Ground
6. Ground – red component
7. Ground – green component
8. Ground – blue component
9. +5V Power
10. Sync ground
11. Monitor ID
12. DDC SDA
13. Horizontal sync
14. Vertical sync
15. DDC SCL

What we offer a wide range of VGA wallplates and wallplates combining VGA and audio connections (cinch or 3.50 mm stereo jack).

OUR PRODUCT OFFERS

We offer a wide range of VGA wallplates.

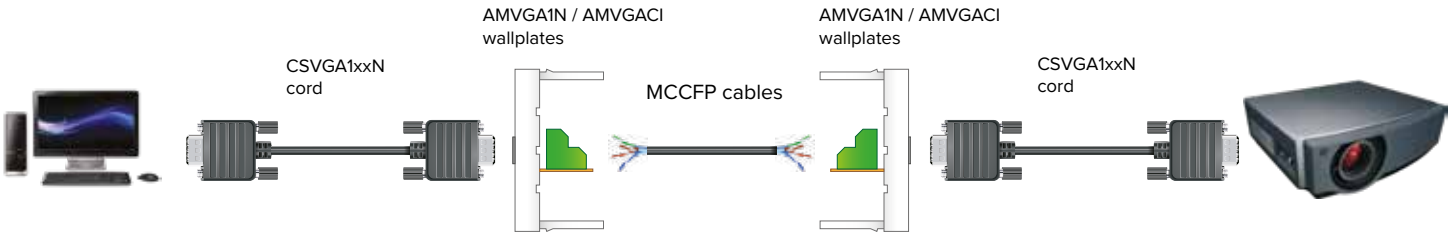

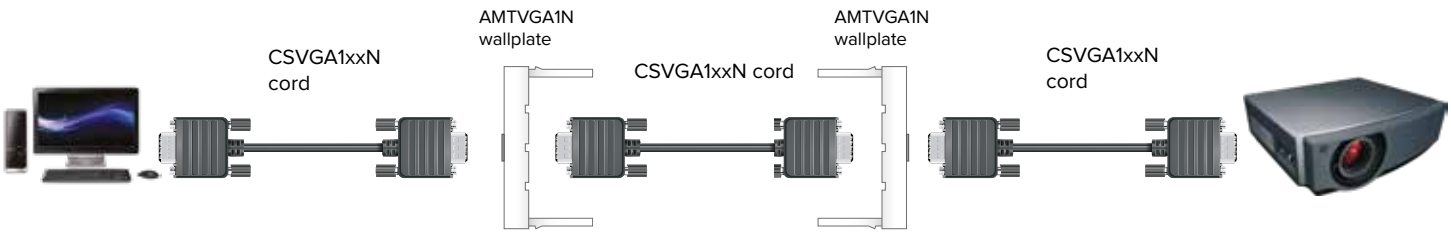

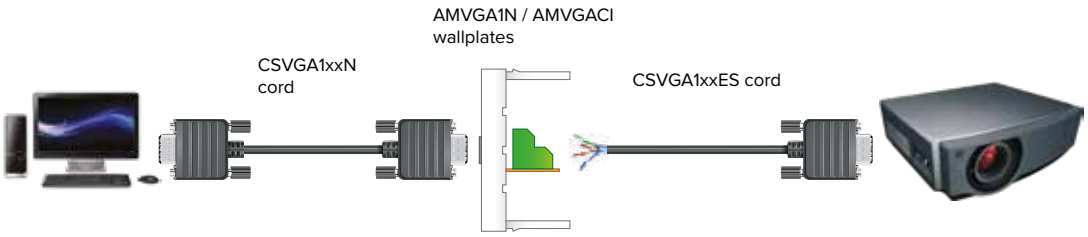

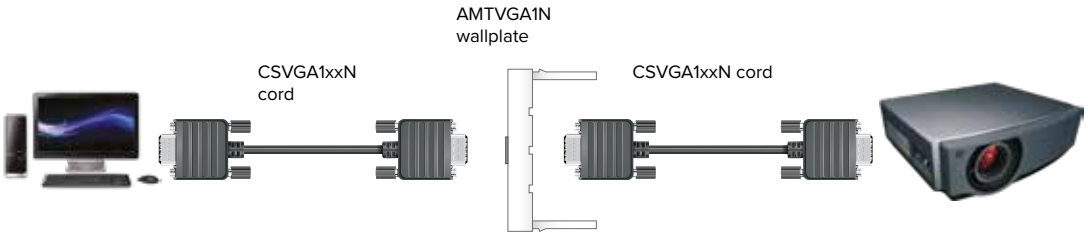

Type of wallplate	Type of connection	Part nb	Recommanded cable	Recommanded cord	Technical constraints
VGA	Soldered	AMVGA1N	MCCFP	-	Length max. 30 m
VGA	Feed-throught	AMTVGA1N	-	CSVGA1xxN	Length max. 30 m
VGA	With terminal	AMVGACI	MCCFP	CSVGA1xxES MCCFP1xxNC	Length max. 30 m Length max. 30 m
VGA	With cord with female plug – 0.20 m	AMVGA2020N	-	CSVGA1xxN	Length max. 30 m

VGA WALLPLATES

Our wallplates' dimensions are: 45 x 45mm.
Their 4 fixing points suppress any tearing risk.



Designation	Connexion mode	To be used with:	Part nb
Female / female VGA wallplate with crossing	Direct link with cord	Full VGA cords, type: CSVGA1xx	AMTVGA1N

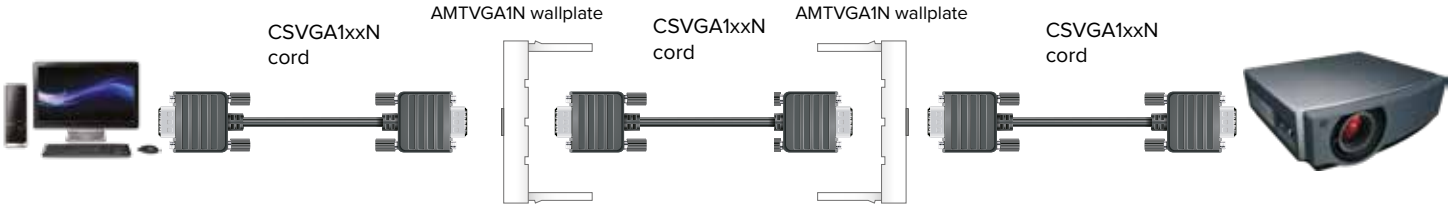



Designation	Connexion mode	To be used with:	Part nb
Wallplate with female VGA socket	Soldered	VGA cable, type: MCCFP	AMVGA1N

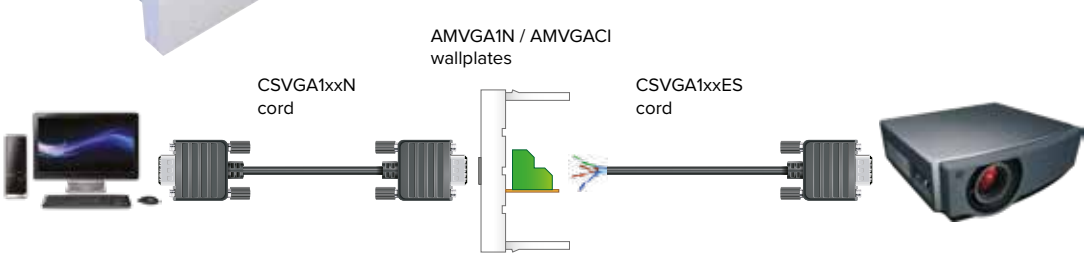



Designation	Connexion mode	To be used with:	Part nb
Wallplate with female VGA socket	With terminal	Cords with crimped ends, type: CSVGA1xxES ...	AMVGACI

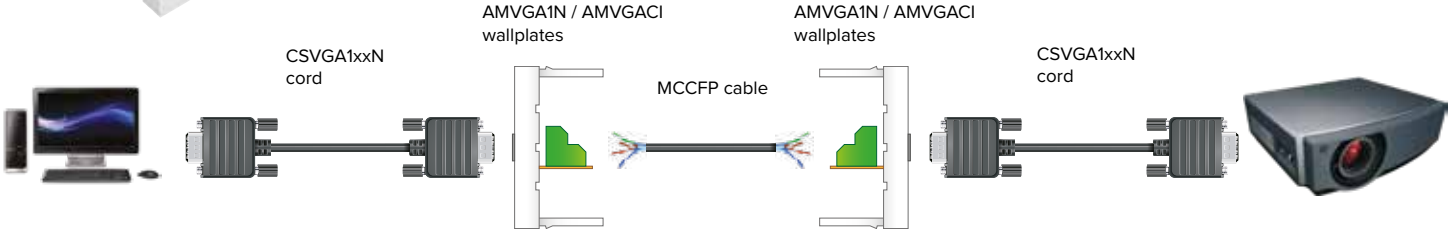

FULL VGA WALLPLATES WITH CORDS

VGA WALLPLATE WITH VGA FEMALE CORD



VGA connector width requires to use a 50-mm sheath/conduit.

Designation	Part nb	Packaging
Wallplate with VGA female socket and Full VGA female cord – 0.20 m	AMVGA2020N	1 unit

FULL VGA WALLPLATE WITH VGA MALE CORD



VGA connector width requires to use a 50-mm sheath/conduit.

Designation	Part nb	Packaging
Wallplate with VGA female socket and Full VGA male cord – 5 m	AMVGA15N	1 unit
Wallplate with VGA female socket and Full VGA male cord – 10 m	AMVGA110N	1 unit
Wallplate with VGA female socket and Full VGA male cord – 15 m	AMVGA115N	1 unit

FULL VGA WALLPLATE WITH MOULDED VGA MALE CORD



VGA connector width requires to use a 50-mm sheath/conduit.

Designation	Part nb	Packaging
Wallplate with VGA female socket and moulded Full VGA male cord – 5 m	AMCSVGA15N	1 unit
Wallplate with VGA female socket and moulded Full VGA male cord – 10 m	AMCSVGA110N	1 unit
Wallplate with VGA female socket and moulded Full VGA male cord – 15 m	AMCSVGA115N	1 unit

FERRITE COIL



You will find a ferrite coil on all the VGA, HDMI and DVI cords we offer.
This magnetic ceramic acts as a filter, to suppress induced interferences. It acts an inductive/resistive circuit, and absorbs HF parasites by Joule effect – which ensures a better quality signal.

VIDEO VGA CORDS

MOULDED FULL VGA MALE / MALE CORDS



These cords can be used to connect 2 VGA faceplates with a crossing socket – réf. AMTVGA1N.
VGA connector width requires to use a 50-mm sheath/conduit.

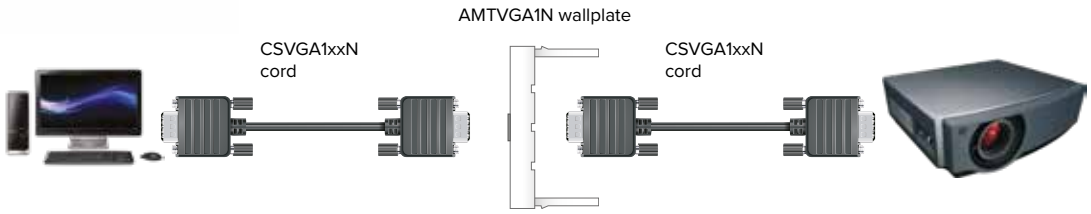

Connector 1	Connector 2
Male moulded HD15 with ferrite	Male moulded HD15 with ferrite

Designation	Part nb	Packaging
Moulded FULL VGA HD15 Cord – Male/ Male – 1 m	CSVGA 11N	1 unit
Moulded FULL VGA HD15 Cord – Male/ Male – 2 m	CSVGA 12N	1 unit
Moulded FULL VGA HD15 Cord – Male/ Male – 3 m	CSVGA 13N	1 unit
Moulded FULL VGA HD15 Cord – Male/ Male – 5 m	CSVGA 15N	1 unit
Moulded FULL VGA HD15 Cord – Male/ Male – 10 m	CSVGA 110N	1 unit
Moulded FULL VGA HD15 Cord – Male/ Male – 15 m	CSVGA 115N	1 unit
Moulded FULL VGA HD15 Cord – Male/ Male – 20 m	CSVGA 120N	1 unit
Moulded FULL VGA HD15 Cord – Male/ Male – 30 m	CSVGA 130N	1 unit

MOULDED FULL VGA MALE / CRIMPED TERMINALS CORDS





These cords are compatible with VGA wallplates with terminals – réf. AMVGACI.
They are wired in our workshop, and supplied with wiring plan.
Sheath/conduit width to host this type of cord is 32mm

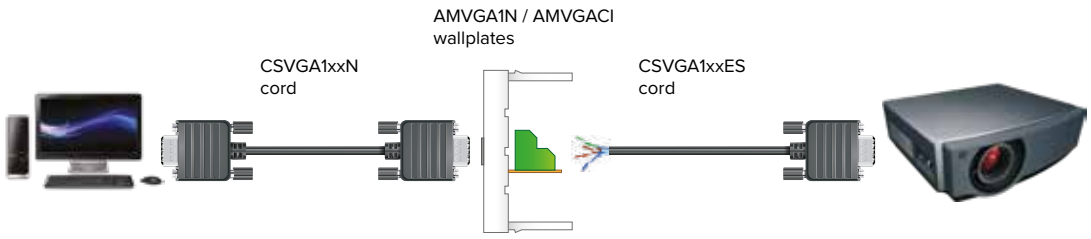

Connector 1	Connector 2
Male moulded HD15 with ferrite	Crimped terminals

Part nb	Length	Packaging
Moulded FULL VGA HD15 Cord – Male/ crimped terminals – 5 m	CSVGA 15ES	1 unit
Moulded FULL VGA HD15 Cord – Male/ crimped terminals – 10 m	CSVGA 110ES	1 unit
Moulded FULL VGA HD15 Cord – Male/ crimped terminals – 15 m	CSVGA 115ES	1 unit
Moulded FULL VGA HD15 Cord – Male/ crimped terminals – 20 m	CSVGA 120ES	1 unit
Moulded FULL VGA HD15 Cord – Male/ crimped terminals – 30 m	CSVGA 130ES	1 unit

VGA CORDS AND ADAPTERS

FULL VGA CORDS CRIMPED TERMINALS / CRIMPED TERMINALS





These cords can be used to connect 2 VGA wallplates with terminals – réf. AMVGACI.
They are wired in our workshop, and supplied with wiring plan.
Sheath/conduit width to host this type of cord is 20 mm

Connector 1	Connector 2	Cable
Crimped terminals	Crimped terminals	MCCFP

Designation	Part nb	Packaging
FULL VGA Cord – Crimped terminals/ Crimped terminals – 5 m	MCCFP 15NC	1 unit
FULL VGA Cord – Crimped terminals/ Crimped terminals – 10 m	MCCFP 110NC	1 unit
FULL VGA Cord – Crimped terminals/ Crimped terminals – 15 m	MCCFP 115NC	1 unit
FULL VGA Cord – Crimped terminals/ Crimped terminals – 20 m	MCCFP 120NC	1 unit
FULL VGA Cord – Crimped terminals/ Crimped terminals – 25 m	MCCFP 125NC	1 unit
FULL VGA Cord – Crimped terminals/ Crimped terminals – 30 m	MCCFP 130NC	1 unit

FULL VGA VIDEO CABLE

MCCFP



MCCFP

Product advantages

- Mobile and fixed installations
- Full VGA links
- VGA or multi-channel composite video links lower at 30 m

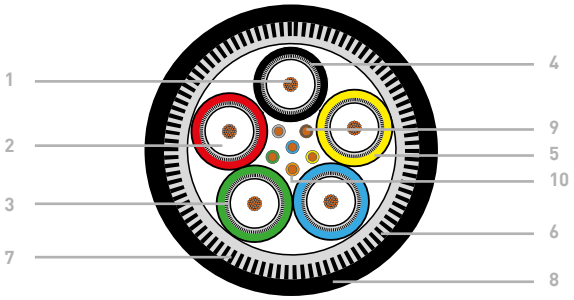

COAXIAL 75 Ω

1. Core: bare copper
2. Conductor insulation : cellular PE
3. 1st Shielding: Aluminium foil
4. 2nd Shielding: Tin-plated copper braid
5. Color coding inner coaxial cables: red, green, blue, white & black - Ø 2.80 mm
6. 1st Shielding: Aluminium foil
7. 2nd Shielding: Tin-plated copper braid
8. Plenum jacket: Black PVC - Ø 9.60 mm

CONDUCTORS

9. Core: Tin-plated copper
10. Plenum jacket: PVC vert, blue, jaune, orange, marron, grey - Ø 0.82 mm

Suitable plugs



BNC: DMC75xx Serie



Crimp tool : PBNCC



Sleeves : M50BRx



Male HD Sub D: SDB15HDP

Female HD Sub D: SDB15HDS

Part nb	Nb of coaxial cables	Nb of conductors	Jacket	Outer Ø	Weight	Packaging
MCCFP	5	6	Black PVC	Ø 9.60 mm	95 kg / km	Custom length

VGA VIDEO CABLES



5XVCB100

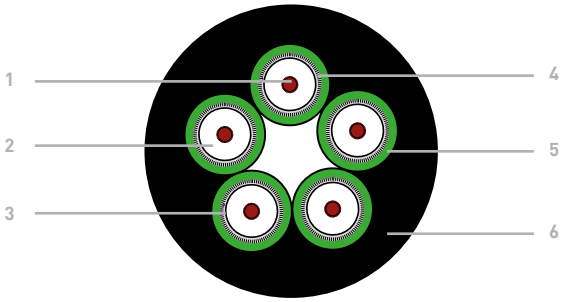

Product advantages

- 5VCB75 : fixed installation over distances longer than 30 m
- 5xVCB100 : fixed installations, mobile applications and very long distances (over 300m)

5VCB75
1. Core: Barre copper – 1 x 0.80 mm
2. Insulation: Cellular PE
3. Coaxial shielding: Alu foil + tin plated copper braid
4. Out. Ø coax.: 6.10 mm
5. Identification of inner coaxial cables: By number 1 to 5
6. Outer jacket: black PVC – Ø 18.60 mm

5XVCB100
1. Core: Barre copper – 7 x 0.40 mm
2. Insulation: Cellular PE
3. Coaxial shielding: Alu foil + tin plated copper braid
4. Out. Ø coax.: 6.90 mm
5. Identification of inner coaxial cables: By number 1 to 5
6. Outer jacket: black PVC – Ø 22.00 mm

Suitable plugs


BNC


Crimp tool


Sleeves

Cable Part nb	BNC Part nb	Sleeve Part nb	Crimping tool
5VCB75	DVCB75HQ	M75Bx	PBNCS
5XVCB100	DVCB100HQ	M100Bx	

Applying regulation data

- Conform to EN50575 : 2014 + A1 : 2016

Part nb	Nb of coax.	Jacket	Out. Ø	Weigth	Packaging
5VCB75	5	Black PVC	18.60 mm	417 kg / km	Custom length
5xVCB100	5	Black PVC	22.00 mm	520 kg / km	Custom length

VGA VIDEO CONNECTORS

VGA CONNECTORS



Designation	Part nb	Packaging
Male 15-pin D-Sub HD solder version	SDB15HDP	1 unit
Female 15-pin D-Sub HD solder version	SDB15HDS	1 unit

CAP FOR VGA CONNECTORS



Designation	Part nb	Packaging
Metal cap for 15-pin D-Sub HD	CAPOTVGA	1 unit

BNC CONNECTORS



DMC75S

Designation	Cables	Part nb	Packaging
Crimp straight male BNC	MCCFP	DMC75S	1 unit
Crimp straight male BNC – high quality	MCCFP	DMC75HQ	1 unit
Crimp straight male BNC	5VCB75	DVCB75MS	1 unit
Crimp straight male BNC – high quality	5VCB75	DVCB75HQ	1 unit
Crimp straight male BNC	5XVCB100	DVCB100SN	1 unit
Crimp straight male BNC – high quality	5XVCB100	DVCB100HQ	1 unit

COLOR CODING BOOTS



Designation	Cables	Part nb	Packaging
Color boots: N: black – R: red – V: green – B: blue – J: yellow	MCCFP	M50BRx	10 units
Color boots: N: black – R: red – V: green – B: blue – J: yellow	5VCB75	M75Bx	10 units
Color boots: N: black – R: red – V: green – B: blue – J: yellow	5xVCB100	M100x	10 units

BNC CRIMP TOOLS



PBNCC

Designation	Cables	Part nb	Packaging
Crimp tool	MCCFP	PBNCC	1 unit
Crimp tool	5VCB75 – 5xVCB100	PBNCS	1 unit

VGA ADAPTERS

Adapters offer many possibilities.

They are used to link up cords, to extend their length (caution: losses possible!)
Signal degradation consecutive to link breakage may reach 3 or 4 dB.

They are used to modifiy the connector typology
e.g. VGA plug to BNC plug, or VGA format to DVI.

VGA



AVGAFF

Designation	Part nb	Packaging
Male VGA / Male VGA adapter	AVGAFF	1 unit
Male VGA / Male VGA adapter	AVGAMM	1 unit

VGA / BNC



CSVGAB1020

Designation	Part nb	Packaging
Male VGA / 5 x male BNC cord – 0.20 m	CSVGAB2020	1 unit
Male VGA / 5 x male BNC cord – 2 m	CSVGAB22	1 unit
Male VGA / 5 x male BNC cord – 0.20 m	CSVGAB1020	1 unit
Male VGA / 5 x male BNC cord – 2 m	CSVGAB12	1 unit
Male VGA / 5 x male BNC cord – 0.20 m	CSVGAFB1020	1 unit
Male VGA / 5 x male BNC cord – 2 m	CSVGAFB12	1 unit
Male VGA / 5 x male BNC cord – 0.20 m	CSVGAFB2020	1 unit
Male VGA / 5 x male BNC cord – 2 m	CSVGAFB22	1 unit

VGA / DVI



ADVIFMD15M

Designation	Part nb	Packaging
Male VGA / Male DVI I adapter	ADVIMHD15F	1 unité
Male VGA / Male DVI I adapter	ADVIFHD15M	1 unité

VGA + AUDIO 2 CINCHS WALLPLATES



The VGA + audio link is used to connect, via a single link, your PC's video card to a video projector, and your PC's audio output to speakers.

Designation	Connexion mode	To be used with:	Part nb
Wallplate with female VGA socket + 2 cinchs female (red/white)	Soldered	Cable VGA Type: MCCFP Cables Audio Type: DUAL22...	AMVGA2R1N

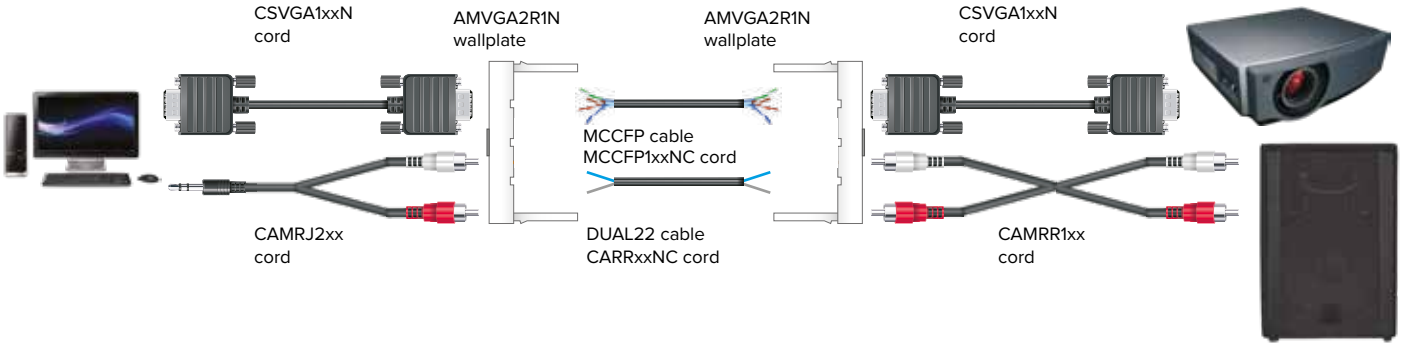

VGA + AUDIO 3.50MM STEREO JACK WALLPLATES



Designation	Connexion mode	To be used with:	Part nb
Wallplate with female VGA socket + 3.50 mm female stereo jack	Soldered	Cables VGA Type : MC05, MCCFP Audio Cables Type : CA40...	AMVGAJ1N
Wallplate with female VGA socket + 3.50 mm female stereo jack	With terminal	Cords Full VGA Type : CSVGA-J1xxES. CSVGAJ1xxNC Audio Cords Type : CAJJ3xxES	AMVGAJCI

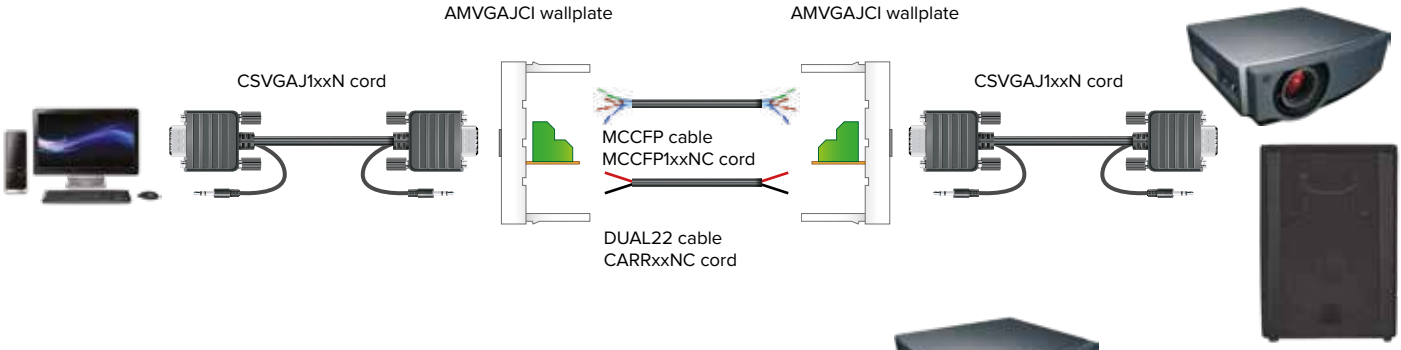

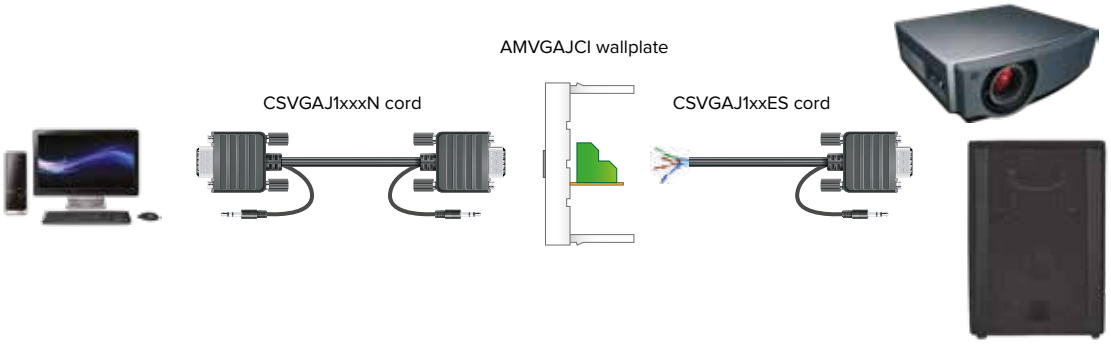

VGA + AUDIO 3.50 mm STEREO JACK WALLPLATE WITH FEMALE CORD



Designation	Part nb	Packaging
Wallplate with female Full VGA socket + 3.50 mm stereo jack female socket and Full VGA female with female Full VGA cord + 3.50 mm stereo jack female cord – 0.20 m	AMVGAJ2020N	1 unit

VGA + AUDIO 3.50 mm STEREO JACK WALLPLATES WITH MALE CORDS



Designation	Part nb
Wallplate with female Full VGA socket + 3.50 mm female stereo jack with male cord	AMCSVGAJ15N
Wallplate with female Full VGA socket + 3.50 mm female stereo jack with male cord	AMCSVGAJ110N
Wallplate with female Full VGA socket + 3.50 mm female stereo jack with male cord	AMCSVGAJ115N

FULL VGA + AUDIO MOULDED CORDS - MALE / MALE



The 3.50 mm stereo jack audio cord has 2 different lengths, for an easier connexion.
PC-side, length is 30 cm (to reduce cable clutter). On the other side, length is 60 cm (to connect to speakers more easily).

Connector 1	Connector 2
Moulded male HD15 with ferrite + stereo 3.50 mm jack – 60 cm	Moulded male HD15 with ferrite + stereo 3.50 mm jack – 30 cm

Part nb	Length	Packaging
CSVGAJ12N	2 m	1 unit
CSVGAJ13N	3 m	1 unit
CSVGAJ15N	5 m	1 unit
CSVGAJ110N	10 m	1 unit
CSVGAJ115N	15 m	1 unit
CSVGAJ120N	20 m	1 unit

MOULDED FULL VGA + 3.50 mm STEREO JACK CORDS – MALE / CRIMPED TERMINALS



These cords are used to connect directly a VGA faceplate with terminal – Art. Number AMVGACI – to a display.
To use this kind of cord, sheath width must be at least 32mm.

Connector 1	Connector 2
Moulded Male HD15 with ferrite + stereo 3.50 mm jack – 60 cm	Crimped terminals

Designation	Length	Part nb
FULL VGA moulded HD15 + 3.50 mm stereo Jack / Crimped terminals	5 m	CSVGAJ15ES
FULL VGA moulded HD15 + 3.50 mm stereo Jack / Crimped terminals	10 m	CSVGAJ110ES
FULL VGA moulded HD15 + 3.50 mm stereo Jack / Crimped terminals	20 m	CSVGAJ120ES

FULL VGA + 3.50 MM STEREO JACK CORDS – CRIMPED TERMINALS / CRIMPED





These cords are used to connect 2 VGA wallplates with terminals – réf. AMVGACI.
They are wired in our workshop, and supplied with wiring plan.
Sheath/conduit width to host this type of cord is 30 mm.

Connector 1	Connector 2
Crimped terminals	Crimped terminals

Designation	Length	Part nb
FULL VGA HD15 + 3.50 mm stereo Jack - crimped terminals / crimped terminals	5 m	CSVGAJ15NC
FULL VGA HD15 + 3.50 mm stereo Jack - crimped terminals / crimped terminals	10 m	CSVGAJ110NC
FULL VGA HD15 + 3.50 mm stereo Jack - crimped terminals / crimped terminals	20 m	CSVGAJ120NC

HDMI LINKS



The HDMI interface is used to transmit audio, video and control signals with great performances.
It's a fully digital technology (no data rate reduction, no conversion), compatible with high-end HD video and audio standards.
A 'one-cable' solution: A single HDMI cable replaces 8 audio cables and 5 video cables.

The HDMI link is mostly used with these devices:
– Blu–ray and HD-DVD players
– DVD players with progressive output
– Digital decoders ("set-up boxes") for cable and satellite TV, MPEG4-compatible
– LCD ans plasma TV sets, HD video projectors
– PC video cards
– AV receivers
– Digital cameras and camcorders

Version	Specificities
HDMI 1.3	Increased bandwidth: 10.2 Gbp/s 48-bit color depth DTS–HD & Dolby True HD support (on Blu–ray discs)
HDMI 1.4	3D compatible Compatible with very high resolution, like UHD or 4K: 4096 x 2160 pixels @24Hz and 3840 x 2160 pixels @ 30Hz New functionalities, like Ethernet and ARC (audio return: the TV set sends its tuner's audio signal to the AV receiver, without any additional cable)
HDMI 2.0	Specifications published in September 2013. Increased bandwidth: 18 Gbps, compatible with 3D video in UHD or 4K format, plus 32 audio channels.

THE HDMI PLUG

HDMI links use a miniature 19-pin plug (A-Standard). Unlike the VGA plug, the HDMI connector is not lockable.





Wiring diagram

1. TMDS Data 2+	6. TMDS Data 1-	11. TMDS Clock shield	16. SDA
2. TMDS Data 2 shield	7. TMDS Data 0+	12. TMDS Clock-	17. DDC/CEC Ground
3. TMDS Data 2-	8. TMDS Data 0 shield	13. CEC	18. +5v Power
4. TMDS Data 1+	9. TMDS Data 0	14. Reserved	19. Hot plug detect
5. TMDS Data 1 shield	10. TMDS Clock+	15. SCL	

HDMI WALLPLATES



Designation	Connexion mode	To be used with:	Part nb
Female / female HDMI wall-plate with crossing socket	Direct link with cord	2.0 HDMI cords type : CHDMI201xx	AMHDMIFF





Designation	Connexion mode	To be used with:	Part nb
Wallplate with female HDMI socket	With terminal	2.0 HDMI cords type : CHDMI201xxES CHDMI201xxNC	AMHDMICI

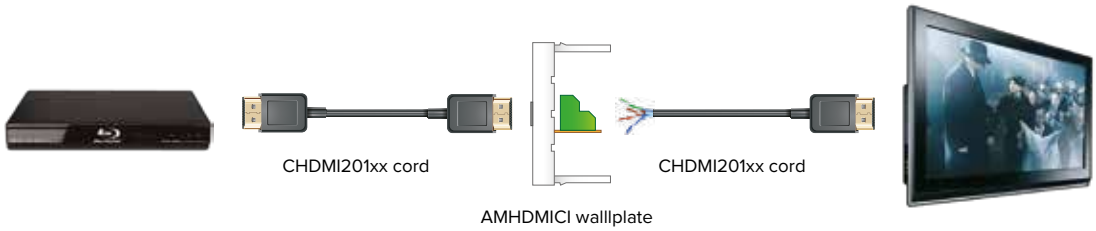

HDMI / DVI



ADVIFHDMIM

Designation	Part Nb	Packaging
Male DVID / Female HDMI adapter	ADVIFHDMIM	1 unit
Female DVID / Male HDMI adapter	ADVIMHDMIF	1 unit

HDMI WALLPLATE WITH FEMALE CORD



This type of cord requires a 40mm-wide sheath/conduit.

Designation	Part nb
Wallplate with a female HDMI socket and a female HDMI cord – 0.20 m	AMHDMI2020

CORDONS HDMI

CORDONS HDMI 2.0 – MÂLE / MÂLE



These cords can be used to connect 2 HDMI wallplates with crossing socket
— Part Number : AMHDMIFF

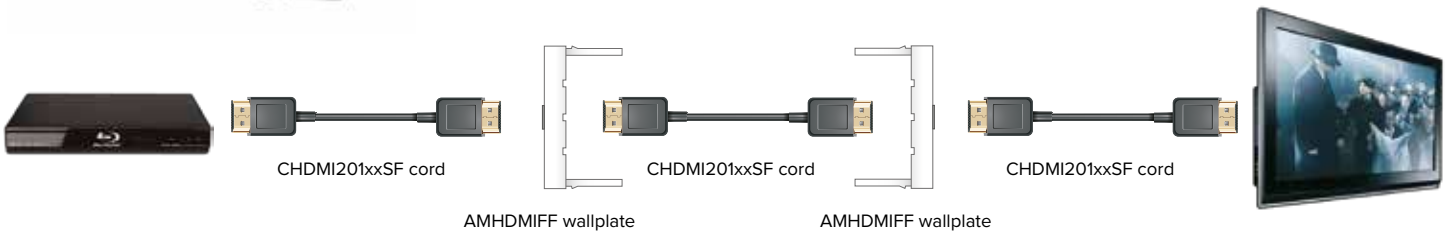

Connector 1	Connector 2
Moulded male 2.0 HDMI	Moulded male 2.0 HDMI

Designation	Part Nb	Packaging
HDMI 2.0 cord – male / male – 1 m	CHDMI2011SF	1 unit
HDMI 2.0 cord – male / male – 2 m	CHDMI2012SF	1 unit
HDMI 2.0 cord – male / male – 3 m	CHDMI2013SF	1 unit
HDMI 2.0 cord – male / male – 5 m	CHDMI2015SF	1 unit
HDMI 2.0 cord – male / male – 10 m	CHDMI20110SF	1 unit
HDMI 2.0 cord – male / male – 15 m	CHDMI20115SF	1 unit
HDMI 2.0 cord – male / male – 20 m	CHDMI20120SF	1 unit

HDMI CORDS

HDMI 2.0 CORDS – MALE / CRIMPED TERMINALS



These cords are used to connect an HDMI wallplate with terminals – Part nb. AMHDMICI – directly to a display.
Each cord is supplied with its connexion plan, for an easier installation.
This type of cord requires a 32mm-wide sheath.

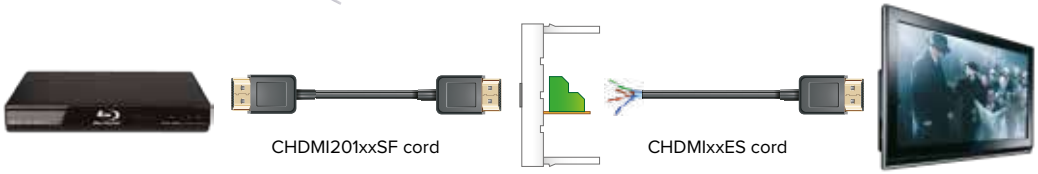

Connector 1	Connector 2
Moulded male HDMI with ferrite	Crimped terminals

Designation	Part nb	Packaging
HDMI 2.0 cord – Male connector / crimped terminal – 5 m	CHDMI2015ES	1 unit
HDMI 2.0 cord – Male connector / crimped terminal – 10 m	CHDMI20110ES	1 unit
HDMI 2.0 cord – Male connector / crimped terminal – 15 m	CHDMI20115ES	1 unit

HDMI 2.0 CORDS – CRIMPED TERMINALS / CRIMPED TERMINALS



These cords are used to interconnect 2 HDMI wallplates with terminals – Part nb. AMHDMICI.
Each cord is supplied with its connexion plan, for an easier installation.
This type of cord requires a 25mm-wide sheath.

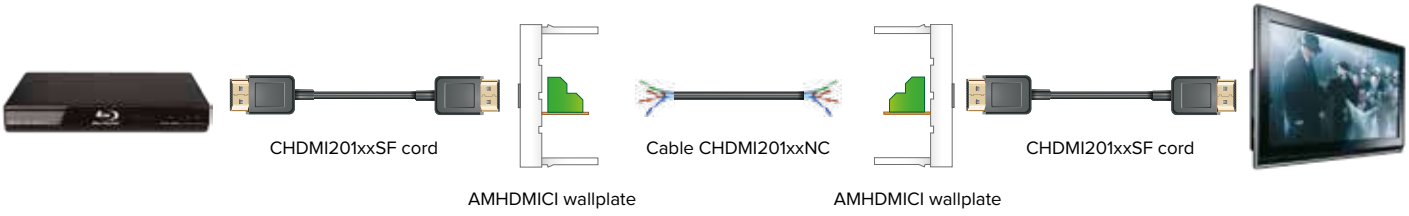

Connector 1	Connector 2
Crimped terminal	Crimped terminal

Designation	Part nb	Packaging
HDMI 2.0 cord with ferrite – Crimped terminal – 5 m	CHDMI2015NC	1 unit
HDMI 2.0 cord with ferrite – Crimped terminal – 10 m	CHDMI20110NC	1 unit
HDMI 2.0 cord with ferrite – Crimped terminal – 15 m	CHDMI20115NC	1 unit

COMPOSITE VIDEO LINKS

BNC WALLPLATES



Designation	Connexion mode	To be used with	Part nb
Wallplate with female BNC socket	Soldered	Video cables: PW75, UHD0628LSZH	AM1B1N
Wallplate with female BNC socket	With terminal	BNC cords type: CHD0628LS1xxES, CHD0628LS1xxNC	AM1B1CI



BNC WALLPLATE WITH FEMALE CORD



Designation	Part nb	Packaging
Wallplate with BNC female socket and BNC female cord – 0.20m	AM1B2020N	1 unit

BNC WALLPLATES WITH MALE CORDS



Cable	Connector 1	Connector 2
UHD0628LSZH	Wallplate with solder female BNC socket	BNC male (crimp) – NBNC75BFG7

Designation	Part nb	Packaging
Wallplate with BNC female socket and a BNC male HD video cord – 5 m	AM1B15N	1 unit
Wallplate with BNC female socket and a BNC male HD video cord – 10 m	AM1B110N	1 unit
Wallplate with BNC female socket and a BNC male HD video cord – 15 m	AM1B115N	1 unit
Wallplate with BNC female socket and a BNC male HD video cord – 20 m	AM1B120N	1 unit

ANALOG & DIGITAL VIDEO CORDS - BNC / BNC

Connector 1	Connector 2	Cable
Straight male BNC – Part. nb DVCB75HQ Purple boot – Part nb. M75BVI	Straight male BNC – Part. nb DVCB75HQ Purple boot – Part nb. M75BVI	PW75

Designation	Part nb	Packaging
Analog/digital video BNC cord – Male/ Male – 2 m	CORDPW752	1 unit
Analog/digital video BNC cord – Male/ Male – 5 m	CORDPW755	1 unit
Analog/digital video BNC cord – Male/ Male – 10 m	CORDPW7510	1 unit
Analog/digital video BNC cord – Male/ Male – 15 m	CORDPW7515	1 unit
Analog/digital video BNC cord – Male/ Male – 20 m	CORDPW7520	1 unit
Analog/digital video BNC cord – Male/ Male – 25 m	CORDPW7525	1 unit
Analog/digital video BNC cord – Male/ Male – 30 m	CORDPW7530	1 unit

HD VIDEO CORDS - BNC / BNC



Connector 1	Connector 2	Cable
Neutrik Male BNC - Part nb NBNC75BFG7	Neutrik Male BNC - Part nb NBNC75BFG7	UHD0628PVC

Designation	Part nb	Packaging
HD video cord – BNC Male / Male – 2 m	CUHD0628PVC12	1 unit
HD video cord – BNC Male / Male – 3 m	CUHD0628PVC13	1 unit
HD video cord – BNC Male / Male – 5 m	CUHD0628PVC15	1 unit
HD video cord – BNC Male / Male – 10 m	CUHD0628PVC110	1 unit
HD video cord – BNC Male / Male – 15 m	CUHD0628PVC115	1 unit
HD video cord – BNC Male / Male – 20 m	CUHD0628PVC120	1 unit
HD video cord – BNC Male / Male – 25 m	CUHD0628PVC125	1 unit
HD video cord – BNC Male / Male – 30 m	CUHD0628PVC130	1 unit

HD VIDEO CORDS - BNC / CRIMPED TERMINAL

Connector 1	Connector 2	Cable
Neutrik Male BNC - Part nb NBNC75BFG7	Crimped terminal	UHD0628LSZH

Designation	Part nb	Packaging
HD video cord – BNC Male / Crimped terminal – 5 m	CHD0628LS15ES	1 unit
HD video cord – BNC Male / Crimped terminal –10 m	CHD0628LS110ES	1 unit
HD video cord – BNC Male / Crimped terminal – 15 m	CHD0628LS115ES	1 unit
HD video cord – BNC Male / Crimped terminal – 20 m	CHD0628LS120ES	1 unit

CINCH WALLPLATES



Designation	Connexion mode	To be used with:	Part nb
Wallplate with female cinch socket	Soldered	Video cables type: PW75, UHD0628LSZH	AM1RJ
Wallplate with female cinch socket	With terminal	BNC cords type: CHD0628LS1xxES, CHD0628LS1xxNC	AM1RJCI

CINCH WALLPLATE WITH FEMALE CORD



Designation	Part nb	Packaging
Wallplate with cinch female socket and cinch female cord – 0.20 m	AM1R2020N	1 unit

CINCH WALLPLATES WITH MALE CORDS



Connector 1	Connector 2	Cable
Wallplate with female cinch socket	Male cinch – yellow ring	UHD0628LSZH

Designation	Part nb	Packaging
Wallplate with cinch female socket and HD video cord cinch male – 5 m	AM1RJ15N	1 unit
Wallplate with cinch female socket and HD video cord cinch male – 10 m	AM1RJ110N	1 unit
Wallplate with cinch female socket and HD video cord cinch male – 15 m	AM1RJ115N	1 unit
Wallplate with cinch female socket and HD video cord cinch male – 20 m	AM1RJ120N	1 unit

ANALOG & DIGITAL VIDEO CINCH CORDS – MALE / MALE



Connector 1	Connector 2	Cable
Male metal cinch with yellow ID ring – Part nb. RCAMOJ	Male metal cinch with yellow ID ring – Part nb. RCAMOJ	PW75

Designation	Part nb	Packaging
Analog/digital video cord – Cinch Male / Male – 2 m	CORDPW75AR2	1 unit
Analog/digital video cord – Cinch Male / Male – 5 m	CORDPW75AR5	1 unit
Analog/digital video cord – Cinch Male / Male – 10 m	CORDPW75AR10	1 unit
Analog/digital video cord – Cinch Male / Male – 15 m	CORDPW75AR15	1 unit
Analog/digital video cord – Cinch Male / Male – 20 m	CORDPW75AR20	1 unit
Analog/digital video cord – Cinch Male / Male – 25 m	CORDPW75AR25	1 unit
Analog/digital video cord – Cinch Male / Male – 30 m	CORDPW75AR30	1 unit

HD VIDEO CORDS – MALE CINCH / CRIMPED TERMINAL



Connector 1	Connector 2	Cable
Male metal cinch with yellow ID ring – Part nb. RCAMOJ	Crimped terminal	UHD0628LSZH

Designation	Part nb	Packaging
HD video cord – Cinch Male / Crimped terminal – 5 m	CHD0628AR15ES	1 unit
HD video cord – Cinch Male / Crimped terminal –10 m	CHD0628AR110ES	1 unit
HD video cord – Cinch Male / Crimped terminal – 15 m	CHD0628AR115ES	1 unit
HD video cord – Cinch Male / Crimped terminal – 20 m	CHD0628AR120ES	1 unit

HD VIDEO CORDS – CRIMPED TERMINAL / CRIMPED TERMINAL

Connector 1	Connector 2	Cable
Crimped terminal	Crimped terminal	UHD0628LSZH

Designation	Part nb	Packaging
HD video cord – Crimped / Crimped terminal – 5 m	CHD0628LS15NC	1 unit
HD video cord – Crimped / Crimped terminal –10 m	CHD0628LS110NC	1 unit
HD video cord – Crimped / Crimped terminal – 15 m	CHD0628LS115NC	1 unit
HD video cord – Crimped / Crimped terminal – 20 m	CHD0628LS120NC	1 unit

DIGITAL VIDEO CABLE: **PW75**



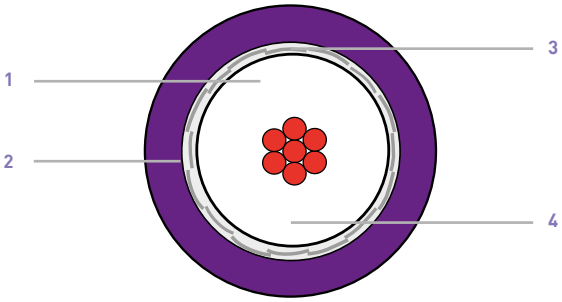

Product advantages

- Connexion of video devices to faceplate front panels
- Digital crosspatching

1. Core : solid bare copper
2. Conductor insulation : Cellular PE
3. Shielding: Tin-plated copper braid
5. Outer jacket: Purple PVC - Ø 5.90 mm

Suitable plugs

- BNC : DVCB75HQ
- Crimp tool : PBNCS
- Sleeves : M75Bx

Part nb	Jacket	Outer Ø	Weight	Packaging
PW75	Purple PVC	Ø 5.90 mm	43 kg / km	Custom length

HDTV VIDEO CABLE VIDEO: **UHD0628LSZH**



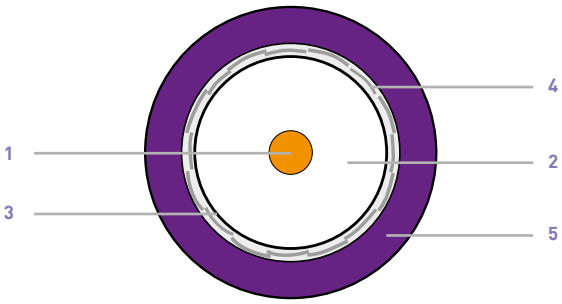

Product advantages

- Fixed installation
- Links between faceplates
- Connexion of HD video devices

1. Core : 1 x 0.60 mm bare copper
2. Conductor insulation : Cellular PE
3. 1st shielding: Aluminium foil
4. 2nd shielding: Tin-plated copper braid
5. Outer jacket: Purple LSZH – Ø 4.60 mm

Suitable plugs

- BNC : D0628HQ
- Crimp tool : PBNCS
- Sleeves : M50BX

Part nb	Jacket	Outer Ø	Weight	Packaging
UHD0628LSZH	Purple LSZH	Ø 4.60 mm	26.50 kg / km	Custom length

SUITABLE PLUGS VIDEO

BNC CRIMP PLUGS - 75 Ω



DVCB75MS

Designation	Cable	Part nb	Packaging
Male straight crimp - Economique	PW75	DVCB75MS	1 unit
Male straight crimp – High-quality	PW75	DVCB75HQ	1 unit
Male straight crimp – High-quality	UHD0628HQ (≥1.5 G/bs)	D0628HQ	1 unit

COLOR CODING BOOTS



Designation	Cables	Part nb	Packaging
Color boots: N: black – R: red – V: green – B: blue – J: yellow M: brown – G: grey – BL: white – O: orange VI: purple	PW75	M75Bx	10 units
Color boots: N: black – R: red – V: green – B: blue – J: yellow	UHD0628LSZH	M50Bx	10 units

CRIMP TOOL



Designation	Cables	Part nb	Packaging
Crimp tool	PW75 – UHD0628LSZH	PBNCS	1 unit

AUDIO AND VIDEO WALLPLATE BNC + 2 AUDIO CINCHS



Designation	Connexion mode	To be used with:	Part nb
Wallplate with 1 male BNC socket and 2 audio RCA male sockets	Soldered	Video cables type : PW75, UHD0628LSZH Audio cable : DUAL22	AM2R1B1N

BNC / CINCH ADAPTERS



NC1523



NC1524

Designation	Part nb	Packaging
Male BNC / Male Cinch	NC1515	1 unit
Male BNC / Female Cinch	NC1523	1 unit
Female BNC / Male Cinch	NC1524	1 unit

CINCH / CINCH ADAPTER



Désignation	Part nb	Packaging
Female cinch / Female cinch	NC 1525	1 unit

AUDIO LINKS



In a building, many differents audio links are needed: microphone desk, iPod-type audio source, USB memory stick... must be connected to the local sound reinforcement system.

These links may use different types of connectors, jack or XLR.

JACKS

Jack connectors are often used to connect headphones, microphones and portable audio sources.

There are two main types of jack connectors:

- Mono (TS) jack: 2 pins
- Stereo (TRS) jack: 3 pins

There are two standard plug diameters:

- 6.35mm (1/4”): mostly used to connect microphones
- 3.50mm (1/8”): this small diameter is used on portable devices, like MP3 players, camescopes...

XLR

XLR plugs are used for professional audio links – microphones, loudspeakers... They are compatible with balanced or unbalanced audio signals (according to pin assignation).
It is the only connector allowing digital audio transport.

AUDIO WALLPLATES – 2 x CINCHS



Designation	Connexion mode	To be used with:	Part nb
Wallplate with 2 female audio cinch sockets	Soldered	Cords type : CAMRR1xx Audio cable : DUAL22	AM2R1N
Wallplate with 2 female audio cinch sockets	With terminal	Cords type : CARR2xxES, CARR2xxNC	AM2RCACI

2 AUDIO CINCHS WALLPLATE WITH FEMALE CORD



Designation	Part nb	Packaging
Wallplate with 2 female cinch sockets and 2 female cinch cord – 0.20m	AM2R2020N	1 unit

AUDIO CORDS – DOUBLE CINCHS MALES / MALES



CAMRR1105

Connector 1	Connector 2	Cable
Male cinch – white plastic shell Male cinch – red plastic shell	Male cinch – white plastic shell Male cinch – red plastic shell	2 x 0.22 mm^2

Designation	Part nb	Packaging
Audio cord – Double cinchs - males / males – 1.50 m	CAMRR1105	1 unit
Audio cord – Double cinchs - males / males – 5 m	CAMRR15	1 unit
Audio cord – Double cinchs - males / males – 10 m	CAMRR110	1 unit
Audio cord – Double cinchs - males / males – 15 m	CAMRR115	1 unit

AUDIO CORDS – DOUBLE CINCHS MALES / CRIMPED TERMINAL



These cords are used to connect a cinch wallplate with terminals – Part nb. AM2RCACI
Each cord is supplied with its wiring diagram, to make the installation easier
This type of cord requires a 12 mm-wide sheath

Connector 1	Connector 2	Cable
Male cinch – white plastic shell Male cinch – red plastic shell	Crimped terminal	2 x 0.22 mm²

Designation	Part nb	Packaging
Audio cord – Double cinchs / Crimped terminal – 5 m	CARR15ES	1 unit
Audio cord – Double cinchs / Crimped terminal – 10 m	CARR110ES	1 unit
Audio cord – Double cinchs / Crimped terminal – 15 m	CARR115ES	1 unit

AUDIO CORDS – DOUBLE CRIMPED TERMINAL / CRIMPED TERMINAL



These cords are used to interconnect 2 cinch wallplates with terminals – Part nb. AM2RCACI
Each cord is supplied with its wiring diagram, to make the installation easier
This type of cord requires a 12 mm-wide sheath

Connector 1	Connector 2	Cable
Crimped terminal	Crimped terminal	2 x 0.22 mm²

Designation	Part nb	Packaging
Audio cord – Crimped terminal / Crimped terminal – 5 m	CARR15NC	1 unit
Audio cord – Crimped terminal / Crimped terminal – 10 m	CARR110NC	1 unit
Audio cord – Crimped terminal / Crimped terminal – 15 m	CARR115NC	1 unit

AUDIO WALLPLATES – XLR





Designation	Connexion mode	To be used with:	Part nb
Blank wallplate with 1 D-Series connector print		XLR sockets type: NC3FDLX, NC3MDLX Speakon sockets type: NL2MP, NL4MP	AMX1N
Wallplate with female XLR socket	Soldered	Cords type : CAXX1xx Câble audio : MIC222	AMXF3N
Wallplate with female XLR socket	With terminal	Cords Type : CAXX1xxES, CARR2xxNC	AMXF3CI

XLR WALLPLATE WITH FEMALE XLR CORD



Designation	Part nb	Packaging
Wallplate with female XLR socket with female XLR cord – 0.20 m	AMX3F2020N	1 unit

XLR WALLPLATES WITH MALE XLR CORDS



Connector 1	Connector 2	Cable
Wallplate with female XLR socket– part nb. NC3FDLX	3 pins male XLR– part nb. NC3MXX	MIC222

Designation	Part nb	Packaging
Wallplate with female XLR socket with male XLR cord – 5 m	AMX15N	1 unit
Wallplate with female XLR socket with male XLR cord – 10 m	AMX110N	1 unit
Wallplate with female XLR socket with male XLR cord – 15 m	AMX115N	1 unit
Wallplate with female XLR socket with male XLR cord – 20 m	AMX120N	1 unit
Wallplate with female XLR socket with male XLR cord – 30 m	AMX130N	1 unit

AUDIO CORDS – XLR MALE / FEMALE



These cords allow to connect a microphone or any other audio source to an XLR wallplate front panel (type: AMXF3N, AM3XFCI), to send them on loudspeakers.
They can connect to AMX3F2020N wallplate, inside the sheath.
In this case, sheath must be at least 20mm-wide.

Connector 1	Connector 2	Cable
3 pins male XLR - Part nb. NC3MXX	3 pins female XLR – Part nb. NC3FXX	VIPER

Designation	Part nb	Packaging
Audio cord – XLR Male / Female – 5 m	CAXX15	1 unit
Audio cord – XLR Male / Female – 10 m	CAXX110	1 unit
Audio cord – XLR Male / Female – 15 m	CAXX115	1 unit
Audio cord – XLR Male / Female – 20 m	CAXX120	1 unit

AUDIO CORDS – XLR MALE / CRIMPED TERMINAL



These cords allow a direct connexion of 1 XLR wallplate with terminals – Part nb. AM3XFCI – to a loudspeaker.
Each cord is supplied with its wiring diagram, to make the installation easier.
This type of cord requires a 12 mm-wide sheath.

Connector 1	Connector 2	Cable
3 pins male XLR - Part nb. NC3MXX	Crimped terminal	VIPER

Designation	Part nb	Packaging
Audio cord – XLR Male / Crimped terminal – 5 m	CAXX15ES	1 unit
Audio cord – XLR Male / Crimped terminal – 10 m	CAXX110ES	1 unit
Audio cord – XLR Male / Crimped terminal – 15 m	CAXX115ES	1 unit
Audio cord – XLR Male / Crimped terminal – 20 m	CAXX120ES	1 unit

AUDIO CORDS – CRIMPED TERMINAL / CRIMPED TERMINAL

These cords allow to connect 2 XLR faceplates with terminals – Part. Nb. AM3XFCI or jack with terminals – Part nb. AMJ351CI. Each cord is supplied with its wiring diagram, to make the installation easier. This type of cord requires a 12 mm-wide sheath.

Connector 1	Connector 2	Cable
Crimped terminal	Crimped terminal	VIPER

Designation	Part nb	Packaging
Audio cord – Crimped terminal / Crimped terminal – 5 m	CAS15NC	1 unit
Audio cord – Crimped terminal / Crimped terminal – 10 m	CAS110NC	1 unit
Audio cord – Crimped terminal / Crimped terminal – 15 m	CAS115NC	1 unit
Audio cord – Crimped terminal / Crimped terminal – 20 m	CAS120NC	1 unit

AUDIO WALLPLATES – 3.50 mm STEREO JACK





Designation	Connexion mode	To be used with:	Part nb
Wallplate with 3.50 mm stereo female jack	Soldered	Cords type: CAMJJ2xx Audio cable: CA40	AMJ351
Wallplate with 3.50 mm stereo female jack	With terminal	Cords type : CAJJ2xxES, CARR2xxNC	AMJ351CI

3.50 mm JACK WALLPLATE WITH FEMALE JACK CORD



Designation	Part nb	Packaging
Wallplate with female 3.50 mm stereo jack and female 3.50 mm stereo jack cord – 0.20 m	AMJ352020N	1 unit

3.50 mm JACK WALLPLATE WITH MALE JACK CORDS



Connector 1	Connector 2	Cable
Wallplate with 3.50 mm stereo female jack	3.50 mm stereo male jack	CA40

Designation	Part nb	Packaging
Wallplate with 3.50 mm stereo female jack and 3.50 mm stereo male jack cord – 5 m	AMJ3515N	1 unit
Wallplate with 3.50 mm stereo female jack and 3.50 mm stereo male jack cord – 10 m	AMJ35110N	1 unit
Wallplate with 3.50 mm stereo female jack and 3.50 mm stereo male jack cord – 15 m	AMJ35115N	1 unit
Wallplate with 3.50 mm stereo female jack and 3.50 mm stereo male jack cord – 20 m	AMJ35120N	1 unit

AUDIO CORDS – 3.50 mm STEREO JACK - MALE / MALE



The cords are used on front panel of a jack wallplate (type: AMJ351, AMJ351CI), to connect an audio source to the sound reinforcement system.
They can connect to AMJ3512020N, inside the sheath. In that case, the sheath must be at least 12-mm wide.

Connector 1	Connector 2	Cable
Plastic 3.50 mm stereo male jack	Plastic 3.50 mm stereo male jack	2 x 0.22 mm²

Designation	Part nb	Packaging
Audio cord – 3.50 mm stereo jack - Male / Male – 1.50 m	CAMJJ2105	1 unit
Audio cord – 3.50 mm stereo jack - Male / Male – 3 m	CAMJJ23	1 unit
Audio cord – 3.50 mm stereo jack - Male / Male – 5 m	CAMJJ25	1 unit
Audio cord – 3.50 mm stereo jack - Male / Male – 10 m	CAMJJ210	1 unit
Audio cord – 3.50 mm stereo jack - Male / Male – 15 m	CAMJJ215	1 unit

AUDIO CORDS – 3.50 mm STEREO JACK - MALE / FEMALE



Connector 1	Connector 2	Cable
Plastic 3.50 mm stereo male jack	Plastic 3.50 mm stereo female jack	2 x 0.22 mm²

Designation	Part nb	Packaging
Audio cord – 3.50 mm stereo jack - Male / Female – 5 m	CAMJJ15	1 unit
Audio cord – 3.50 mm stereo jack - Male / Female – 10 m	CAMJJ110	1 unit

JACK / JACK ADAPTERS



Designation	Part nb	Packaging
Male stereo 3.50 mm Jack / Female stereo 6.35 mm Jack	M3S-F6S	2 units
Male stereo 6.35 mm Jack / Female stereo 3.50 mm Jack	M6S-F3S	2 units
Male stereo 3.50 mm Jack / 2 x Female stereo 3.50 mm Jacks	F6S-M3S	1 unit
Female stereo 3.50 mm Jack / Female stereo 3.50 mm Jack	M3S-2F3S	2 units
Female stereo 6.35 mm Jack / Female Stereo 6.35 mm Jack	F3S-F3S	1 unit
Jack Female Stereo 6.35 mm / Jack Female Stereo 6.35 mm	F6S-F6S	2 units

ANALOG PATCH CABLE: **CA40**



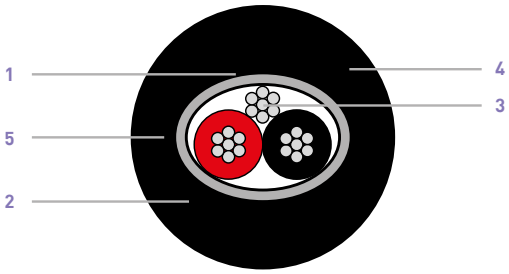

WHEN CHOOSE THIS CABLE ?

- Analog balanced audio links between wallplates

1. Core : Tin-plated copper - Section : 0.22 mm²
2. Conductor insulation: Polyethylene
   Color coding of conductors: red / black
3. Shielding: aluminium foil
4. Outer jack: black PVC – Ø 4.00 mm

Part nb	Number of pair	Section	Jacket	Weight	Packaging
CA40	1	0.22 mm²	Black PVC - Ø 4.00 mm	22.00 kg / km	100 m

MICROPHONE CABLE: **VIPER**



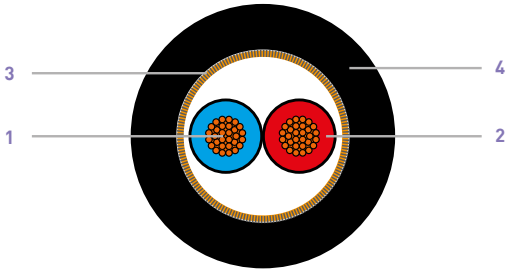

WHEN CHOOSE THIS CABLE ?

- Cords for microphone links

1. Core : Bare copper - Section : 0.22 mm²
2. Conductor insulation: Polyethylene
   Color coding of conductors: red / blue
3. Shielding: bare copper spiral shielding
4. Outer jack: black PVC – Ø 6.35 mm

Part nb	Number of pair	Section	Jacket	Weight	Packaging
VIPER	1	0.22 mm²	Black PVC - Ø 6.35 mm	45.00 kg / km	100 m and 500 m

UNBALANCED CABLE: **DUAL22HQ**



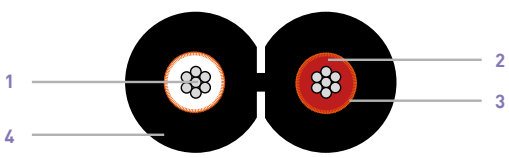

WHEN CHOOSE THIS CABLE ?

- Cords for hifi, unbalanced audio links

1. Core : Bare copper - Section : 0.22 mm²
2. Conductor insulation: Polyethylene
   Color coding of conductors: red / blue
3. Shielding: bare copper spiral shielding
4. Outer jack: black PVC – Ø 3.50 x 6.35 mm

Part nb	Number of pair	Section	Outer sheath	Weight	Packaging
DUAL22	2	0.22 mm²	Black PVC - Ø 3.50 mm x 6.50 mm	40.00 kg / km	100 m

USB LINKS



USB (Universal Serial Bus) is an industry standard developed to send/receive serially data between computers and electronic devices.
This protocol is used in a variety of applications:

· Connection of computer peripherals, including keyboards, pointing devices, joysticks...
· Mass storage peripherals: external hard disks, cameras, multimedia players, and above all USB sticks.
· Multimedia and graphics: printers, scanners, audio interfaces, webcams, TV receivers, secondary screen (with its own video controller), microphone, interactive panels...
· Networks or communication adapters: Wi–Fi, Ethernet, Bluetooth, infrared IrDA, modem...
· Bus and interfaces: RS–232 serial port, parallel port, PS/2 port, joystick port, CAN Bus, GPIB (IEEE–488), RS–485 serial port

The USB allows hot-swapping ('Plug & Play'): it is possible to install and remove devices without rebooting the host computer.

Protocol versions

Version	1.1	2.0	3.0	3.1	Packaging
Max. data transfert	1.5 Mbit/s soit 0.19 Mo/s	12 Mbit/s soit 1.5 Mo/s	5 Mbit/s soit 600 Mo/s	10 Mbit/s soit 1.2 Go/s	100 m

The USB 2.0 version ('HighSpeed') is the most used USB version today.
The 3.0 version ('SuperSpeed') is backward-compatible with USB 1.1 and 2.0 versions.

Suitable plugs

There are 2 different plugs:

Type A USB plug
Used on the PC side

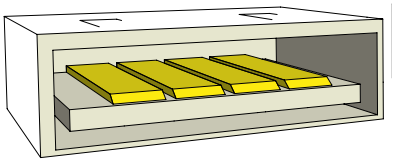

TYPE A MALE

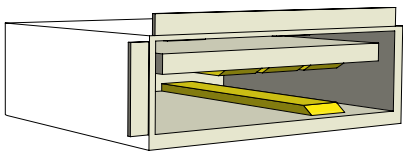

TYPE A FEMALE

Type B USB plug
Used on the peripherals (hard disk, printer, scanners...)

There are other Micro and Mini USB plugs, very compact, used e.g. on digital cameras.

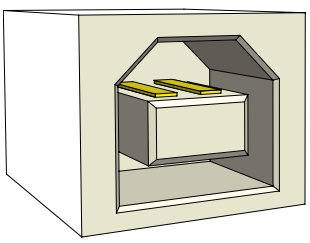

TYPE B MALE

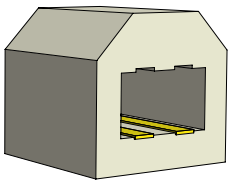

TYPE B FEMALE

USB A – 3.0 WALLPLATES



Designation	Connexion mode	To be used with:	Part nb
Wallplate with USB A female socket	With terminal	Cords type : CUSB3A1xES, CUSB3B1xxES	AMUSBACI

USB A WALLPLATE WITH FEMALE CORD



Designation	Part nb	Packaging
Wallplate with USB A female socket and USB A female cord – 0.20 m	AMUSBA2020N	1 unit

3.0 USB A / USB B CORDS – MALE / MALE



These cords are used on front panel of a USB A AMUSBACI wallplate.
It can also connect to AMUSBA2020N wallplate inside a sheath. In this case, the sheath must be at least 12 mm wide.

Connector 1	Connector 2
Male USB A plug	Male USB B plug

Designation	Part nb	Packaging
USB A Male / USB B Male cord – 1.80 m	CUSB3AB108	1 unit
USB A Male / USB B Male cord – 3.00 m	CUSB3AB13	1 unit
USB A Male / USB B Male cord – 5.00 m	CUSB3AB15	1 unit

3.0 USB A / USB A CORDS – MALE / FEMALE



These cords are used on front panel of a USB A AMUSBACI wallplate.
It can also connect to AMUSBA2020N wallplate inside a sheath. In this case, the sheath must be at least 12 mm wide.

Connector 1	Connector 2
Male USB A plug	Female USB A plug

Designation	Part nb	Packaging
USB A Male / USB A Female cord – 1.80 m	CUSB3AA108	1 unit
USB A Male / USB A Female cord – 3.00 m	CUSB3AA13	1 unit
USB A Male / USB A Female cord – 5.00 m	CUSB3AA15	1 unit

3.0 USB A / USB A CORDS – MALE / MALE



Connector 1	Connector 2
Male USB A plug	Male USB A plug

Designation	Part nb	Packaging
USB A Male / USB A Male cord – 1.80 m	CUSB3AA208	1 unit

3.0 USB A MALE / CRIMPED TERMINAL CORDS



These cords are used to connect 1 USB A wallplate with terminals – Part nb. AMUSBACI.
Each cord is supplied with its wiring diagram, to make the installation easier.
This type of cord requires a 12 mm-wide sheath.

Connector 1	Connector 2
Male USB A plug	Crimped terminal

Designation	Part nb	Packaging
USB A Male / Crimped terminal – 3.00 m	CUSB3A13ES	1 unit
USB A Male / Crimped terminal – 5.00 m	CUSB3A15ES	1 unit

TITRE SPOT: 3.0 USB B MALE / CRIMPED TERMINAL CORDS



Connector 1	Connector 2
Male USB B plug	Crimped terminal

Designation	Part nb	Packaging
USB B Male / Crimped terminal – 3.00 m	CUSB3B13ES	1 unit
USB B Male / Crimped terminal – 5.00 m	CUSB3B15ES	1 unit

MOULDED EXTENSION CORDS: 16A – 3 G 1.50 mm²



Connector 1	Connector 2	Cable
Moulded male plug – 2 poles + ground - IP44 – 16A / 250V AC	Moulded female plug – 2 poles + ground – IP44 – 16A / 250V AC – with protection cover	HO7 RNF 3G1.50 mm²

Part nb	Length	Packaging
CORNF3G1511	1 m	1 unit
CORNF3G1513	3 m	1 unit
CORNF3G1515	5 m	1 unit
CORNF3G15110	10 m	1 unit
CORNF3G15115	15 m	1 unit
CORNF3G15120	20 m	1 unit
CORNF3G15125	25 m	

4-SOCKET POWER STRIP W/O POWER SWITCH



Designation	Part nb	Packaging
4-socket power strip without power switch, cord included, straight male plug – black plastic– 2 m	BA4P	1 unit

TECHNICAL FILE





GENERAL CABLE CHARACTERISTICS

MATERIAL

The cable's outer jacket is a key factor in adapting the cable to its environment.
Mechanical strength and flexibility depend on the material used for the outer jacket.

	PVC	PE	PUR	LSZH	SI	FEP	PTFE
MECHANICAL BEHAVIOUR							
Flexibility	🟡	🟡	🟢	🟡	🟢	🟡	🟡
Tensile strength	🟡	🟡	🟢	🟡	🔴	🟡	🟡
Compressive strength and shock resistance	🟡	🟡	🟢	🟡	🔴	🟡	🟢
Abrasion resistance	🟡	🟡	🟢	🟡	🔴	🟡	🔴
Tear strength	🟡	🟡	🟢	🔴	🔴	🟡	🟡
THERMAL BEHAVIOUR							
Lower temperature brittleness	🟡	🟡	🟢	🟡	🟢	🟡	🟢
Ageing due to cold and temperature variations	🟡	🟡	🟡	🟡	🟢	🟡	🟢
CHEMICAL RESISTANCES							
Oils and hydrocarbons	🟡	🟡	🟢	🟡	🔴	🟢	🟢
Water	🟡	🟢	🟡	🟡	🟡	🟡	🟢
Acid	🟡	🟡	🟡	🟡	🔴	🟢	🟢

PVC : Polyvinyl chloride
PE : Polyethylene
PUR : Polyurethane
SI : Silicone rubber
FEP : Fluorethylenepropylene
PFTE : Polytetrafluorethylene
LSZH : Low Smoke Zero Halogen

🟢 Ideal
🟡 Adapted
🔴 No

RoHS COMPLIANT

In compliance with European directives 202/95/CE of 27 January 2003 on the restriction of the use of certain hazardous substances - ROHS & 2002/96/CE – 27 January 2003 on waste from electric and electronic equipments – DEEE.

The following substances should be eliminated of any electrical equipments, especially electric cables, connectors and cords:

- Lead
- Cadmium
- Mercury
- Hexavalent chromium
- Polybrominated biphenyls
- Polybrominated diphenyl ethers

All products of CAE GROUP are compliant with the ROHS Directive.



GENERAL CABLE CHARACTERISTICS

DEFINITION OF IP

Index of protection of electrical material jackets – according to CEI 34–5. EN60034–5 norms

1st figure: protection against solid objects		2nd figure: protection against liquids	
IP	No protection	**IP**	Definition
0	Protected against solid objects larger than 50 mm – e.g. accidental contact with hand	**0**	No protection
1	Protected against solid objects larger than 12 mm – e.g. finger	**1**	Protected against vertically falling drops of water – e.g. condensation
2	Protected against solid objects larger than 2.5 mm – e.g. tools and wires	**2**	Protected against water drops up to 15° from the vertical
3	Protected against solid bodies objects than 1 mm – e.g. thin tools and thin wires	**3**	Protected against direct sprays of water up to 60° from the vertical
4	Protected against dust – no harmful deposit	**4**	Protected against water sprayed from all directions
5	Protégé contre les poussières – pas de dépôts nuisibles	**5**	Protected against low pressure jets of water from all directions
		6	Protected against temporary flooding of water, e.g. for use on ship decks
		7	Protected against the effects of immersion between 0.15 et 1 m
		8	Protected against long periods of immersion under pressure

GENERAL CABLE CHARACTERISTICS



FIRE BEHAVIOUR

Cable fire resistance is evaluated by NF C 32–070 norm.
Non-fire cables, fire-resistant cables or safety cables?
These 3 terms are equivalent. They apply to cables designed to be used in a normal environment (ambient temperature), which will reveal their safety characteristics in case of fire.

The term “fire behavior” needs some precisions, as follows:

- Fire reaction describes if the cable may burn and then contribute to the fire development.
- Fire resistance describes if the cable keeps ensuring its duty (data transmission, powering...) during a minimal period of time in case of a fire.
- Toxic or corrosive smoke emission describes the agressivity of the smokes produced by a burning cable, for persons and for goods.

FIRE REACTION

There are 3 different categories:

C1 (according to NFC 32–070 test n°1 article 2.1 and test n°2 article 2.2): applies to a cable which, when burning, doesn’t produce enough volatile products to create a secondary fire source. It is a “fire propagator”.

C2 (according to NFC 32–070 test n°1 article 2.1): applies to a cable which, when burning, does not propagate the flame.

CR1 (according to NFC 32–070 test n°3 article 2.3 and according to NFC 32–310): applies to a cable which, when placed in a fire, keeps working during a certain period of time. Such a cable is “fire resistant”. To be CR-1 rated, it must belong to the C1- or C2 category.
- CR1–C1 cable is fire-resistant and non flame-propagator.
- CR1–C2 cable is fire-resistant and non fire-propagator.

OTHER TERMS

Flame retardant: cable combustion is slower

Non-propagator: flames do not propagate

Auto–extinguishing: combustions stops itself

Silicon elastomer: after combustion, this material transforms into silicium residue – remaining:
- a suitable insulator, allowing the cable to keep working. Contrarily to PVC, which transforms in pure carbon when burning – an electric conductor, able to create short-circuits.
- Non-fire propagator, but good heat carrier. Silicon enables cables to absorb important over-voltages, dissipating heat excess (Joule effect).

Silicon is an inert and unalterable elastomer, bacteries-and mould-resistant.

ZH: Zero Halogen or HF : Halogen free
This acronym indicates there’s no halogen.
In case of fire, the cable will produce only a limited quantity of corrosive gas, and smoke opacity will be reduced.
IEC 60754–1 (EN 50267–2–1) norms, measuring the quantity of acid gas produced during combustion
IEC 60754–2 (EN 60754–2–2), quantifying the acidity (pH) and the conductivity or gas produced during combustion.

LSZH: Low Smoke Zero Halogen
When burning, a LSZH cable will produce smokes of following properties:
- PH: > 4.3
- Gas conductivity : < 10µS/mm
- Halogen acid gas quantity: < 0.5% of the combustion-produced gas
- Light transmittance: > 60 %
- Transmittance lumineuse > 60 %

GENERAL CABLE CHARACTERISTICS

Towards new European norms: Euroclasses

The European Commission decided to evaluate cables according to their resistance to fire and their reactions to fire.

Resistance to fire

Measured in minutes. Cables will be classified in five categories (fire resistance 15, 30, 60, 90 or 120 minutes).

Reaction to fire classification

There are six classes, A to F.
The cables showing the less flame height, heat and smoke production will be in A class.
In contrary, those which are not fire-resistant and produce opaque and toxic smokes will be in F class.

EUROCLASSES CLASSIFICATION

Aca class	No inflammable material
Bca class	Reduced flame and heat production
Cca class	Moderate flame and heat production
Dca class	Heat production similar to construction wood
Eca class	Moderate flame height
F class	No fire performance needed

CR1C1-COMPLIANT OPTIC FIBER ?



FOFIRE

The CR1C1 norm is validated by NF 3070.

The term “fire resistant” applies to cables able to keep ensuring their function during a limited period of time in a fire.

This qualification is granted after a series of tests defined by the NFC 32.070 norm (art. 2 & 3). The cable is placed in an oven heated to 900°C. During the test length, the cable must be able to poser a bulb while developing a leakage current. It will be submitted to regular mechanical shocks.
A cable passing this test is CR1-compliant.

An optic fiber cannot be CR1-compliant. It carries light, not current – so it is impossible to power a bulb with an optic fiber, neither to measure a leakage current.
So the fire resistance norm applying to optic fiber is the IEC 60331–25 norm.
This norm asks to maintain the fiber insulation to a temperature greater than 750 °C.

Our FOFIRE optic fibers comply with the fire resistance criteria according to IEC 600331–25 and are C1-certifies according to NF 32070 norm (LCIE certificate).

A leaking current is a current flowing from the electrical conductors to the ground or to conductive elements (metal chassis...). This current may result from an insulation problem, and constitutes an useless energy loss, sometimes becoming dangerous.

TWISTED PAIR CABLES

STRUCTURE

The twisted pair's construction is described by the letters of its article number. Here are some tips:

XX / XTP

- Constituting element: TP = Twisted Pair
- Type of pair shielding: U = unshielded. F = shielding by aluminium foil
- Type of general shielding: U = unshielded. F = shielding by aluminium foil. S = shielding by braid. SF = shielding by aluminium foil + braid

Former denomination According to EIA / TIA 568–B.2	**New denomination** According to ISO / IEC 11801 Ed.2	**Construction / Type of shielding**	**Example**
UTP	U/UTP	Unshielded Twisted Pair	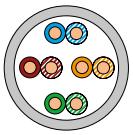
FTP	F/UTP	Foiled Twisted Pair	
SFTP	SF/UTP	Shielded and Foiled Twisted Pair	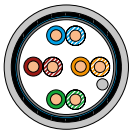
STP	U/FTP	Individually Foiled Twisted pair	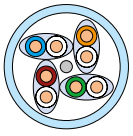
FSTP	F/FTP	Foiled and Individually Foiled Twisted Pair	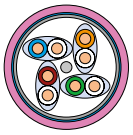
SSTP	S/FTP	Shielded and Individually Foiled Twisted pair	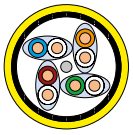

RJ45 PLUG WIRING

There are two wiring plans to wire a RJ45 connector. The most used is the T568B norm – we use it on our cords.

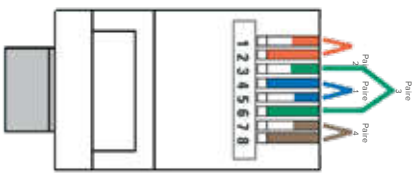

T568B

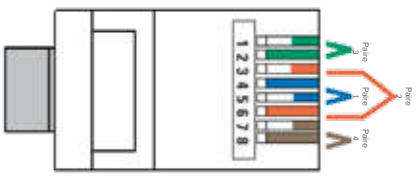

T568A

TWISTED PAIR CABLES

Copper performances

Standards
ISO 11801 AMD1.0 & AMD 2.0
EN50173-1
EIA/TIA 568-C.2

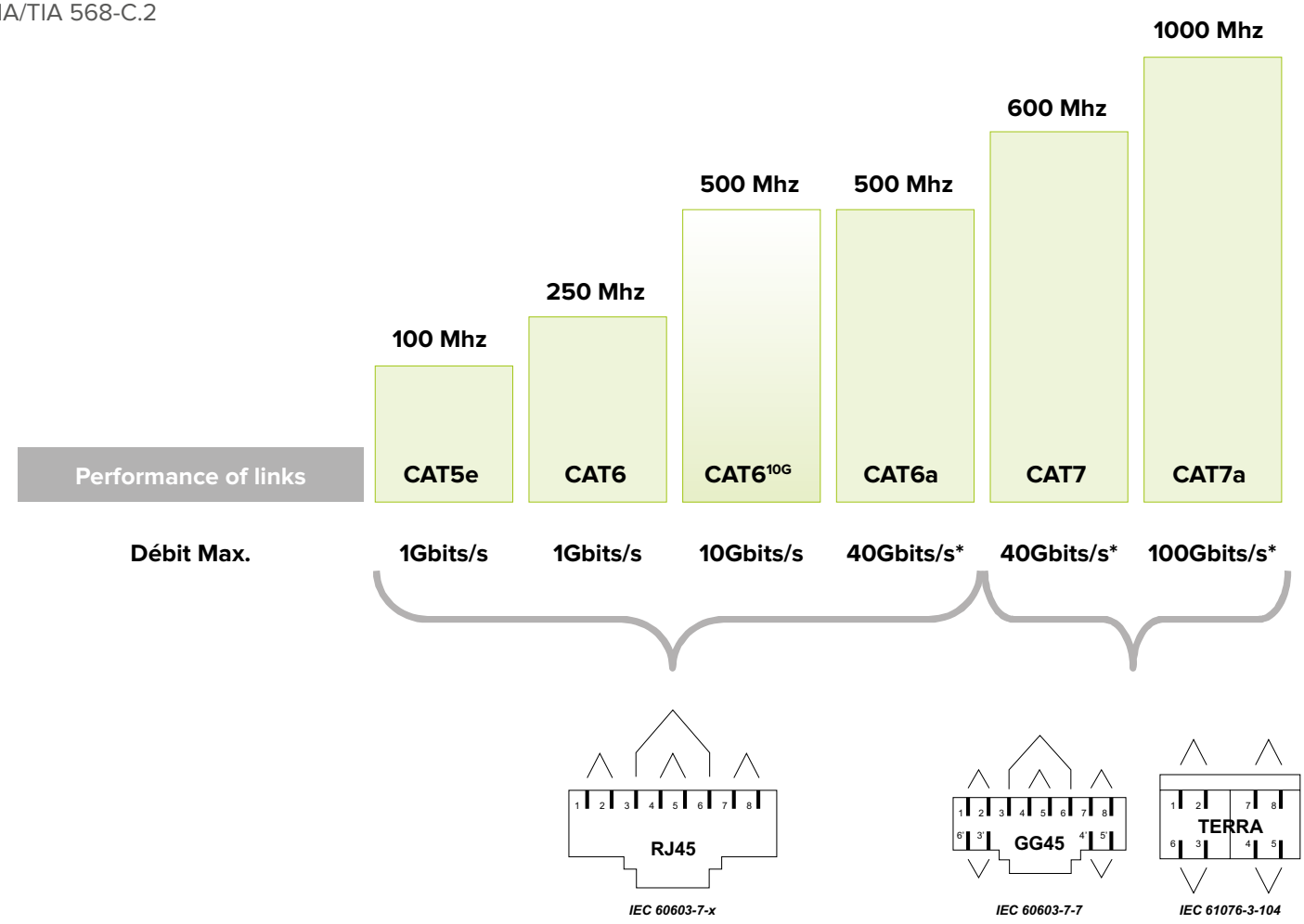

OPTIC FIBER

An optic fiber cable is a wave guide carrying a light signal. It is made of optic fiber assembled with a protection and an external jacket protecting the whole.

There are two main characteristics:

Bandwidt:
This is the frequency rating of the optical cable. The higher the bandwidth, the greater the amount of transmitted information.

Attenuation:
This is the signal loss during its transmission along the optical fiber: absorption, refraction, reflexion... It is proportional to fiber length, and is expressed in dB / km.

ANATOMY OF A FIBER



1. Optic fiber
The fiber core is usually made of silicium, but it can be made of plastic or melted quartz.
The light travels in this core, following the refraction principle.

- In multimode fibers, the core diameter is important (between 50 and 200 microns). Performances are around Gb/km.
- In singlemode fibers, the core diameter is much smaller (around 10 microns). Light can travel following a straight line, there is thus almost no signal dispersion. Performances are around 100 Gb/km.

2. Jacket
It is made of the same materials as the core, but often of inferior quality.

3. Protection
The environment in which the optical cable is installed sometimes requires to use a dielectric armour (made of Kevlar, flass fiber or steel).

4. Outer jacket
Acts as a mechanical protection.

OPTICAL FIBER: **MULTI-MODE AND SINGLE-MODE**

ISO 11801 Ed 2.2 standard classifies optical fiber in 4 categories: OM2, OM3, OM4 for multimode fibers and OS2 for singlemode fibers.

	Type of Ethernet Network					
Fiber type	100FX	1000SX	1000LX	10GLX4	10GER/EH	10GRSR
Network speed	100Mbits	Gigabit		10 Gigabit		
Multi-mode OM2 50/125 µm	2 km	550 m	550 m	330 m	N/A	82 m
Multi-mode OM3 50/125 µm	2 km	550 m	550 m	300 m	N/A	300 m
Multi-mode OM4 50/125 µm	2 km	550 m	550 m	300 m	N/A	550 m
Single-mode OS2 9/125 µm	N/A	N/A	2 km	N/A	2 km	N/A

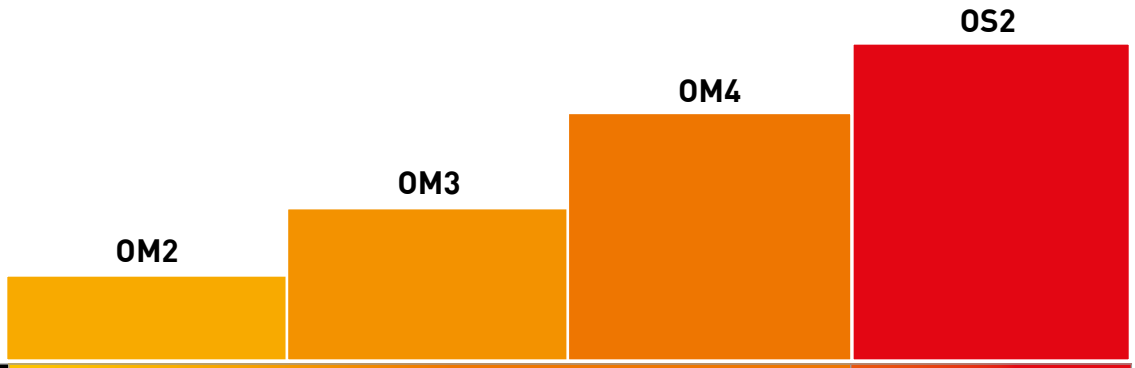

Fiber type	**Multi-mode**			**Single-mode**
Light source	LED or VCSEL sources			LASER
Structure	**50 / 125 µ**			**9 / 125 µ**
Fiber quality	**OM2**	**OM3**	**OM4**	**OS2**
Bandwidth of 850 nm	500 Mhz/km	1500 Mhz/km 2000 Mhz/km (VCSEL source)	3500 Mhz/km 4700 Mhz/km (VLSEL source)	-
Bandwidth of 1300 nm	500 Mhz/km	500 Mhz/km	500 Mhz/km	-
Attenuation at 850 nm (typique)	3.2 dB/km	3.2 dB/km	2.7 dB/km	-
Attenuation at 1300 nm (typique)	1.0 dB/km	1.0 dB/km	0.8 dB/km	-
Attenuation at 1310 nm (typique)	-	-	-	0,35 dB/km
Attenuation at 1550 nm (typique)	-	-	-	0,22 dB/km
Lengths of transmission per application				
10 Base FL & FB	1514 m	2000 m	2000 m	-
Token Ring 4 & 16 Mbits	1857 m	1857 m	1857 m	-
Token Ring 100 Mbits	2000 m	2000 m	2000 m	-
ATM 155 (850 nm)	1000 m	1000 m	1000 m	-
ATM 622 (850 nm)	300 m	300 m	300 m	-
100 Base SX	2000 m	2000 m	2000 m	-
1000 Base SX	550 m	550 m	550 m	-
1000 Base LX	550 m	1000 m*	1000 m*	5000 m
10G Base SX	86 m	300 m	550 m	-
10G Base LW	220 m	220 m	220 m	10000 m
10G Base LX4	300 m	300 m	-	10000 m
40G Base SR4	-	100 m	125 m	-
1400G Base SR4	-	100 m	125 m	-

* On optimized fiber

HD VIDEO

WHAT'S HD?

HD is the highest digital video quality level, henceforth the most demanding.
There are several HD formats, with different picture definition levels.

As a reminder, a video picture's quality is defined by three main criteria:
- The number of horizontal lines
- The number of vertical lines
- The number of dots per line

The highest resolution is obtained by using the HD1080i60 format. That's "Full HD", i.e. 1920 x 1080 pixels, progressive encoding, 50/60 Hz.
An HD picture has twice the number of pixels compared to a standard picture.

HD VIDEO NORMS

HD Video is normalized by the SMPTE (Society of Motion Picture & Television Engineers). This international association of engineers was founded in 1916 in the USA, and developed more than 400 video standards, used by television and digital cinema.
There are currently 2 HD Video standards:
- SMPTE 292M – HD Video 1.5Gb/s
- SMPTE 424M – HD Video 3Gb/s

HD VIDEO CABLES

Regarding the cables to use, HD video needs a very high bit rate.
HD video uses 1.5 Gb/s (SMPTE292M) and 3 Gb/s (SMPTE424M) bit rates– compared with a maximum bit rate of around 560 Mb/s for SD video, depending on the format used.

HDTV 3GHz norm (SMPTE 424M) says little about the cable construction and performances, but specifies the obligation to achieve certain results in term of return loss and signal transmission.
HD video needs a large bandwidth, and transporting such signals over important lengths may require large diameter cables.

HOW OUR HD VIDEO CABLES WERE TESTED

We asked the TEKTRONIX company to test our cables and to validate their maximal link length.
TEKTRONIX is an American company, dedicated to the manufacturing of electronic test equipment devices and measure instruments since more than 60 years.
Tektronix products are to be found in most TV master control rooms in the world.

THE TEST PROTOCOL

We chose to follow the test protocols elaborated by the NHK (Japanese public broadcaster, an HD pioneer) and frequently used by the professionals.

The equipment needed to perform this test is:
- A TEKTRONIX WFM8300 B010135 signal generator
- A video oscilloscope, to evaluate the protocol errors on the received signal
- Two 10m-cords, to reproduce the actual conditions of use of the equipment in a studio or an OB van
- The length of cable to test

HD VIDEO

The cables were tested while rolled in a perturbed environment.
Two more 10m-cords have been connected each side of the cable length to test.
These cords, called “reserve lengths”, reproduce the link breaks (distribution on a patchbay, connexion to an equipment in a production truck...).

An HD video 3GHz signal generator WFM8300 is connected at one end of this global link (cords + cable).
The results are measured at the other end, using a test pattern.

All the equipment was setup for HD1080p60 – 3 Gb/s video format.



Digital HD Video signal generator
Creates an HD signal, like a video camera

The HD cable
to test is rolled on a drum cable and placed close to a perturbation source

The oscilloscope
displays the quality of the received signal, and counts the number of errors occurring along the link. If no error has been monitored after 10minutes, the test is considered as positive, and the link is validated.

Useable lengths were validated if no error (CRC) had been spotted after 10minutes of testing (enough time to ensure the connexion reliability, since the bit rate is 3Gb/s).

Suitable plugs : Every cable has been tested and validated with Neutrik connectors

For UHD0628LSZH cable – Neutrik BNC - Art. Nb NBNC75BFG7
For UHD08370LSZH cable – Neutrik BNC - Art. Nb NBNC75BLP9
For UHD10460LSZH cable – Neutrik BNC - Art. Nb NBNC75BTU11
For UHD1250FLEX cable – Neutrik BNC - Art. Nb NBNC75BXU13
For UHD16720LSZH cable – Neutrik BNC - Art. Nb NBLC75BVZ1

Insertion of the reserve cords was realized with a straight BNC / BNC female coupler Art. Nb NBB75DFI.

VIDEO HD

CONCLUSION

The values obtained in actual use conditions for these cables clearly exceed the theoretical values.
The tests were successful, and their results allow us to confirm the reliability and the high performances of HDS2CEB cables.

SMPTE 292M 1.5Gb/s	UHD0628LSZH	UHD08370LSZH	UHD10460LSZH	UHD1250FLEX	UHD16720LSZH
Tested length	125m	170 m	200 m	212 m	300 m
Reserve length	2 x 10 m	2 x 10 m	2 x 10 m	2 x 10 m	2 x 10 m
Total validated length	145 m	190 m	220 m	232 m	310 m

SMPTE 424M 3Gb/s	UHD0628LSZH	UHD08370LSZH	UHD10460LSZH	UHD1250FLEX	UHD16720LSZH
Tested length	85 m	106 m	123 m	130 m	231 m
Reserve length	2 x 10 m	2 x 10 m	2 x 10 m	2 x 10 m	2 x 10 m
Total validated length	105 m	126 m	143 m	150 m	251 m



What’s return loss?

Return loss is caused by an impedance variation. This variation can be caused by different elements of the link: connectors, patchbay, or the cable itself. The return loss shows the impedance variations or the losses caused by the cable for a specific impedance and a specific frequency.

Return loss value is the ratio of the reflected signal (coming back to the emission source). According to frequency, this value is very important – the higher the frequency, the most crucial this measure becomes.

The return loss is one of the fundamental parameters in the HD video specifications SMPTE292M and 424M, which require a return loss value:

- ≥15 dB at 1.5 GHz
- ≥10 dB at 3 GHz

UNBALANCED AND BALANCED AUDIO LINES

Audio cables carry low-intensity electrical signals in most often heavily disturbed environments (many power sources, EMI...).
Generally, shielded cables are used to protect the transmitted signals from any type of interference.

There are 2 typologies of audio cables.

UNBALANCED AUDIO CABLES

This type of link is mostly used to connect musical instruments (guitar, bass guitar, synthesizers...) to amplifiers, audio interfaces, mixing consoles... and to connect consumer audio products.

An unbalanced audio cable is made of:
- a central core, which transmits the signal. This is the phase conductor.

This conductor is also called hot point.
- a shield, which has two functions: phase return and screen.

The shield functions properly as a screen only if the disturbances are not too significant and if the Link lengths are short enough (a few meters).

The most used connectors for unbalanced audio links are the mono jacks, the RCA and, less frequently, XLR.

BALANCED AUDIO CABLES

Most audio links are balanced (microphone level).

A balanced cable is made of two conductors, assembled as a pair, and a shielding.
The signal is transmitted by the two conductors only, which are called hot point (S1) and cold point (S2).
The shield works only as a screen, to be more efficient.

Balanced cables are very well protected against disturbing elements, thanks to:
- their shield blindage.
- the ‘twisted pair’ disposition of the two conductors.

The conductors of a pair are driven in opposite phase, i.e. each conductor carries a signal of same intensity but opposite polarity (one +, one -).

Moreover, the pair disposition ensures that the phases are shifted by 180°.
As a result, as soon as the cable is in contact with a source of pollution, each conductor picks the same amplitude of disturbance, but with an opposite polarity. Thus the disturbance gets cancelled.

Balanced cables ensure an excellent signal transmission in hostile environments and over large distances.

2040	28
2060	28
2080	28
2100	28
2120	28
2160	28
18270006	111
18270007	111
18270012	111
18270013	111
18270019	111
27480001	112
27480002	112
27480003	112
27480004	112
27480005	112
27480006	112
27500706	107
27500710	109
27500711	109
27500712	109
27500713	109
27500714	109
27500715	109
27500716	109
27500717	109
27500732	109
27500733	109
27500734	109
27500735	109
27500741	107
27500745	107
27500746	107
27500748	107
27500749	107
27500750	107
27500751	107
27500760	107
27500761	107
27500762	107
27500763	107
27507086	110
27507087	110
27507088	110
27507095	108
27507096	108
27507097	108
27702000	112
27702001	112
27702026	112
27702035	112
27702039	107
27702040	109
27702042	109
27707015	110
27707017	110
1XDMX512	68
1XDMX512G	68
1XDMX512N	68
1XDMXPOWER	70
2RCAM6S	35
4030.4008	19
4030.4089	19
4030.4150	19
4030.5067B	19
4030.5067G	19
4030.5067N	19
4030.5082B	19
4030.5122B	19
4030.5122G	19
4030.5122N	19
4030.5126B	19
4030.5126G	19
4030.5126N	19
4030.6150	20
4030.6200	20
4030.6250	20
4030.7126RN	19
4030.7126RN5	19
4030.8250	19
4AUDIOLAN6A	85
4AUDIOLAN6AD	86
5VCB75	142
5XHD0628	143
5XVCB100	142
A3FCM	34
A3MCF	34
ABFF75HQ	149
AC3FM6M	34
ACB2V	165
ACB4V	165
ACCASTOR	165
ACTHERMOST	165
ADVIFHDMIM	190
ADVIMHD15F	185
ADVIMHD15M	185
ADVIMHDMIF	190
AHDMIFF	190
AM1B110N	193
AM1B115N	193
AM1B120N	193
AM1B15N	193
AM1B1CI	193
AM1B1N	193
AM1B2020N	193
AM1R2020N	195
AM1RJ	195
AM1RJ110N	195
AM1RJ115N	195
AM1RJ120N	195
AM1RJ15N	195
AM1RJCI	195
AM2R1B1N	199
AM2R1N	201
AM2R2020N	201
AM2RCACI	201
AMCSVGA110N	179
AMCSVGA115N	179
AMCSVGA15N	179
AMCSVGAJ110N	187
AMCSVGAJ115N	187
AMCSVGAJ15N	187
AMHDMI2020	191
AMHDMICI	190
AMHDMIFF	190
AMJ351	205
AMJ35110N	205
AMJ35115N	205
AMJ35120N	205
AMJ3515N	205
AMJ351CI	205
AMJ352020N	205
AMTVGA1N	178
AMUSBA2020N	209
AMUSBACI	209
AMVGA110N	179
AMVGA115N	179
AMVGA15N	179
AMVGA1N	178
AMVGA2020N	179
AMVGA2R1N	186
AMVGACI	178
AMVGAJ1N	186
AMVGAJ2020N	187
AMVGAJCI	186
AMX110N	203
AMX115N	203
AMX120N	203
AMX130N	203
AMX15N	203
AMX1N	203
AMX3F2020N	203
AMXF3CI	203
AMXF3N	203
AUDIOLAN24	80
AUDIOLAN4P10	78
AUDIOLAN6	82
AUDIOLAN6A	83
AUDIOLAN6AW	84
AVGAFF	181
AVGAMM	181
BA4P	109
BC6AFSTL8	97
BMASS19	165
BMS50	148
BPF1U450	165
BPF2U550	165
BPXx	30
BSTBNCx	147
BXXx	29
CA2RJM11	48
CA2RJM110	48
CA2RJM13	48
CA2RJM15	48
CA2RX11	47
CA2RX110	47
CA2RX13	47
CA2RX15	47
CA2RXF11	48
CA2RXF110	48
CA2RXF13	48
CA2RXF15	48
CA2XJ35110	43
CA2XJ3513	43
CA2XJ3515	43
CA40	7
CAJ2J11	45
CAJ2J115	45
CAJ2J13	45
CAJ2J15	45
CAJ2R11	47
CAJ2R110	47
CAJ2R13	47
CAJ2R15	47
CAJ2X110	43
CAJ2X13	43
CAJ2X15	43
CAJ2XF110	43
CAJ2XF13	43
CAJ2XF15	43
CAJ352J11	45
CAJ352J110	45
CAJ352J13	45
CAJ352J15	45
CAJJ11	44
CAJJ110	44
CAJJ115	44
CAJJ13	44
CAJJ15	44
CAJJ310	44
CAJJ310B	44
CAJJ310CB	45
CAJJ33	44
CAJJ33B	44
CAJJ33CB	45
CAJJ35	44
CAJJ35B	44
CAJJ35CB	45
CAMJJ110	64
CAMJJ15	64
CAMJJ210	64
CAMJJ2105	64
CAMJJ215	64
CAMJJ220	64
CAMJJ23	64
CAMJJ25	64
CAMRJ210	65
CAMRJ23	65
CAMRJ25	65
CAMRR110	65
CAMRR1105	65
CAMRR115	65
CAMRR15	65
CANXX11	41
CANXX110	41
CANXX115	41
CANXX12	41
CANXX13	41
CANXX15	41
CAPOTVGA	131
CARR110ES	202
CARR110NC	202
CARR115ES	202
CARR115NC	202
CARR15ES	202
CARR15NC	202
CARR210	47
CARR215	47
CARR220	47
CAS110NC	204
CAS115NC	204
CAS120NC	204
CAS15NC	204
CATT1006N	46
CATT1006R	46
CATT1009N	46
CATT1009R	46
CATT1105N	46
CATT1105R	46
CAX2XM1050	41
CAX2XM11	41
CAX2XM13	41
CAXFJ210	42
CAXFJ23	42
CAXFJ25	42
CAXFJ310	43
CAXFJ33	43
CAXFJ35	43
CAXJ210	42
CAXJ23	42
CAXJ25	42
CAXJ310	42
CAXJ33	42
CAXJ35	42
CAXPW110	55
CAXPW115	55
CAXPW13	55
CAXPW15	55
CAXW110	55
CAXW115	55

CAXW13 55
CAXW15 55
CAXX11 41
CAXX110 41
CAXX110ES 204
CAXX115 41
CAXX115ES 204
CAXX12 41
CAXX120ES 204
CAXX13 41
CAXX15 41
CAXX15ES 204
CAXXP110 55
CAXXP115 55
CAXXP13 55
CAXXP15 55
CDMX311 73
CDMX3110 73
CDMX3110G 73
CDMX3110N 73
CDMX3115 73
CDMX3115G 73
CDMX3115N 73
CDMX311G 73
CDMX311N 73
CDMX312 73
CDMX3120 73
CDMX3120G 73
CDMX3120N 73
CDMX3125 73
CDMX3125G 73
CDMX3125N 73
CDMX312G 73
CDMX312N 73
CDMX313 73
CDMX313G 73
CDMX313N 73
CDMX315 73
CDMX315G 73
CDMX315N 73
CDMX511 72
CDMX5110 72
CDMX5110N 72
CDMX5115 72
CDMX511N 72
CDMX512 72
CDMX5120 72
CDMX5120N 72
CDMX5125 72
CDMX5125N 72
CDMX512N 72
CDMX512N110N 72
CDMX512N115N 72
CDMX512N11N 72
CDMX512N120N 72
CDMX512N125N 72
CDMX512N12N 72
CDMX512N13N 72
CDMX512N15N 72
CDMX513 72
CDMX513N 72
CDMX515 72
CDMX515N 72
CDMXN3110N 74
CDMXN3115N 74
CDMXN311N 74
CDMXN3120N 74
CDMXN3125N 74
CDMXN312N 74
CDMXN313N 74
CDMXN315N 74
CDMXPOWERPW110 75
CDMXPOWERPW13 75
CDMXPOWERPW15 75
CDMXPOWERX110 74
CDMXPOWERX13 74
CDMXPOWERX15 74
CDMXPOWERXP110 75
CDMXPOWERXP13 75
CDMXPOWERXP15 75
CDMXPOWERXPN110 74
CDMXPOWERXPN13 74
CDMXPOWERXPN15 74
CDMXPOWERXW110 75
CDMXPOWERXW13 75
CDMXPOWERXW15 75
CEF150 38
CEF150C 38
CEF19 120
CEF25 38
CEF25C 38
CEF37 38
CEF37C 38
CEF54 38
CEF54C 38
CEF85 38
CEF85C 38
CEM150 39
CEM150C 39
CEM19 39
CEM25 39
CEM25C 39
CEM37 39
CEM37C 39
CEM85 39
CEM85C 39
CFF150 38
CFF150C 38
CFF150TP 38
CFF150TPC 38
CFF19 38
CFF19SPIDER3G15 120
CFF19SPIDER3G25 120
CFF25 38
CFF25C 38
CFF25TP 38
CFF25TPC 38
CFF37 38
CFF37C 38
CFF37TP 38
CFF37TPC 38
CFF54 38
CFF54C 38
CFF54TP 38
CFF54TPC 38
CFF85 38
CFF85C 38
CFF85TP 38
CFF85TPC 38
CFM150 39
CFM150C 39
CFM150TP 39
CFM150TPC 39
CFM19 39
CFM19SPIDER3G15 120
CFM19SPIDER3G25 120
CFM25 39
CFM25C 39
CFM25TP 39
CFM25TPC 39
CFM37 39
CFM37C 39
CFM37TP 39
CFM37TPC 39
CFM85 39
CFM85C 39
CFM85TP 39
CFM85TPC 39
CFOyMLCLCxxROL 105
CFOyMSCSCxxROL 105
CFOyMSTSTxxROL 105
CFOySLCLCxxROL 105
CFOySSCSCxxROL 105
CFOySSTSTxxROL 105
CHDFO1100L 159
CHDFO110L 159
CHDFO1200L 159
CHDFO120L 159
CHDFO1300L 159
CHDFO1500L 159
CHDFO150L 159
CHDFO15L 159
CHDMI201050SF 191
CHDMI20110ES 192
CHDMI20110NC 192
CHDMI20110SF 191
CHDMI20115ES 192
CHDMI20115SF 191
CHDMI2011SF 191
CHDMI20120SF 191
CHDMI2012SF 191
CHDMI2013SF 191
CHDMI2015ES 192
CHDMI2015NC 192
CHDMI2015SF 191
CHMDI20115NC 192
CHP24CP4S15 53
CHP24CPS13 52
CHP2SS11 49
CHP2SS110 49
CHP2SS115 49
CHP2SS12 49
CHP2SS120 49
CHP2SS13 49
CHP2SS15 49
CHP2ST42S1050 53
CHP2STS82S1050 53
CHP2STS84S1050 53
CHP44CP2S13 52
CHP44CPS13 52
CHP44SS11 49
CHP44SS110 49
CHP44SS115 49
CHP44SS12 49
CHP44SS120 49
CHP44SS13 49
CHP44SS15 49
CHP44SST11 50
CHP44SST110 50
CHP44SST115 50
CHP44SST12 50
CHP44SST120 50
CHP44SST13 50
CHP44SST15 50
CHP4SS11 49
CHP4SS110 49
CHP4SS115 49
CHP4SS12 49
CHP4SS120 49
CHP4SS13 49
CHP4SS15 49
CHP84CCP1070 52
CHP84CCP110 52
CHP84CCP125 52
CHP84CCP15 52
CHP84SS11 51
CHP84SS110 51
CHP84SS115 51
CHP84SS12 51
CHP84SS13 51
CHP84SS15 51
CHP84SST11 51
CHP84SST110 51
CHP84SST115 51
CHP84SST12 51
CHP84SST13 51
CHP84SST15 51
CHP8SS11 50
CHP8SS110 50
CHP8SS115 50
CHP8SS12 50
CHP8SS13 50
CHP8SS15 50
CMPAP12CC1xx 59
CMPAP12CC2xx 59
CMPAP12CX1xx 60
CMPAP12CXF1xx 60
CMPAP12RR1xx 61
CMPAP12RR2xx 61
CMPAP12RX1xx 62
CMPAP12RXF1xx 62
CMPAP12SB1xx 57
CMPAP12xx 56
CMPAP168SB1xx 57
CMPAP16CC1xx 59
CMPAP16CC2xx 59
CMPAP16CX1xx 60
CMPAP16CXF1xx 60
CMPAP16RR1xx 61
CMPAP16RR2xx 61
CMPAP16RX1xx 62
CMPAP16RXF1xx 62
CMPAP16SB1xx 57
CMPAP16xx 56
CMPAP24CC1xx 59
CMPAP24CC2xx 59
CMPAP24CX1xx 60
CMPAP24CXF1xx 60
CMPAP24RR1xx 61
CMPAP24RR2xx 61
CMPAP24RX1xx 62
CMPAP24RXF1xx 62
CMPAP24SB1xx 57
CMPAP24xx 56
CMPAP32CC1xx 59
CMPAP32CC2xx 59
CMPAP32CX1xx 60
CMPAP32CXF1xx 60
CMPAP32RR1xx 61
CMPAP32RR2xx 61
CMPAP32RX1xx 62
CMPAP32RXF1xx 62
CMPAP32SB1xx 57
CMPAP32xx 56
CMPAP4xx 56
CMPAP84SB1xx 57
CMPAP8SB1xx 57
CMPAP8xx 56
COBRA 13
CORDKX6A1 154

CORDKX6A10	154
CORDKX6A100	154
CORDKX6A15	154
CORDKX6A2	154
CORDKX6A20	154
CORDKX6A25	154
CORDKX6A30	154
CORDKX6A5	154
CORDKX6A50	154
CORDKX6AR1	154
CORDKX6AR10	154
CORDKX6AR15	154
CORDKX6AR2	154
CORDKX6AR20	154
CORDKX6AR25	154
CORDKX6AR5	154
CORDPW751	155
CORDPW7510	155
CORDPW7515	155
CORDPW752	155
CORDPW7520	155
CORDPW7525	155
CORDPW7530	155
CORDPW755	155
CORDPW7550	155
CORNF13G25110	122
CORNF13G25120	122
CORNF13G25125	122
CORNF13G2515	122
CORNF19G25110	122
CORNF19G25120	122
CORNF19G25125	122
CORNF19G2515	122
CORNF3G1511	123
CORNF3G15110	123
CORNF3G15115	123
CORNF3G15120	123
CORNF3G15125	123
CORNF3G1513	123
CORNF3G1515	123
CORNF3G25110	123
CORNF3G25120	123
CORNF3G2513	123
CORNF3G2515	123
CORNF3G25A25	123
CORNF3G25A30	123
CORNF3G25A50	123
CORNFP3G1511	124
CORNFP3G1512	124
CORNFP3G1513	124
CORNFP3G1515	124
CORNFP3G2511	125
CORNFP3G2512	125
CORNFP3G2513	125
CORNFP3G2515	125
CORPP3G15110	124
CORPP3G1513	124
CORPP3G1515	124
CORPP3G25110	125
CORPP3G2513	125
CORPP3G2515	125
CORPPC3G15110	124
CORPPC3G1513	124
CORPPC3G1515	124
CORPPC3G25110	125
CORPPC3G2513	125
CORPPC3G2515	125
CRJ2451100	100
CRJ2451100NE	100
CRJ2451100NEROL	100
CRJ245110NE	100
CRJ245120	100
CRJ245120NE	100
CRJ245120NEROL	100
CRJ245130	100
CRJ245130NE	100
CRJ245130NEROL	100
CRJ24513N	100
CRJ245150	100
CRJ245150NE	100
CRJ245150NEROL	100
CRJ24515N	100
CRJ245170	100
CRJ245170NE	100
CRJ245170NEROL	100
CRJ245180	100
CRJ245180NE	100
CRJ245180NEROL	100
CRJ451005	99
CRJ451005NE	99
CRJ4511	99
CRJ45110	99
CRJ45110NE	99
CRJ4511NE	99
CRJ4512	99
CRJ45120	99
CRJ45120NE	99
CRJ4512NE	99
CRJ4513	99
CRJ4513NE	99
CRJ4515	99
CRJ45150	99
CRJ45150NE	99
CRJ45150NEROL	99
CRJ4515NE	99
CRJ45180	99
CRJ45180NE	99
CRJ45180NEROL	99
CRJ64511	101
CRJ645110	101
CRJ6451100	101
CRJ6451100NE	101
CRJ645110NE	101
CRJ645115	101
CRJ645115NE	101
CRJ64511NE	101
CRJ64512	101
CRJ645120	101
CRJ645120NE	101
CRJ64512NE	101
CRJ64513	101
CRJ645130	101
CRJ645130NE	101
CRJ64513NE	101
CRJ645140	101
CRJ645140NE	101
CRJ64515	101
CRJ645150	101
CRJ645150NE	101
CRJ64515NE	101
CRJ645170	101
CRJ645170NE	101
CRJ645180	101
CRJ645180NE	101
CRJ645A1100NE	102
CRJ645A1100NEROL	102
CRJ645A1100S2	103
CRJ645A1100S2N	104
CRJ645A1100S2NROL	104
CRJ645A1100S2ROL	103
CRJ645A110NE	102
CRJ645A110S2	103
CRJ645A110S2N	104
CRJ645A115NE	102
CRJ645A115S2	103
CRJ645A115S2N	104
CRJ645A11NE	102
CRJ645A11S2	103
CRJ645A11S2N	104
CRJ645A120NE	102
CRJ645A120S2	103
CRJ645A120S2N	104
CRJ645A12NE	102
CRJ645A130NE	102
CRJ645A130S2	103
CRJ645A130S2N	104
CRJ645A13NE	102
CRJ645A13S2	103
CRJ645A13S2N	104
CRJ645A140NE	102
CRJ645A140S2	103
CRJ645A140S2N	104
CRJ645A150NE	102
CRJ645A150NEROL	102
CRJ645A150S2	103
CRJ645A150S2N	104
CRJ645A150S2NROL	104
CRJ645A150S2ROL	104
CRJ645A15NE	102
CRJ645A15S2	103
CRJ645A15S2N	104
CRJ645A170NE	102
CRJ645A170NEROL	102
CRJ645A170S2	103
CRJ645A170S2N	104
CRJ645A170S2NROL	104
CRJ645A170S2ROL	103
CRJ645A180NE	102
CRJ645A180NEROL	102
CRJ645A180S2	103
CRJ645A180S2N	104
CRJ645A180S2NROL	104
CRJ645A180S2ROL	103
CSPIDERF3G15P1050	122
CSPIDERM3G15P1050	122
CSVGA110ES	180
CSVGA110N	180
CSVGA115ES	180
CSVGA115N	180
CSVGA11N	180
CSVGA120ES	180
CSVGA120N	180
CSVGA12N	180
CSVGA130ES	180
CSVGA130N	180
CSVGA13N	180
CSVGA15ES	180
CSVGA15N	180
CSVGAB1020	181
CSVGAB12	181
CSVGAB2020	181
CSVGAB22	181
CSVGAFB1020	181
CSVGAFB12	181
CSVGAFB2020	181
CSVGAFB22	181
CSVGAJ110ES	188
CSVGAJ110N	187
CSVGAJ110NC	188
CSVGAJ115N	187
CSVGAJ120ES	188
CSVGAJ120NC	187
CSVGAJ120NC	188
CSVGAJ12N	187
CSVGAJ13N	187
CSVGAJ15ES	188
CSVGAJ15NC	187
CSVGAJ15NC	188
CTR1121100L	158
CTR112110L	158
CTR1121150L	158
CTR1121200L	158
CTR112125L	158
CTR112150L	158
CTR11215L	158
CTRA21100L	157
CTRA2110L	157
CTRA21150L	157
CTRA21200L	157
CTRA2125L	157
CTRA2150L	157
CTRA215L	157
CTRA81100L	158
CTRA8110L	158
CTRA81150L	158
CTRA81200L	158
CTRA8125L	158
CTRA8150L	158
CTRA815L	158
CTRB21100L	157
CTRB2110L	157
CTRB21150L	157
CTRB21200L	157
CTRB2125L	157
CTRB2150L	157
CTRB215L	157
CUHD0628AR110ES	196
CUHD0628AR115ES	196
CUHD0628AR120ES	196
CUHD0628AR15ES	196
CUHD0628LS110ES	194
CUHD0628LS110NC	196
CUHD0628LS115ES	194
CUHD0628LS115NC	196
CUHD0628LS120ES	194
CUHD0628LS120NC	196
CUHD0628LS15ES	194
CUHD0628LS15NC	196
CUHD0628LSZH1025	155
CUHD0628LSZH1050	155
CUHD0628LSZH11	155
CUHD0628LSZH110	155
CUHD0628LSZH115	155
CUHD0628LSZH12	155
CUHD0628LSZH120	155
CUHD0628LSZH125	155
CUHD0628LSZH130	155
CUHD0628LSZH140	155
CUHD0628LSZH15	155
CUHD1250FL11	155
CUHD1250FL110	155
CUHD1250FL1100ROL	156
CUHD1250FL115	155
CUHD1250FL1150ROL	156
CUHD1250FL12	155
CUHD1250FL120	155
CUHD1250FL1200ROL	156
CUHD1250FL125	155
CUHD1250FL130	155
CUHD1250FL140	155

CUHD1250FL15	155
CUHD1250FL150ROL	156
CUHD1250FLP11	156
CUHD1250FLP110	156
CUHD1250FLP1100ROL	156
CUHD1250FLP115	156
CUHD1250FLP1150ROL	156
CUHD1250FLP12	156
CUHD1250FLP120	156
CUHD1250FLP1200ROL	156
CUHD1250FLP125	156
CUHD1250FLP130	156
CUHD1250FLP140	156
CUHD1250FLP15	156
CUHD1250FLP150ROL	156
CUSB3A13ES	210
CUSB3A15ES	210
CUSB3AA208	210
CUSB3AB108	209
CUSB3AB13	209
CUSB3AB15	209
CUSB3B13ES	210
CUSB3B15ES	210
CVB75025	154
CVB751	154
CVB7510	154
CVB7515	154
CVB752	154
CVB7520	154
CVB7530	154
CVB755	154
D0628HQ	148
DAC	23
DBABL	29
DFC75	148
DIERBNCPDC	147
DIERBNCPDU	147
DIERBNCPS	147
DIERBNCZ	147
DIGI1	24
DIGI12	26
DIGI16	26
DIGI1LSZH	24
DIGI2	26
DIGI24	26
DIGI32	26
DIGI4	26
DIGI8	26
DIGIB12LSZH	27
DIGIB16LSZH	27
DIGIB24LSZH	27
DIGIB2LSZH	27
DIGIB32LSZH	27
DIGIB4LSZH	27
DIGIB8LSZH	27
DIGIMIC	25
DMC75HQ	148
DMC75S	148
DMS50	148
DMSE75COMP	148
DMSE75HQ	148
DMSE75S	148
DMSER50	148
DMX512	69
DMX512FRNC	69
DMX512N	69
DSSE75HQ	148
DUAL22	14
DUAL22HQ	14
DUALMIC	11
DVCB100HQ	148
DVCB100S	148
DVCB75HQ	148
DVCB75MS	148
EB75HQ	148
ECOFF12UP450T	166
ECOFF12UP600	166
ECOFF15UP450T	166
ECOFF15UP600	166
ECOFF6UP450T	166
ECOFF9UP450T	166
ECOFF9UP600	166
ECOFFAN1V	166
ECOFFAN2V	166
ECOFFWHEEL	166
EF8	40
EF8B	40
EFS108	36
EFS40	36
EFS64	36
EFS72	36
EM8	40
EM8B	40
EMS108	37
EMS40	37
EMS64	37
EMS72	37
ERA3T675CTL	131
ETA0119	167
ETA0219	167
ETA0219R	167
ETA0319	167
EXT	39
EXTALCT1250	94
EXTALCT129125	94
EXTALCT2450	94
EXTALCT249125	94
EXTALCT650	94
EXTALCT69125	94
F3SF3S	35
F6SF6S	35
FF8	40
FF8B	40
FFA3T675CTAY11	131
FFA3T675CTAY13S	131
FFA3T675CTAY92S	131
FFS108	36
FFS40	36
FFS64	36
FFS72	36
FHP215	15
FHP215CR1C1	18
FHP225	15
FHP225CR1C1	18
FHP225FRNC	17
FHP2400	15
FHP2400CR1C1	18
FHP240FRNC	17
FHP415CR1C1	18
FHP425	15
FHP425CR1C1	18
FHP425FRNC	17
FHP4400	15
FHP4400CR1C1	18
FHP4400FRNC	17
FHP825	15
FHP8400N	15
FM8	40
FM8B	40
FMR222	10
FMR240	10
FMS108	37
FMS40	37
FMS64	37
FMS72	37
FOFIRE1250125	91
FOFIRE12OM4	91
FOFIRE12OS2	91
FOFIRE240125	91
FOFIRE24OM4	91
FOFIRE24OS2	91
FOFIRE650125	91
FOFIRE6OM4	91
FOFIRE6OS2	91
FOLIVE12OM3	90
FOLIVE12OS2	90
FOLIVE2OM3	90
FOLIVE2OS2	90
FOLIVE4OM3	90
FOLIVE4OS2	90
FOLIVE8OM3	90
FOLIVE8OS2	90
GIGAAUDIO	79
GT1D	169
GT235RM	168
GT24D	169
GT310	168
GT310RM	168
GT380	168
GT380RM	168
GT450	168
GT480RMFK	168
GT8D	169
GTADP3	169
GTADP4	169
HDFO	146
HT380	168
HT480	168
HT481	168
HT482	168
HT582	168
HXRBNC	147
INST	39
INTEX1250	93
INTEX12509125	93
INTEX1250OM3	93
INTEX1250OM4	93
INTEX2450	93
INTEX24509125	93
INTEX2450OM3	93
INTEX2450OM4	93
INTEX650	93
INTEX6509125	93
INTEX650OM3	93
INTEX650OM4	93
JA14	6
JA28	6
JA28110	23
JLCLCxxDMONO	105
JLCLCxxDMUL50OM3	105
JSCSCxxDMONO	105
JSCSCxxDMUL50OM3	105
JSTSTxxDMONO	105
JSTSTxxDMUL50OM3	105
KEYSTD	97
KITS2CEB	130
KOMBxxRM	169
KOMBxxSO	169
M100x	130
M3S2F3S	35
M3SF6S	35
M50BN	130
M50BRx	130
M6SF3S	35
M75Bx	130
MC75	128
MCCFP	141
MCCFP110NC	181
MCCFP115NC	181
MCCFP120NC	181
MCCFP125NC	181
MCCFP130NC	181
MCCFP15NC	181
MIC222	8
MIC222FRNC	8
MIC240	9
MK6AFS	97
MMCP86MET	95
MMCP8METBW	96
MMCRJ45SC5UNIV	95
MMCRJ45SC6BW1	96
MMCRJ45SC6SI	96
MMCRJP8BLMER1	95
MPAI12	21
MPAI16	21
MPAI2	21
MPAI24	21
MPAI32	21
MPAI4	21
MPAI8	21
MPAP12	22
MPAP16	22
MPAP2	22
MPAP20	22
MPAP24	22
MPAP32	22
MPAP4	22
MPAP40	22
MPAP48	22
MPAP8	22
MRJBWx1	95
MRJSR6x	95
MULTI12IE50	92
MULTI12IE50OM3	92
MULTI12IE50OM4	92
MULTI12IE9125	92
MULTI24IE50	92
MULTI24IE50OM3	92
MULTI24IE50OM4	92
MULTI24IE9125	92
MULTI2IE50	92
MULTI2IE50OM3	92
MULTI2IE50OM4	92
MULTI2IE9125	92
MULTI4IE50	92
MULTI4IE50OM3	92
MULTI4IE50OM4	92
MULTI4IE9125	92
MULTI6IE50	92
MULTI6IE50OM3	92
MULTI6IE50OM4	92
MULTI6IE9125	92
MULTI8IE50	92
MULTI8IE50OM3	92
MULTI8IE50OM4	92
MULTI8IE9125	92
NA02MH1WA	98
NA02SH1WA	98
NA2FPMF	34
NA2MPMF	34

NA2MPMM	34
NA3FF	34
NA3FJ	34
NA3FP	34
NA3M	34
NA3MJ	34
NA3MM	34
NA3MP	34
NAC3FCA	121
NAC3FCB	121
NAC3FPX	121
NAC3FXW	121
NAC3MPA1	121
NAC3MPB1	121
NAC3MPX	121
NAC3MXW	121
NAC3P	121
NADITBNCF	35
NADITBNCFX	35
NADITBNCM	35
NADITBNCMX	35
NAHDMIW	153
NAHDMIWB	153
NBB75DFG	147
NBB75DFGB	147
NBB75DFI	147
NBB75DFIB	147
NBB75FI	147
NBNC75BFG7	147
NBNC75BLP9	147
NBNC75BLP9+	147
NBNC75BTU11	147
NBNC75BVZ17	147
NBNC75BXU13	147
NC1515	35
NC1523	35
NC1524	35
NC1525	35
NC1525	35
NC3FDLX	29
NC3FDLXB	29
NC3FDLXBAG	29
NC3FMC	29
NC3FMCB	29
NC3FRX	29
NC3FRXBAG	29
NC3FXX	29
NC3FXXB	29
NC3FXXBAG	29
NC3MDLX	29
NC3MDLXB	29
NC3MDLXBAG	29
NC3MRX	29
NC3MRXBAG	29
NC3MXX	29
NC3MXXB	29
NC3MXXBAG	29
NE8FDP	95
NE8FDPB	95
NE8FDV	95
NE8FDVB	95
NE8FDVYK	95
NE8FDVYKB	95
NE8FDXP6	96
NE8FDXP6B	96
NE8FDXY6	96
NE8FDXY6B	96
NE8FF	95
NE8MC	95
NE8MC1	95
NE8MC1B	95
NE8MCB	95
NE8MX6	96
NE8MX6B	96
NJ3FC6	30
NJ3FC6BAG	30
NJ3FP6C	30
NJ3FP6CBAG	30
NKO2MA2100	114
NKO2MA2150	114
NKO2MA2200	114
NKO2MA2300	114
NKO2SA2100	114
NKO2SA2150	114
NKO2SA2200	114
NKO2SA2300	114
NKO2SS1A3100	115
NKO2SS1A5150	115
NKO4MA2100	114
NKO4MA2150	114
NKO4MA2200	114
NKO4MA2300	114
NKO4SA2100	115
NKO4SA2150	115
NKO4SA2200	115
NKO4SA2300	115
NL2FX	31
NL2MP	31
NL4FRX	31
NL4FX	31
NL4LJX	31
NL4MMX	31
NL4MP	31
NL4MPR	31
NL8FC	31
NL8MM	31
NL8MPR	31
NLT4FX	31
NLT4FXBAG	31
NLT4MP	31
NLT4MX	31
NLT4MXBAG	31
NLT8FX	31
NLT8FXBAG	31
NLT8MP	31
NLT8MX	31
NLT8MXBAG	31
NO24FDWA	98
NO4FDWA	98
NP2RX	30
NP2RXB	30
NP2RXBAG	30
NP2X	30
NP2XB	30
NP2XBAG	30
NP3RX	30
NP3RXB	30
NP3RXBAG	30
NP3TBB	30
NP3TBR	30
NP3TTPB	30
NP3TTPR	30
NP3X	30
NP3XB	30
NP3XBAG	30
PAN119	162
PAN11912	162
PAN11916	162
PAN11916T	162
PAN1191V	162
PAN1198	162
PAN219	162
PAN2192V	162
PAN21932	162
PAN21932T	162
PAN319	162
PAN3193V	162
PAN419	162
PAN4194V	162
PANPCA	162
PBNCC	130
PBNCCOMP	130
PBNCS	130
PC16F	109
PC16M	109
PFS108	36
PFS40	36
PFS64	36
PFS72	36
PMS108	37
PMS40	37
PMS64	37
PMS72	37
PPC	39
PSA3T675CTLY11SH	131
PSA3T675CTLY13S	131
PSA3T675CTLY92S	131
PW75	129
PXRx	30
RCAFDB	32
RCAFDR	32
RCAFM6M	35
RCAMDB	33
RCAMDR	33
RCAMOB	33
RCAMOB	33
RCAMOBL	33
RCAMOJ	33
RCAMON	33
RCAMOR	33
RCAMOV	33
RFM8	40
RJ45MH	32
RNF13G25	118
RNF19G25	118
RNF3G15	118
RNF3G25	118
RNF3G6	118
RNF4G15	118
RNF5G16	118
RNF5G25	118
RNF5G25	118
RNF5G6	118
RZ61CB	33
RZ61CJ	33
RZ61CN	33
RZ61CR	33
S2C4R5SH	87
S2C4R6ATSH	89
S2C4R6SH	88
S2C4S6	81
S2C8R6ATSH	89
S2C8R6SH	88
S2CPWG6A	97
SA332	130
SB12	163
SB12C37	58
SB12C40	58
SB16	163
SB16C54	58
SB16C64	58
SB192	163
SB193	163
SB194	163
SB195	163
SB24	163
SB24C72	58
SB24C85	58
SB32	163
SB32C108	58
SB32C150	58
SB40	163
SB48C150	58
SB8	163
SBHP84L	54
SBHP84N	54
SBOBT	163
SBOBT22	163
SBOBT28	163
SBOBT37	163
SCDPx	29
SCDX	29
SDB15HDS	131
SK4700	169
SK4701	169
STARQUAD	12
T2766	164
T3366	164
T3388	164
T4266	164
T4268	164
T42810	164
T4286	164
T4288	164
T4788	164
TIR219F	167
TIR319F	167
TIR419F	167
TMFF75HQ	149
TOUR	39
TOUR150	39
TPI75FFHQ	149
TRIAX11	145
TRIAX8	145
TRIAXA2	144
TRIAXB2	144
TT14	11
TT14B	11
TT14R	11
UHD0628LSZH	133
UHD08370LSZH	134
UHD08370ULTRA	139
UHD10460LSZH	135
UHD1250FLEX	137
UHD1250FLEXPUR	138
UHD1250ULTRA	140
UHD16720LSZH	136
VCB100	131
VCB100LSZH	131
VCB75	130
VCB7510	130
VIPER	9
VIPERB	9
VIPERR	9
XF3	32
XF3N	32
XM3	32
XM3N	32
XXRx	29

LEGEND OF PICTOGRAMS



Construction Products Regulation
Euroclass certified



Cables for mobile application
Great flexibility cables, tractions strenghts with abrasions and are easily lovables



Cables for fixed application
Conceived to transmit the audio and video signals on important distances and in electromagnetic environments with strong pollution



Analog
Cables are usually used for microphone, instrumental... signals and for some video links



Digital
Cables transmit digital signals. The characteristic impedance is 110 Ohm



High Definition Tv
Defined by standard SMPTE424M - 3 Gbits/s



Ultra High Definition
Defined by standard SMPTE2081.1 - 6 Gbits/s



Serial Digital Interface
It's an universal interface for digital video



Cable category



Oxygen Free Copper
Cables having a copper a low oxygen content



Fire resistance



LSZH cable
Cable with an external jacket which in case of fire doesn't release from toxic smoke: chloride, brominates, iodine and fluorine



Cable for unbalanced links



Cable for balanced links



Indoor / outdoor use



Colour jacket
Black, blue or red



Rodent resistance



Water resistance



Loose tube fiber



Tight buffer fiber



cae
GROUPE

Air Park de Paris-Sud - Bâtiment le Cormoran
3 rue Jeanne Garnerin 91320 Wissous, France

Phone: +33 (0)1 69 79 14 34 - Fax: +33 (0)1 69 79 14 61
Email: export@cae-groupe.fr - www.cae-groupe.fr

member of the TKH Group

Édition Mars 2018