Rittal –The System.

Faster – Better – Worldwide.

Rittal – **JB and WM Specification Guide**



JB and WM Industrial Wallmount Enclosures and Accessories

FRIEDHELM LOH GROUP

Why Choose Rittal?

Rittal understands the challenges faced every day by our customers as they strive to find solutions to their unique application requirements that aren't just effective, but cost-effective as well. That's why we engineer our wallmount and junction box enclosures to be the best available in the world today in form, function and value for the money. Design features like foamed-in-place gasketing and knife-edge perimeters are examples of the attention to detail inspired by real-world applications that help our customers realize their goals for success.

Rittal wallmount and junction box enclosures provide the protection, flexibility and value that translate to reliable and lasting solutions for today's intensive "return on investment" business mentality. Rittal's WM and JB enclosures are focused on meeting the needs of the North American market—readily available in all of the most popular sizes, protection categories and configurations used by our customers. Combined with a full range of accessories, Rittal's wallmount and junction box enclosures can be tailored to customer specifications to create truly customized solutions.

Constructed to fulfill the premium standards that have made us a worldwide leader, Rittal's enclosures are proof positive that through intelligent engineering and manufacturing processes, it is possible to create quality solutions that are also highly affordable.

The Rittal Corporation is the U.S. subsidiary of Rittal GmbH & Co. KG and manufactures the world's leading industrial and IT enclosures, racks and accessories, including climate control and power management systems for industrial, data center, outdoor and hybrid applications. For more information about Rittal and its products, please visit www.rittal-corp.com or call 1-800-477-4000.



JB Junction Box Enclosure



WM Wallmount Enclosure

A Better Box—Rittal Wallmount Enclosures

Multi-fold unibody construction

- Improved enclosure stability with fewer welds

Durable protective finish (carbon steel enclosures)

- Industry exclusive Electrophoretic dip-coat primer
- Powder-coated surface for added protection

Flange-trough collar opening

- Channels liquids and dust away from enclosure gasket and enclosure interior

Seamless foamed-in-place gasket

- Provides secure seal against contaminates

Pre-punched holes in enclosure body for easily reversing door hinging

- Flexibility to rotate door quickly and easily

Integrated mounting blocks (carbon steel) or pem studs (stainless steel)

- Quick installation of dead front kits and other accessories

Quarter-turn cam lock system with interchangeable inserts

- Secure, adaptable enclosure latching

Mounting holes (carbon steel) and blind riv-nuts (stainless steel)

- External mounting brackets also available

Zinc-plated mounting panel included standard (WM enclosures)

- Cost savings when compared to other manufacturers
- Instant grounding without scraping paint saves time and money

WM enclosures use quick-release hidden 130° door hinges

- Easy door removal—labor savings when cutting holes in door

JB enclosures include 180° door hinges standard

- Door swings completely open for easy access



Rittal Online

More than a manufacturer of superior industrial enclosure products, Rittal Corporation provides you with the tools you require to create solutions that work for today and prepare you for tomorrow.

Getting the information you need is as easy as visiting our website—**www.rittal-corp.com**.

- **Product overviews**
- **2D drawings and 3D CAD models**
- **Certifications**
- **Service & support**
- **Literature**
- **Events & training**
- **Software**
- **Locate a distributor**
- **Latest news**

Courtesy of Steven Engineering, Inc.-230 Ryan Way, South San Francisco, CA 94080-6370-Main Office: (650) 588-9200-Outside Local Area: (800) 258-9200-www.stevenengineering.com

Junction Box Enclosures

Configuration:
One-piece welded cold-rolled steel body
Left-hand hinged door
Single quarter-turn latch with screwdriver insert
Foamed-in-place gasket
Wallmounting holes (carbon steel versions) and blind riv-nuts (stainless steel versions)
Note: Zinc-plated mounting panel sold separately

Material:
Housing and door (carbon steel):
Dip-coat primed, powder-coated
RAL 7035 light gray, 16ga (1.5 mm)
Housing and door (stainless steel):
Stainless Steel, 16ga (1.5 mm), #4 Brushed Finish

Protection Ratings:
UL/cUL Type 1, 3R, 12, 4 (4X stainless steel)
UL File Number E170282



Understanding the Part Number:

JB 12 12 06 H C

- JB — **Product Type**
- 12 — **Height**
- 12 — **Width**
- 06 — **Depth**
- H — **Cover Type**: H = Hinged
- C — **Material**: C = Carbon Steel; 4 = Stainless Steel 304; 6 = Stainless Steel 316

JB Junction Box Enclosures—Carbon Steel

Part No.	Description	Door(s)	H (in)	H (mm)	W (in)	W (mm)	D (in)	D (mm)	Mounting Panel*	Panel H (in)	Panel H (mm)	Panel W (in)	Panel W (mm)
JB040403HC	JB 4x4x3 Hinge Cover Carbon Steel	1	4	100	4	100	3	75	–	–	–	–	–
JB060403HC	JB 6x4x3 Hinge Cover Carbon Steel	1	6	150	4	100	3	75	JBMP0604	5	135	3	75
JB060404HC	JB 6x4x4 Hinge Cover Carbon Steel	1	6	150	4	100	4	100	JBMP0604	5	135	3	75
JB060604HC	JB 6x6x4 Hinge Cover Carbon Steel	1	6	150	6	150	4	100	JBMP0606	5	135	5	135
JB080604HC	JB 8x6x4 Hinge Cover Carbon Steel	1	8	200	6	150	4	100	JBMP0806	7	185	5	135
JB080804HC	JB 8x8x4 Hinge Cover Carbon Steel	1	8	200	8	200	4	100	JBMP0808	7	185	7	175
JB100804HC	JB 10x8x4 Hinge Cover Carbon Steel	1	10	250	8	200	4	100	JBMP1008	9	235	7	175
JB120604HC	JB 12x6x4 Hinge Cover Carbon Steel	1	12	300	6	150	4	100	JBMP1206	11	285	5	125
JB121005HC	JB 12x10x5 Hinge Cover Carbon Steel	1	12	300	10	250	5	125	JBMP1210	11	285	9	225
JB080606HC	JB 8x6x6 Hinge Cover Carbon Steel	1	8	200	6	150	6	150	JBMP0806	7	185	5	125
JB100806HC	JB 10x8x6 Hinge Cover Carbon Steel	1	10	250	8	200	6	150	JBMP1008	9	235	7	175
JB101006HC	JB 10x10x6 Hinge Cover Carbon Steel	1	10	250	10	250	6	150	JBMP1010	9	235	9	225
JB121006HC	JB 12x10x6 Hinge Cover Carbon Steel	1	12	300	10	250	6	150	JBMP1210	11	285	9	225
JB121206HC	JB 12x12x6 Hinge Cover Carbon Steel	1	12	300	12	300	6	150	JBMP1212	11	285	11	275
JB141206HC	JB 14x12x6 Hinge Cover Carbon Steel	1	14	350	12	300	6	150	JBMP1412	13	335	11	275
JB161406HC	JB 16x14x6 Hinge Cover Carbon Steel	1	16	400	14	350	6	150	JBMP1614	15	385	13	325
JB121008HC	JB 12x10x8 Hinge Cover Carbon Steel	1	12	300	10	250	8	200	JBMP1210	11	285	9	225
JB161408HC	JB 16x14x8 Hinge Cover Carbon Steel	1	16	400	14	350	8	200	JBMP1614	15	385	13	325
JB161410HC	JB 16x14x10 Hinge Cover Carbon Steel	1	16	400	14	350	10	250	JBMP1614	15	385	13	325

*Zinc-plated mounting panel sold separately; see page 14 for additional mounting panel options

Part numbers highlighted in blue are standard stock items. Other items are subject to standard lead times.

Courtesy of Steven Engineering, Inc.-230 Ryan Way, South San Francisco, CA 94080-6370-Main Office: (650) 588-9200-Outside Local Area: (800) 258-9200-www.stevenengineering.com

JB Junction Box Enclosures—Type 304 Stainless Steel

Part No.	Description	Door(s)	H (in)	H (mm)	W (in)	W (mm)	D (in)	D (mm)	Mounting Panel*	Panel H (in)	Panel H (mm)	Panel W (in)	Panel W (mm)
JB040403H4	JB 4x4x3 Hinge Cover Type 304	1	4	100	4	100	3	75	–	–	–	–	–
JB060403H4	JB 6x4x3 Hinge Cover Type 304	1	6	150	4	100	3	75	JBMP0604	5	135	3	75
JB060404H4	JB 6x4x4 Hinge Cover Type 304	1	6	150	4	100	4	100	JBMP0604	5	135	3	75
JB060604H4	JB 6x6x4 Hinge Cover Type 304	1	6	150	6	150	4	100	JBMP0606	5	135	5	125
JB080604H4	JB 8x6x4 Hinge Cover Type 304	1	8	200	6	150	4	100	JBMP0806	7	185	5	125
JB080804H4	JB 8x8x4 Hinge Cover Type 304	1	8	200	8	200	4	100	JBMP0808	7	185	7	175
JB100804H4	JB 10x8x4 Hinge Cover Type 304	1	10	250	8	200	4	100	JBMP1008	9	235	7	175
JB120604H4	JB 12x6x4 Hinge Cover Type 304	1	12	300	6	150	4	100	JBMP1206	11	285	5	125
JB121005H4	JB 12x10x5 Hinge Cover Type 304	1	12	300	10	250	5	125	JBMP1210	11	285	9	225
JB080606H4	JB 8x6x6 Hinge Cover Type 304	1	8	200	6	150	6	150	JBMP0806	7	185	5	125
JB100806H4	JB 10x8x6 Hinge Cover Type 304	1	10	250	8	200	6	150	JBMP1008	9	235	7	175
JB101006H4	JB 10x10x6 Hinge Cover Type 304	1	10	250	10	250	6	150	JBMP1010	9	235	9	225
JB121006H4	JB 12x10x6 Hinge Cover Type 304	1	12	300	10	250	6	150	JBMP1210	11	285	9	225
JB121206H4	JB 12x12x6 Hinge Cover Type 304	1	12	300	12	300	6	150	JBMP1212	11	285	11	275
JB141206H4	JB 14x12x6 Hinge Cover Type 304	1	14	350	12	300	6	150	JBMP1412	13	335	11	275
JB161406H4	JB 16x14x6 Hinge Cover Type 304	1	16	400	14	350	6	150	JBMP1614	15	385	13	325
JB121008H4	JB 12x10x8 Hinge Cover Type 304	1	12	300	10	250	8	200	JBMP1210	11	285	9	225
JB161408H4	JB 16x14x8 Hinge Cover Type 304	1	16	400	14	350	8	200	JBMP1614	15	385	13	325
JB161410H4	JB 16x14x10 Hinge Cover Type 304	1	16	400	14	350	10	250	JBMP1614	15	385	13	325

*Zinc-plated mounting panel sold separately; see page 14 for additional mounting panel options

JB Junction Box Enclosures—Type 316L Stainless Steel

Part No.	Description	Door(s)	H (in)	H (mm)	W (in)	W (mm)	D (in)	D (mm)	Mounting Panel*	Panel H (in)	Panel H (mm)	Panel W (in)	Panel W (mm)
JB040403H6	JB 4x4x3 Hinge Cover Type 316L	1	4	100	4	100	3	75	–	–	–	–	–
JB060403H6	JB 6x4x3 Hinge Cover Type 316L	1	6	150	4	100	3	75	JBMP0604	5	135	3	75
JB060404H6	JB 6x4x4 Hinge Cover Type 316L	1	6	150	4	100	4	100	JBMP0604	5	135	3	75
JB060604H6	JB 6x6x4 Hinge Cover Type 316L	1	6	150	6	150	4	100	JBMP0606	5	135	5	125
JB080604H6	JB 8x6x4 Hinge Cover Type 316L	1	8	200	6	150	4	100	JBMP0806	7	185	5	125
JB080804H6	JB 8x8x4 Hinge Cover Type 316L	1	8	200	8	200	4	100	JBMP0808	7	185	7	175
JB100804H6	JB 10x8x4 Hinge Cover Type 316L	1	10	250	8	200	4	100	JBMP1008	9	235	7	175
JB120604H6	JB 12x6x4 Hinge Cover Type 316L	1	12	300	6	150	4	100	JBMP1206	11	285	5	125
JB121005H6	JB 12x10x5 Hinge Cover Type 316L	1	12	300	10	250	5	125	JBMP1210	11	285	9	225
JB080606H6	JB 8x6x6 Hinge Cover Type 316L	1	8	200	6	150	6	150	JBMP0806	7	185	5	125
JB100806H6	JB 10x8x6 Hinge Cover Type 316L	1	10	250	8	200	6	150	JBMP1008	9	235	7	175
JB101006H6	JB 10x10x6 Hinge Cover Type 316L	1	10	250	10	250	6	150	JBMP1010	9	235	9	225
JB121006H6	JB 12x10x6 Hinge Cover Type 316L	1	12	300	10	250	6	150	JBMP1210	11	285	9	225
JB121206H6	JB 12x12x6 Hinge Cover Type 316L	1	12	300	12	300	6	150	JBMP1212	11	285	11	275
JB141206H6	JB 14x12x6 Hinge Cover Type 316L	1	14	350	12	300	6	150	JBMP1412	13	335	11	275
JB161406H6	JB 16x14x6 Hinge Cover Type 316L	1	16	400	14	350	6	150	JBMP1614	15	385	13	325
JB121008H6	JB 12x10x8 Hinge Cover Type 316L	1	12	300	10	250	8	200	JBMP1210	11	285	9	225
JB161408H6	JB 16x14x8 Hinge Cover Type 316L	1	16	400	14	350	8	200	JBMP1614	15	385	13	325
JB161410H6	JB 16x14x10 Hinge Cover Type 316L	1	16	400	14	350	10	250	JBMP1614	15	385	13	325

*Zinc-plated mounting panel sold separately; see page 14 for additional mounting panel options

Part numbers highlighted in blue are standard stock items. Other items are subject to standard lead times.

Courtesy of Steven Engineering, Inc.-230 Ryan Way, South San Francisco, CA 94080-6370-Main Office: (650) 588-9200-Outside Local Area: (800) 258-9200-www.stevenengineering.com

Wallmount Enclosures

Configuration:
One-piece welded cold-rolled steel body
Left-hand hinged door (the carbon steel single door configuration is reversible)
Single door enclosures less than 20” in height have one 1/4 turn latch with screwdriver insert
Single door enclosures 20 - 40” in height have two 1/4-turn latches with screwdriver inserts
Single door enclosures greater than or equal to 42” in height have a 3-point latching L-handle
Double door and disconnect enclosures have a 3-point latching L-handle
Wallmounting holes (carbon steel versions); blind riv-nuts (stainless steel versions)
Foamed-in-place gasket
Zinc-plated mounting panel included
Slope Top enclosures have a 20° sloped roof that overhangs the door

Material:
Housing and door (carbon steel):
Dip-coat primed, powder-coated
RAL 7035 light gray
- 12”H x 12”W - 24”H x 20”W, 16ga (1.5 mm) body and door
- 24”H x 24”W - 36”H x 24”W, 16ga (1.5 mm) body and 14ga (2.0 mm) door
- 36”H x 30”W - 60”H x 36”W, 14ga (2.0 mm) body and door

Housing and door (stainless steel):
Stainless Steel, #4 Brushed Finish

Protection Ratings:
-Single door, disconnect and slope top enclosures
UL/cUL Type 1, 3R, 12, 4 (4X stainless steel)
-Double door enclosures
UL/cUL Type 1, 12
UL File Number E170282



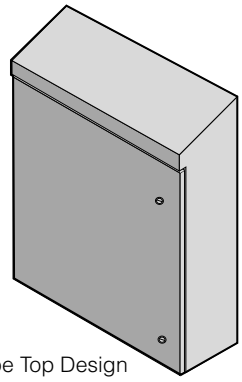

Slope Top Design

Understanding the Part Number:

WM 12 12 06 N C

- WM — Product Type
- 12 — Height
- 12 — Width
- 06 — Depth
- N — **Disconnect**: N = Non-disconnect, X = Disconnect
- C — **Material**: C = Carbon Steel, 4 = Stainless Steel 304, 6 = Stainless Steel 316L

WM Wallmount Enclosures—Carbon Steel

Part No.	Description	Door(s)	H (in)	H (mm)	W (in)	W (mm)	D (in)	D (mm)	Mounting Panel (included)*	Panel H (in)	Panel H (mm)	Panel W (in)	Panel W (mm)
WM121206NC	WM 12x12x6 Carbon Steel	1	12	300	12	300	6	150	WMMP1212	11	275	10	254
WM161206NC	WM 16x12x6 Carbon Steel	1	16	400	12	300	6	150	WMMP1612	15	375	10	254
WM161606NC	WM 16x16x6 Carbon Steel	1	16	400	16	400	6	150	WMMP1616	15	375	14	354
WM162006NC	WM 16x20x6 Carbon Steel	1	16	400	20	500	6	150	WMMP1620	15	375	18	449
WM201606NC	WM 20x16x6 Carbon Steel	1	20	500	16	400	6	150	WMMP2016	19	475	14	354
WM202006NC	WM 20x20x6 Carbon Steel	1	20	500	20	500	6	150	WMMP2020	19	475	18	449
WM241606NC	WM 24x16x6 Carbon Steel	1	24	600	16	400	6	150	WMMP2416	22	570	14	354
WM242006NC	WM 24x20x6 Carbon Steel	1	24	600	20	500	6	150	WMMP2420	22	570	18	449
WM242406NC	WM 24x24x6 Carbon Steel	1	24	600	24	600	6	150	WMMP2424	22	570	22	549
WM302406NC	WM 30x24x6 Carbon Steel	1	30	760	24	600	6	150	WMMP3024	29	730	22	549
WM161208NC	WM 16x12x8 Carbon Steel	1	16	400	12	300	8	210	WMMP1612	15	375	10	254
WM161608NC	WM 16x16x8 Carbon Steel	1	16	400	16	400	8	210	WMMP1616	15	375	14	354
WM162008NC	WM 16x20x8 Carbon Steel	1	16	400	20	500	8	210	WMMP1620	15	375	18	449
WM201608NC	WM 20x16x8 Carbon Steel	1	20	500	16	400	8	210	WMMP2016	19	475	14	354
WM202008NC	WM 20x20x8 Carbon Steel	1	20	500	20	500	8	210	WMMP2020	19	475	18	449
WM202408NC	WM 20x24x8 Carbon Steel	1	20	500	24	600	8	210	WMMP2024	19	475	22	549
WM241608NC	WM 24x16x8 Carbon Steel	1	24	600	16	400	8	210	WMMP2416	22	570	14	354
WM242008NC	WM 24x20x8 Carbon Steel	1	24	600	20	500	8	210	WMMP2420	22	570	18	449
WM242408NC	WM 24x24x8 Carbon Steel	1	24	600	24	600	8	210	WMMP2424	22	570	22	570
WM243008NC	WM 24x30x8 Carbon Steel	1	24	600	30	760	8	210	WMMP2430	22	570	28	704
WM244208NC	WM 24x42x8 Carbon Steel	2	24	600	42	1050	8	210	WMMP2442	22	550	39	1000

*See page 14 for additional mounting panel options

Part numbers highlighted in blue are standard stock items. Other items are subject to standard lead times.

Courtesy of Steven Engineering, Inc.-230 Ryan Way, South San Francisco, CA 94080-6370-Main Office: (650) 588-9200-Outside Local Area: (800) 258-9200-www.stevenengineering.com

WM Wallmount Enclosures—Carbon Steel (continued)

Part No.	Description	Door(s)	H (in)	H (mm)	W (in)	W (mm)	D (in)	D (mm)	Mounting Panel (included)*	Panel H (in)	Panel H (mm)	Panel W (in)	Panel W (mm)
WM302008NC	WM 30x20x8 Carbon Steel	1	30	760	20	500	8	210	WMMP3020	29	730	18	449
WM302408NC	WM 30x24x8 Carbon Steel	1	30	760	24	600	8	210	WMMP3024	29	730	22	549
WM303008NC	WM 30x30x8 Carbon Steel	1	30	760	30	760	8	210	WMMP3030	29	730	28	704
WM362408NC	WM 36x24x8 Carbon Steel	1	36	900	24	600	8	210	WMMP3624	34	870	22	549
WM363008NC	WM 36x30x8 Carbon Steel	1	36	900	30	760	8	210	WMMP3630	34	870	28	704
WM363608NC	WM 36x36x8 Carbon Steel	1	36	900	36	900	8	210	WMMP3636	34	870	33	840
WM423008NC	WM 42x30x8 Carbon Steel	1	42	1050	30	760	8	210	WMMP4230	40	1020	28	704
WM423608NC	WM 42x36x8 Carbon Steel	1	42	1050	36	900	8	210	WMMP4236	40	1020	33	840
WM483608NC	WM 48x36x8 Carbon Steel	1	48	1200	36	900	8	210	WMMP4836	45	1155	33	840
WM202010NC	WM 20x20x10 Carbon Steel	1	20	500	20	500	10	250	WMMP2020	19	475	18	449
WM242010NC	WM 24x20x10 Carbon Steel	1	24	600	20	500	10	250	WMMP2420	22	570	18	449
WM242410NC	WM 24x24x10 Carbon Steel	1	24	600	24	600	10	250	WMMP2424	22	570	22	549
WM302410NC	WM 30x24x10 Carbon Steel	1	30	760	24	600	10	250	WMMP3024	29	730	22	549
WM303010NC	WM 30x30x10 Carbon Steel	1	30	760	30	760	10	250	WMMP3030	29	730	28	704
WM304210NC	WM 30x42x10 Carbon Steel	2	30	760	42	1050	10	250	WMMP3042	28	710	39	1000
WM304810NC	WM 30x48x10 Carbon Steel	2	30	760	48	1200	10	250	WMMP3048	28	710	45	1150
WM362410NC	WM 36x24x10 Carbon Steel	1	36	900	24	600	10	250	WMMP3624	34	870	22	549
WM363010NC	WM 36x30x10 Carbon Steel	1	36	900	30	760	10	250	WMMP3630	34	870	28	704
WM423610NC	WM 42x36x10 Carbon Steel	1	42	1050	36	900	10	250	WMMP4236	40	1020	33	840
WM483610NC	WM 48x36x10 Carbon Steel	1	48	1200	36	900	10	250	WMMP4836	45	1155	33	840
WM603610NC	WM 60x36x10 Carbon Steel	1	60	1500	36	900	10	250	WMMP6036	57	1455	33	840
WM202012NC	WM 20x20x12 Carbon Steel	1	20	500	20	500	12	300	WMMP2020	19	470	18	449
WM242012NC	WM 24x20x12 Carbon Steel	1	24	600	20	500	12	300	WMMP2420	22	570	18	449
WM242412NC	WM 24x24x12 Carbon Steel	1	24	600	24	600	12	300	WMMP2424	22	570	22	549
WM302412NC	WM 30x24x12 Carbon Steel	1	30	760	24	600	12	300	WMMP3024	29	730	22	549
WM303012NC	WM 30x30x12 Carbon Steel	1	30	760	30	760	12	300	WMMP3030	29	730	28	704
WM362412NC	WM 36x24x12 Carbon Steel	1	36	900	24	600	12	300	WMMP3624	34	870	22	549
WM363012NC	WM 36x30x12 Carbon Steel	1	36	900	30	760	12	300	WMMP3630	34	870	28	704
WM363612NC	WM 36x36x12 Carbon Steel	1	36	900	36	900	12	300	WMMP3636	34	870	33	840
WM364212NC	WM 36x42x12 Carbon Steel	2	36	900	42	1050	12	300	WMMP3642	33	850	39	1000
WM364812NC	WM 36x48x12 Carbon Steel	2	36	900	48	1200	12	300	WMMP3648	33	850	45	1150
WM366012NC	WM 36x60x12 Carbon Steel	2	36	900	60	1500	12	300	WMMP3660	33	850	57	1450
WM423612NC	WM 42x36x12 Carbon Steel	1	42	1050	36	900	12	300	WMMP4236	40	1020	33	840
WM426012NC	WM 42x60x12 Carbon Steel	2	42	1050	60	1500	12	300	WMMP4260	39	1000	57	1450
WM483612NC	WM 48x36x12 Carbon Steel	1	48	1200	36	900	12	300	WMMP4836	45	1155	33	840
WM484812NC	WM 48x48x12 Carbon Steel	2	48	1200	48	1200	12	300	WMMP4848	45	1150	45	1150
WM603612NC	WM 60x36x12 Carbon Steel	1	60	1500	36	900	12	300	WMMP6036	57	1455	33	840
WM363016NC	WM 36x30x16 Carbon Steel	1	36	900	30	760	16	400	WMMP3630	34	870	28	704
WM483616NC	WM 48x36x16 Carbon Steel	1	48	1200	36	900	16	400	WMMP4836	45	1155	33	840
WM603616NC	WM 60x36x16 Carbon Steel	1	60	1500	36	900	16	400	WMMP6036	57	1450	33	840
WM302420NC	WM 30x24x20 Carbon Steel	1	30	760	24	600	20	500	WMMP3024	29	730	22	549
WM483620NC	WM 48x36x20 Carbon Steel	1	48	1200	36	900	20	500	WMMP4836	45	1155	33	840

*See page 14 for additional mounting panel options

Part numbers highlighted in blue are standard stock items. Other items are subject to standard lead times.

Courtesy of Steven Engineering, Inc.-230 Ryan Way, South San Francisco, CA 94080-6370-Main Office: (650) 588-9200-Outside Local Area: (800) 258-9200-www.stevenengineering.com

WM Wallmount Enclosures—Carbon Steel Disconnect

Part No.	Description	Door(s)	H (in)	H (mm)	W (in)	W (mm)	D (in)	D (mm)	Mounting Panel (included)*	Panel H (in)	Panel H (mm)	Panel W (in)	Panel W (mm)
WM242608XC	WM 24x26x8 Carbon Steel	1	24	600	26	650	8	210	WMMP2426	22	570	22	549
WM363208XC	WM 36x32x8 Carbon Steel	1	36	900	32	825	8	210	WMMP3632	34	870	28	704
WM363210XC	WM 36x32x10 Carbon Steel	1	36	900	32	825	10	250	WMMP3632	34	870	28	704
WM603810XC	WM 60x38x10 Carbon Steel	1	60	1500	38	975	10	250	WMMP6038	57	1455	33	840
WM363212XC	WM 36x32x12 Carbon Steel	1	36	900	32	825	12	300	WMMP3632	34	870	29	730
WM423212XC	WM 42x32x12 Carbon Steel	1	42	1050	32	825	12	300	WMMP4232	40	1020	29	730
WM483812XC	WM 48x38x12 Carbon Steel	1	48	1200	38	975	12	300	WMMP4838	45	1155	33	840
WM603812XC	WM 60x38x12 Carbon Steel	1	60	1500	38	975	12	300	WMMP6038	57	1455	33	840
WM483816XC	WM 48x38x16 Carbon Steel	1	48	1200	38	975	16	400	WMMP4838	45	1155	33	840

*See page 14 for additional mounting panel options

WM Wallmount Enclosures—Type 304 Stainless Steel

Part No.	Description	Door(s)	H (in)	H (mm)	W (in)	W (mm)	D (in)	D (mm)	Mounting Panel (included)*	Panel H (in)	Panel H (mm)	Panel W (in)	Panel W (mm)
WM121206N4	WM 12x12x6 Type 304	1	12	300	12	300	6	150	WMMP1212	11	275	10	254
WM161206N4	WM 16x12x6 Type 304	1	16	400	12	300	6	150	WMMP1612	15	375	10	254
WM161606N4	WM 16x16x6 Type 304	1	16	400	16	400	6	150	WMMP1616	15	375	14	354
WM201606N4	WM 20x16x6 Type 304	1	20	500	16	400	6	150	WMMP2016	19	475	14	354
WM202006N4	WM 20x20x6 Type 304	1	20	500	20	500	6	150	WMMP2020	19	475	18	449
WM161208N4	WM 16x12x8 Type 304	1	16	400	12	300	8	210	WMMP1612	15	375	10	254
WM201608N4	WM 20x16x8 Type 304	1	20	500	16	400	8	210	WMMP2016	19	475	14	354
WM202008N4	WM 20x20x8 Type 304	1	20	500	20	500	8	210	WMMP2020	19	470	18	449
WM241608N4	WM 24x16x8 Type 304	1	24	600	16	400	8	210	WMMP2416	22	570	14	354
WM242008N4	WM 24x20x8 Type 304	1	24	600	20	500	8	210	WMMP2420	22	570	18	449
WM242408N4	WM 24x24x8 Type 304	1	24	600	24	600	8	210	WMMP2424	22	570	22	549
WM302408N4	WM 30x24x8 Type 304	1	30	760	24	600	8	210	WMMP3024	29	730	22	549
WM303008N4	WM 30x30x8 Type 304	1	30	760	30	760	8	210	WMMP3030	29	730	28	704
WM362408N4	WM 36x24x8 Type 304	1	36	900	24	600	8	210	WMMP3624	34	870	22	549
WM363008N4	WM 36x30x8 Type 304	1	36	900	30	760	8	210	WMMP3630	34	870	28	704
WM242010N4	WM 24x20x10 Type 304	1	24	600	20	500	10	250	WMMP2420	22	570	18	449
WM302410N4	WM 30x24x10 Type 304	1	30	760	24	600	10	250	WMMP3024	29	730	22	549
WM303010N4	WM 30x30x10 Type 304	1	30	760	30	760	10	250	WMMP3030	29	730	28	704
WM363010N4	WM 36x30x10 Type 304	1	36	900	30	760	10	250	WMMP3630	34	870	28	704
WM483610N4	WM 48x36x10 Type 304	1	48	1200	36	900	10	250	WMMP4836	45	1155	33	840
WM242412N4	WM 24x24x12 Type 304	1	24	600	24	600	12	300	WMMP2424	23	570	22	549
WM302412N4	WM 30x24x12 Type 304	1	30	760	24	600	12	300	WMMP3024	29	730	22	549
WM363012N4	WM 36x30x12 Type 304	1	36	900	30	760	12	300	WMMP3630	34	870	28	704
WM363612N4	WM 36x36x12 Type 304	1	36	900	36	900	12	300	WMMP3636	34	870	33	840
WM423612N4	WM 42x36x12 Type 304	1	42	1050	36	900	12	300	WMMP4236	40	1020	33	840
WM483612N4	WM 48x36x12 Type 304	1	48	1200	36	900	12	300	WMMP4836	45	1155	33	840
WM603612N4	WM 60x36x12 Type 304	1	60	1500	36	900	12	300	WMMP6036	57	1455	33	840
WM363016N4	WM 36x30x16 Type 304	1	36	900	30	760	16	400	WMMP3630	34	870	28	704
WM483616N4	WM 48x36x16 Type 304	1	48	1200	36	900	16	400	WMMP4836	46	1155	33	840
WM603616N4	WM 60x36x16 Type 304	1	60	1500	36	900	16	400	WMMP6036	57	1455	33	840

*See page 14 for additional mounting panel options

Part numbers highlighted in blue are standard stock items. Other items are subject to standard lead times.

Courtesy of Steven Engineering, Inc.-230 Ryan Way, South San Francisco, CA 94080-6370-Main Office: (650) 588-9200-Outside Local Area: (800) 258-9200-www.stevenengineering.com

WM Wallmount Enclosures—Type 304 Stainless Steel Disconnect

Part No.	Description	Door(s)	H (in)	H (mm)	W (in)	W (mm)	D (in)	D (mm)	Mounting Panel (included)*	Panel H (in)	Panel H (mm)	Panel W (in)	Panel W (mm)
WM242608X4	WM 24x26x8 Type 304	1	24	600	26	650	8	210	**WMMP2426**	22	570	22	549
WM363208X4	WM 36x32x8 Type 304	1	36	900	32	825	8	210	**WMMP3632**	34	870	28	704
WM363210X4	WM 36x32x10 Type 304	1	36	900	32	825	10	250	**WMMP3632**	34	870	28	704
WM603810X4	WM 60x38x10 Type 304	1	60	1500	38	975	10	250	**WMMP6038**	57	1455	33	840
WM363212X4	WM 36x32x12 Type 304	1	36	900	32	825	12	300	**WMMP3632**	34	870	28	704
WM423212X4	WM 42x32x12 Type 304	1	42	1050	32	825	12	300	**WMMP4232**	40	120	33	840
WM483812X4	WM 48x38x12 Type 304	1	48	1200	38	975	12	300	**WMMP4838**	45	1155	33	840
WM603612X4	WM 60x38x12 Type 304	1	60	1500	38	975	12	300	**WMMP6036**	57	1455	33	840
WM483816X4	WM 48x38x16 Type 304	1	48	1200	38	975	16	400	**WMMP4838**	46	1155	33	840

*See page 14 for additional mounting panel options

WM Wallmount Enclosures—Type 304 Stainless Steel Slope Top

Part No.	Description	Door(s)	H (in)	H (mm)	W (in)	W (mm)	D (in)	D (mm)	Mounting Panel (included)*	Panel H (in)	Panel H (mm)	Panel W (in)	Panel W (mm)
WMS161208N4	WM 16x12 x8 Type 304	1	16	395	12	300	8	210	**WMMP1612**	15	375	10	254
WMS161608N4	WM 16x16x8 Type 304	1	16	395	16	400	8	210	**WMMP1616**	15	375	14	354
WMS201608N4	WM 20x16x8 Type 304	1	20	495	16	400	8	210	**WMMP2016**	19	475	14	354
WMS202008N4	WM 20x20x8 Type 304	1	20	495	20	500	8	210	**WMMP2020**	19	475	18	449
WMS242008N4	WM 24x20x8 Type 304	1	24	595	20	500	8	210	**WMMP2420**	22	570	18	449
WMS242408N4	WM 24x24x8 Type 304	1	24	595	24	600	8	210	**WMMP2424**	22	570	22	549
WMS302408N4	WM 30x24x8 Type 304	1	30	755	24	600	8	210	**WMMP3024**	29	730	22	549
WMS303008N4	WM 30x30x8 Type 304	1	30	755	30	760	8	210	**WMMP3030**	29	730	28	704
WMS363008N4	WM 36x30x8 Type 304	1	36	895	30	760	8	210	**WMMP3630**	34	870	28	704
WMS201612N4	WM 20x16x12 Type 304	1	20	495	16	400	12	300	**WMMP2016**	19	475	14	354
WMS202012N4	WM 20x20x12 Type 304	1	20	495	20	500	12	300	**WMMP2020**	19	475	18	449
WMS242412N4	WM 24x24x12 Type 304	1	24	595	24	600	12	300	**WMMP2424**	22	570	22	549
WMS302412N4	WM 30x24x12 Type 304	1	30	755	24	600	12	300	**WMMP3024**	29	730	22	549
WMS363012N4	WM 36x30x12 Type 304	1	36	895	30	760	12	300	**WMMP3630**	34	870	28	704
WMS363612N4	WM 36x36x12 Type 304	1	36	895	36	900	12	300	**WMMP3636**	34	870	33	840
WMS363016N4	WM 36x30x16 Type 304	1	36	895	30	760	16	400	**WMMP3630**	34	870	28	704
WMS483616N4	WM 48x36x16 Type 304	1	48	1195	36	900	16	400	**WMMP4836**	45	1155	33	840
WMS603616N4	WM 60x36x16 Type 304	1	60	1495	36	900	16	400	**WMMP6036**	57	1455	33	840

*See page 14 for additional mounting panel options

Part numbers highlighted in blue are standard stock items. Other items are subject to standard lead times.

Courtesy of Steven Engineering, Inc.-230 Ryan Way, South San Francisco, CA 94080-6370-Main Office: (650) 588-9200-Outside Local Area: (800) 258-9200-www.stevenengineering.com

WM Wallmount Enclosures—Type 316L Stainless Steel

Part No.	Description	Door(s)	H (in)	H (mm)	W (in)	W (mm)	D (in)	D (mm)	Mounting Panel (included)*	Panel H (in)	Panel H (mm)	Panel W (in)	Panel W (mm)
WM121206N6	WM 12x12x6 Type 316L	1	12	300	12	300	6	150	WMMP1212	11	275	10	254
WM161206N6	WM 16x12x6 Type 316L	1	16	400	12	300	6	150	WMMP1612	15	375	10	254
WM161606N6	WM 16x16x6 Type 316L	1	16	400	16	400	6	150	WMMP1616	15	375	14	354
WM201606N6	WM 20x16x6 Type 316L	1	20	500	16	400	6	150	WMMP2016	19	475	14	354
WM202006N6	WM 20x20x6 Type 316L	1	20	500	20	500	6	150	WMMP2020	19	475	10	449
WM161208N6	WM 16x12x8 Type 316L	1	16	400	12	300	8	210	WMMP1612	15	375	10	254
WM201608N6	WM 20x16x8 Type 316L	1	20	500	16	400	8	210	WMMP2016	19	475	14	354
WM202008N6	WM 20x20x8 Type 316L	1	20	500	20	500	8	210	WMMP2020	19	470	18	449
WM241608N6	WM 24x16x8 Type 316L	1	24	600	16	400	8	210	WMMP2416	22	570	14	354
WM242008N6	WM 24x20x8 Type 316L	1	24	600	20	500	8	210	WMMP2420	22	570	18	449
WM242408N6	WM 24x24x8 Type 316L	1	24	600	24	600	8	210	WMMP2424	22	570	22	549
WM302408N6	WM 30x24x8 Type 316L	1	30	760	24	600	8	210	WMMP3024	29	730	22	549
WM303008N6	WM 30x30x8 Type 316L	1	30	760	30	760	8	210	WMMP3030	29	730	28	704
WM362408N6	WM 36x24x8 Type 316L	1	36	900	24	600	8	210	WMMP3624	34	870	22	549
WM363008N6	WM 36x30x8 Type 316L	1	36	900	30	760	8	210	WMMP3630	34	870	28	704
WM242010N6	WM 24x24x10 Type 316L	1	24	600	20	500	10	250	WMMP2420	22	570	18	449
WM302410N6	WM 30x24x10 Type 316L	1	30	760	24	600	10	250	WMMP3024	29	730	22	549
WM303010N6	WM 30x30x10 Type 316L	1	30	760	30	760	10	250	WMMP3030	29	730	28	704
WM363010N6	WM 36x30x10 Type 316L	1	36	900	30	760	10	250	WMMP3630	34	870	28	704
WM483610N6	WM 48x36x10 Type 316L	1	48	1200	36	900	10	250	WMMP4836	45	1155	33	840
WM242412N6	WM 24x24x12 Type 316L	1	24	600	24	600	12	300	WMMP2424	23	570	22	549
WM302412N6	WM 30x24x12 Type 316L	1	30	760	24	600	12	300	WMMP3024	29	730	22	549
WM363012N6	WM 36x30x12 Type 316L	1	36	900	30	760	12	300	WMMP3630	34	870	28	704
WM363612N6	WM 36x36x12 Type 316L	1	36	900	36	900	12	300	WMMP3636	34	870	33	840
WM423612N6	WM 42x36x12 Type 316L	1	42	1050	36	900	12	300	WMMP4236	40	1020	33	840
WM483612N6	WM 48x36x12 Type 316L	1	48	1200	36	900	12	300	WMMP4836	45	1155	33	840
WM603612N6	WM 60x36x12 Type 316L	1	60	1500	36	900	12	300	WMMP6036	57	1455	33	840
WM363016N6	WM 36x30x16 Type 316L	1	36	900	30	760	16	400	WMMP3630	34	870	28	704
WM483616N6	WM 48x36x16 Type 316L	1	48	1200	36	900	16	400	WMMP4836	46	1155	33	840
WM603616N6	WM 60x36x16 Type 316L	1	60	1500	36	900	16	400	WMMP6036	57	455	33	840

*See page 14 for additional mounting panel options

WM Wallmount Enclosures—Type 316L Stainless Steel Disconnect

Part No.	Description	Door(s)	H (in)	H (mm)	W (in)	W (mm)	D (in)	D (mm)	Mounting Panel (included)*	Panel H (in)	Panel H (mm)	Panel W (in)	Panel W (mm)
WM242608X6	WM 24x26x8 Type 316L	1	24	600	26	650	8	210	WMMP2426	22	570	22	549
WM363208X6	WM 36x32x8 Type 316L	1	36	900	32	825	8	210	WMMP3632	34	870	28	704
WM363210X6	WM 36x32x10 Type 316L	1	36	900	32	825	10	250	WMMP3632	34	870	28	704
WM603810X6	WM 60x38x10 Type 316L	1	60	1500	38	975	10	250	WMMP6038	57	1455	33	840
WM363212X6	WM 36x32x12 Type 316L	1	36	900	32	825	12	300	WMMP3632	34	870	28	704
WM423212X6	WM 42x32x12 Type 316L	1	42	1050	32	825	12	300	WMMP4232	40	120	33	840
WM483812X6	WM 48x38x12 Type 316L	1	48	1200	38	975	12	300	WMMP4838	45	1155	33	840
WM603812X6	WM 60x38x12 Type 316L	1	60	1500	38	975	12	300	WMMP6038	57	1455	33	840
WM483816X6	WM 48x38x16 Type 316L	1	48	1200	38	975	16	400	WMMP4838	46	1155	33	840

*See page 14 for additional mounting panel options

Part numbers highlighted in blue are standard stock items. Other items are subject to standard lead times.

Courtesy of Steven Engineering, Inc.-230 Ryan Way, South San Francisco, CA 94080-6370-Main Office: (650) 588-9200-Outside Local Area: (800) 258-9200-www.stevenengineering.com

WM Wallmount Enclosures—Type 316L Stainless Steel Slope Top

Part No.	Description	Door(s)	H (in)	H (mm)	W (in)	W (mm)	D (in)	D (mm)	Mounting Panel (included)*	Panel H (in)	Panel H (mm)	Panel W (in)	Panel W (mm)
WMS161208N6	WM 16x12x8 Type 316L	1	16	395	12	300	8	210	WMMP1612	15	375	10	254
WMS161608N6	WM 16x16x8 Type 316L	1	16	395	16	400	8	210	WMMP1616	15	375	14	354
WMS201608N6	WM 20x16x8 Type 316L	1	20	495	16	400	8	210	WMMP2016	19	475	14	354
WMS202008N6	WM 20x20x8 Type 316L	1	20	495	20	500	8	210	WMMP2020	19	475	18	449
WMS242008N6	WM 24x20x8 Type 316L	1	24	595	20	500	8	210	WMMP2420	22	570	18	449
WMS242408N6	WM 24x24x8 Type 316L	1	24	595	24	600	8	210	WMMP2424	22	570	22	549
WMS302408N6	WM 30x24x8 Type 316L	1	30	755	24	600	8	210	WMMP3024	29	730	22	549
WMS303008N6	WM 30x30x8 Type 316L	1	30	755	30	760	8	210	WMMP3030	29	730	28	704
WMS363008N6	WM 36x30x8 Type 316L	1	36	895	30	760	8	210	WMMP3630	34	870	28	704
WMS201612N6	WM 20x16x12 Type 316L	1	20	495	16	400	12	300	WMMP2016	19	475	14	354
WMS202012N6	WM 20x20x12 Type 316L	1	20	495	20	500	12	300	WMMP2020	19	475	18	449
WMS242412N6	WM 24x24x12 Type 316L	1	24	595	24	600	12	300	WMMP2424	22	570	22	549
WMS302412N6	WM 30x24x12 Type 316L	1	30	755	24	600	12	300	WMMP3024	29	730	22	549
WMS363012N6	WM 36x30x12 Type 316L	1	36	895	30	760	12	300	WMMP3630	34	870	28	704
WMS363612N6	WM 36x36x12 Type 316L	1	36	895	36	900	12	300	WMMP3636	34	870	33	840
WMS363016N6	WM 36x30x16 Type 316L	1	36	895	30	760	16	400	WMMP3630	34	870	28	704
WMS483616N6	WM 48x36x16 Type 316L	1	48	1195	36	900	16	400	WMMP4836	45	1155	33	840
WMS603616N6	WM 60x36x16 Type 316L	1	60	1495	36	900	16	400	WMMP6036	57	1455	33	840

*See page 14 for additional mounting panel options

Wallmount Brackets

Material	Wall clearance inches (mm)	PU	Part No.	JB	WM
Tab-style, brass Nickel-plated	0.3 (8)	4	1580.000	■	–
Tab-style, sheet steel Zinc-plated, passivated	0.3 (8)	4	1590.000	■	–
Tab-style, Type 304 Stainless Steel	0.3 (8)	4	1594.000	■	–
Stand-off, sheet steel Zinc-plated, passivated	1.6 (40)	1	2503.000*	■	■
Stand-off, sheet steel Zinc-plated, passivated	1.6 (40)	4	2503.200	■	■
Stand-off, sheet steel Zinc-plated, passivated	0.4 (10)	1	2508.000*	■	■
Stand-off, sheet steel Zinc-plated, passivated	0.4 (10)	4	2508.200	■	■
Stand-off, Type 304 Stainless Steel	0.4 (10)	4	2433.000	■	■
Stand-off, Type 316L Stainless Steel	0.4 (10)	4	2433.500	■	■
Universal, Zinc-plated	Flush-mount	4	WMUMB	■	■
Universal, Stainless Steel	Flush-mount	4	WMUMB6	■	■
Slotted, Zinc-plated	Flush-mount	4	WMSMB	■	■
Slotted, Stainless Steel	Flush-mount	4	WMSMB6	■	■

*Without assembly hardware.

Plastic Print Pockets

Page Format	Height in inches (mm)	Width in inches (mm)	Depth in inches (mm)	Part No.	JB	WM
A3 landscape	11 (290)	17 (440)	2 (45)	2513.000	–	■
A4 portrait	10 (260)	9 (230)	1 (20)	2514.000	■	■
A5 landscape	7 (180)	9 (230)	1 (20)	2515.000	■	■

Grounding Straps

Connection	Cross Section AWG	Length in inches (mm)	PU	Part No.	JB	WM
M6 – M8	12	7 (170)	5	2564.010	■	■
M6 – M8	8	12 (300)	5	2565.110	■	■

Part numbers highlighted in blue are standard stock items. Other items are subject to standard lead times.

Courtesy of Steven Engineering, Inc.-230 Ryan Way, South San Francisco, CA 94080-6370-Main Office: (650) 588-9200-Outside Local Area: (800) 258-9200-www.stevenengineering.com

Support Rails—TS 35/7.5 and TS 35/15

For enclosure width in inches (mm)	Support rails length in inches (mm)	Description	PU	Part No.	JB	WM
6 (150)	5 (137)	TS 35/7.5	10	2314.000	■	■
8 (200)	7 (187)		10	2315.000	■	■
12 (300)	11 (287)		10	2316.000	■	■
16 (400)	15 (387)		10	2317.000	–	■
20 (500)	19 (487)	TS 35/15	10	2318.000	–	■
24 (600)	23 (587)		10	2319.000	–	■

Window Kits

Window Height in inches (mm)	Window Width in inches (mm)	Frame Height in inches (mm)	Frame Width in inches (mm)	Part No. Carbon Steel	Part No. Type 304 Stainless Steel	Part No. Type 316L Stainless Steel	JB	WM
5 (127)	3 (76)	8 (191)	6 (140)	WK0503C	WK05034	WK05036	■	■
9 (229)	6 (140)	12 (292)	8 (203)	WK0905C	WK09054	WK09056	■	■
13 (330)	3 (76)	16 (394)	6 (140)	WK1303C	WK13034	WK13036	–	■
13 (330)	8 (203)	16 (394)	11 (267)	WK1308C	WK13084	WK13086	–	■
17 (432)	6 (140)	20 (495)	8 (203)	WK1705C	WK17054	WK17056	–	■
17 (432)	11 (279)	20 (495)	14 (343)	WK1711C	WK17114	WK17116	–	■
23 (584)	15 (381)	26 (648)	18 (445)	WK2315C	WK23154	WK23156	–	■
29 (737)	19 (483)	32 (800)	22 (546)	WK2919C	WK29194	WK29196	–	■
35 (889)	23 (584)	38 (953)	26 (648)	WK3523C	WK35234	WK35236	–	■

Dead Front Kits

Enclosure Height in inches (mm)	Enclosure Width in inches (mm)	Part No. Carbon Steel	Part No. Aluminum	JB	WM
12 (305)	12 (305)	DFK1212C	DFK1212A	–	■
16 (406)	12 (305)	DFK1612C	DFK1612A	–	■
16 (406)	16 (406)	DFK1616C	DFK1616A	–	■
16 (406)	20 (508)	DFK1620C	DFK1620A	–	■
20 (508)	16 (406)	DFK2016C	DFK2016A	–	■
20 (508)	20 (508)	DFK2020C	DFK2020A	–	■
20 (508)	24 (610)	DFK2024C	DFK2024A	–	■
24 (610)	16 (406)	DFK2416C	DFK2416A	–	■
24 (610)	20 (508)	DFK2420C	DFK2420A	–	■
24 (610)	24 (610)	DFK2424C	DFK2424A	–	■
24 (610)	30 (762)	DFK2430C	DFK2430A	–	■
30 (762)	20 (508)	DFK3020C	DFK3020A	–	■
30 (762)	24 (610)	DFK3024C	DFK3024A	–	■
30 (762)	30 (762)	DFK3030C	DFK3030A	–	■
36 (914)	24 (610)	DFK3624C	DFK3624A	–	■
36 (914)	30 (762)	DFK3630C	DFK3630A	–	■
36 (914)	36 (914)	DFK3636C	DFK3636A	–	■
42 (1067)	30 (762)	DFK4230C	DFK4230A	–	■
42 (1067)	36 (914)	DFK4236C	DFK4236A	–	■
48 (1219)	36 (914)	DFK4836C	DFK4836A	–	■
60 (1524)	36 (914)	DFK6036C	DFK6036A	–	■
72 (1829)	36 (914)	DFK7236C	DFK7236A	–	■

Part numbers highlighted in blue are standard stock items. Other items are subject to standard lead times.

Courtesy of Steven Engineering, Inc.-230 Ryan Way, South San Francisco, CA 94080-6370-Main Office: (650) 588-9200-Outside Local Area: (800) 258-9200-www.stevenengineering.com

Floor Stand Kits

Height in inches (mm)	Depth in inches (mm)	Part No. Carbon Steel	Part No. Stainless Steel Type 304	Part No. Stainless Steel Type 316L	JB	WM
12 (305)	6 (152)	FSK1206C	FSK12064	FSK12066	–	■
18 (457)	6 (152)	FSK1806C	FSK18064	FSK18066	–	■
24 (610)	6 (152)	FSK2406C	FSK24064	FSK24066	–	■
12 (305)	8 (203)	FSK1208C	FSK12084	FSK12086	–	■
18 (457)	8 (203)	FSK1808C	FSK18084	FSK18086	–	■
24 (610)	8 (203)	FSK2408C	FSK24084	FSK24086	–	■
12 (305)	10 (254)	FSK1210C	FSK12104	FSK12106	–	■
18 (457)	10 (254)	FSK1810C	FSK18104	FSK18106	–	■
24 (610)	10 (254)	FSK2410C	FSK24104	FSK24106	–	■
12 (305)	12 (305)	FSK1212C	FSK12124	FSK12126	–	■
18 (457)	12 (305)	FSK1812C	FSK18124	FSK18126	–	■
24 (610)	12 (305)	FSK2412C	FSK24124	FSK24126	–	■
12 (305)	16 (406)	FSK1216C	FSK12164	FSK12166	–	■
18 (457)	16 (406)	FSK1816C	FSK18164	FSK18166	–	■
24 (610)	16 (406)	FSK2416C	FSK24164	FSK24166	–	■
12 (305)	20 (508)	FSK1220C	FSK12204	FSK12206	–	■
18 (457)	20 (508)	FSK1820C	FSK18204	FSK18206	–	■
24 (610)	20 (508)	FSK2420C	FSK24204	FSK24206	–	■

Handles, Inserts & Padlock Accessories

Description	PU	Part No.	JB	WM
Thumb-Turn Handles				
Key-locking - RAL 9011 (graphite black) - for use on carbon steel enclosures	1	2576.000	■	■
Key-locking - RAL 7030 (stone gray) - for use on carbon steel enclosures	1	2439.000	■	■
Non-locking insert - RAL 9011 (graphite black) - for use on carbon steel enclosures	1	2533.000	■	■
Thumb-turn handle, Type 316L stainless steel, padlockable	1	WMQTPLS6	■	■
T-Handles				
Key-locking - for use on carbon steel enclosures	1	2575.000	■	■
Non-locking - for use on carbon steel enclosures	1	2572.000	■	■
L-Handles				
L-Handle - carbon steel	1	WMLHNL	–	■
L-Handle - Type 316L stainless steel	1	WMLHNLS6	–	■
L-Handle padlock - carbon steel	1	WMLHPL	–	■
L-Handle padlock - Type 316L stainless steel	1	WMLHPLS6	–	■
L-Handle keylock - carbon steel	1	WMLHKL	–	■
L-Handle keylock - Type 316L stainless steel	1	WMLHKLS6	–	■
Lock Inserts				
Version A - 0.28" (7 mm) Square	1	2460.000	■	■
Version A - 0.31" (8 mm) Square	1	2461.000	■	■
Version A - 0.28" (7 mm) Triangular	1	2462.000	■	■
Version A - 0.31" (8 mm) Triangular	1	2463.000	■	■
Version A - Screwdriver	1	2464.000	■	■
Version A - 0.1" (3 mm) Double-bit	1	2466.000	■	■
Padlock Accessories				
Padlock cover	1	2493.000	–	■
2 piece padlock lockout - RAL 7035 (light gray) - for carbon steel enclosures	1	WMPADCS	■	■
2 piece padlock lockout - Type 316L stainless steel - for stainless steel enclosures	1	WMPADS6	■	■
1 piece padlock lockout - Type 316L stainless steel - for carbon steel enclosures	1	WMPADRCS	■	■
1 piece padlock lockout - Type 316L stainless steel - for stainless steel enclosures	1	WMPADRS6	■	■

Part numbers highlighted in blue are standard stock items. Other items are subject to standard lead times.

Courtesy of Steven Engineering, Inc.-230 Ryan Way, South San Francisco, CA 94080-6370-Main Office: (650) 588-9200-Outside Local Area: (800) 258-9200-www.stevenengineering.com

Mounting Panels—Zinc-Plated, White and Stainless

Panel height in inches	Panel height in mm	Panel width in inches	Panel width in mm	Zinc-Plated Part No.	White Part No.	Stainless Steel Part No.	JB	WM
11	275	10	254	WMMP1212	WMMP1212W	WMMP121S6	–	■
15	375	10	254	WMMP1612	WMMP1612W	WMMP1612S6	–	■
15	375	14	354	WMMP1616	WMMP1616W	WMMP1616S6	–	■
19	475	14	354	WMMP2016	WMMP2016W	WMMP2016S6	–	■
22	570	14	354	WMMP2416	WMMP2416W	WMMP2416S6	–	■
15	375	18	449	WMMP1620	WMMP1620W	WMMP1620S6	–	■
19	475	18	449	WMMP2020	WMMP2020W	WMMP2020S6	–	■
22	570	18	449	WMMP2420	WMMP2420W	WMMP2420S6	–	■
29	730	18	449	WMMP3020	WMMP3020W	WMMP3020S6	–	■
19	475	22	549	WMMP2024	WMMP2024W	WMMP2024S6	–	■
22	570	22	549	WMMP2424	WMMP2424W	WMMP2424S6	–	■
29	730	22	549	WMMP3024	WMMP3024W	WMMP3024S6	–	■
34	870	22	549	WMMP3624	WMMP3624W	WMMP3624S6	–	■
22	570	28	704	WMMP2430	WMMP2430W	WMMP2430S6	–	■
29	730	28	704	WMMP3030	WMMP3030W	WMMP3030S6	–	■
34	870	28	704	WMMP3630	WMMP3630W	WMMP3630S6	–	■
40	1020	28	704	WMMP4230	WMMP4230W	WMMP4230S6	–	■
34	870	33	840	WMMP3636	WMMP3636W	WMMP3636S6	–	■
40	1020	33	840	WMMP4236	WMMP4236W	WMMP4236S6	–	■
45	1155	33	840	WMMP4836	WMMP4836W	WMMP4836S6	–	■
57	1455	33	840	WMMP6036	WMMP6036W	WMMP6036S6	–	■
22	550	39	1000	WMMP2442	WMMP2442W	WMMP2442S6	–	■
28	710	39	1000	WMMP3042	WMMP3042W	WMMP3042S6	–	■
33	850	39	1000	WMMP3642	WMMP3642W	WMMP3642S6	–	■
28	710	45	1150	WMMP3048	WMMP3048W	WMMP3048S6	–	■
33	850	45	1150	WMMP3648	WMMP3648W	WMMP3648S6	–	■
45	1150	45	1150	WMMP4848	WMMP4848W	WMMP4848S6	–	■
33	850	57	1450	WMMP3660	WMMP3660W	WMMP3660S6	–	■
40	1020	57	1450	WMMP4260	WMMP4260W	WMMP4260S6	–	■
5	135	3	75	JBMP0604	JBMP0604W	JBMP0604S6	■	–
5	135	5	135	JBMP0606	JBMP0606W	JBMP0606S6	■	–
7	185	5	135	JBMP0806	JBMP0806W	JBMP0806S6	■	–
11	285	5	125	JBMP1206	JBMP1206W	JBMP1206S6	■	–
7	185	7	175	JBMP0808	JBMP0808W	JBMP0808S6	■	–
9	235	7	175	JBMP1008	JBMP1008W	JBMP1008S6	■	–
9	235	9	225	JBMP1010	JBMP1010W	JBMP1010S6	■	–
11	285	9	225	JBMP1210	JBMP1210W	JBMP1210S6	■	–
11	285	11	275	JBMP1212	JBMP1212W	JBMP1212S6	■	–
13	335	11	275	JBMP1412	JBMP1412W	JBMP1412S6	■	–
15	385	13	325	JBMP1614	JBMP1614W	JBMP1614S6	■	–
15	385	14	350	JBMP1614	JBMP1614W	JBMP1614S6	■	–

Part numbers highlighted in blue are standard stock items. Other items are subject to standard lead times.

Courtesy of Steven Engineering, Inc.-230 Ryan Way, South San Francisco, CA 94080-6370-Main Office: (650) 588-9200-Outside Local Area: (800) 258-9200-www.stevenengineering.com

Primer/Paint

Description	PU	Part No.	JB	WM
0.6 oz touch-up pen - 7035 (light gray)	1	9095.006	■	■
Spray can - 7035 (light gray)	1	9093.006	■	■
Quart can - 7035 (light gray)	1	9094.006	■	■

System Lights—cURus

Rated Voltage	Wattage	Protection category	Width inches (mm)	Connection cable	Light	Operating unit	Switches	PU	Part No.	JB	WM
100 – 240V AC ±10 % at 50 – 60 Hz	8	II (all-insulated)	18 (455)	3 m (open end)	Fluorescent lamp T5	Wide-range electronic ballast	Integral, on/off/door-operated switch mode	1	4140.210	–	■
100 – 240V AC ±10 % at 50 – 60 Hz	14	II (all-insulated)	28 (705)	3 m (open end)	Fluorescent lamp T5	Wide-range electronic ballast	Integral, on/off/door-operated switch mode	1	4140.220	–	■

System Light Accessories

Description	PU	Part No.	JB	WM
Mounting kit magnet	2	4140.000	–	■
Door operated switch with UL connection cable, 600 mm length	1	4315.720	–	■
Universal bracket	6	2373.000	–	■

Other Accessories

Description	PU	Part No.	JB	WM
Condensate drain	6	2459.000	■	■
Pole clamp	1	2584.000	–	■
WM 180° hinges	2	2449.000	–	■
Pressure relief stopper	5	**2459.500**	■	■
47” (1200 mm) dust guard trim (cut to length)	1	**2426.500**	–	■

Part numbers highlighted in blue are standard stock items. Other items are subject to standard lead times.

Courtesy of Steven Engineering, Inc.-230 Ryan Way, South San Francisco, CA 94080-6370-Main Office: (650) 588-9200-Outside Local Area: (800) 258-9200-www.stevenengineering.com

Rittal — JB and WM Enclosures

Want to find out more about Rittal's wallmount enclosures and our complete line of industrial products? Visit www.rittal-corp.com/industrial to see how Rittal can help turn your vision into reality.

Learn More About Rittal Industrial Enclosures and Climate Control Products

Rittal offers industrial enclosures, climate control products, and related accessories – go to **www.rittal-corp.com/literature** to order or download these publications:



Industrial Buyer's Guide

Rittal's comprehensive overview of industrial and climate control products and accessories.



TS8 Specification Guide

Includes all standard TS8 types and sizes with common accessories—sidewalls, plinths and mounting panels.



Precision Modifications to Suit Your Needs

Because Rittal produces the most flexible standard lineup of modular freestanding, wallmount and junction box enclosures and accessories available in the world today, there is an excellent chance you may find what you're looking for right off the shelf—in a wide variety of construction materials and protection ratings. If you decide that a more customized product is right for you, you can choose to modify any of our standard products or start from scratch with a newly designed, comprehensive solution.

Rittal's Focus Factory is an independent production and assembly operation located in our Urbana, Ohio facility that is dedicated solely to creating customer-specific products. Assembly and integration of Rittal parts into custom solutions can be completed and shipped in as little as 4 weeks. Quote-to-order, custom-engineered products including those with cutouts and special paint colors or finishes are evaluated on a case-by-case basis and we will be happy to provide you with an estimated production time for your specific situation.

7/10 • US176

The Rittal Corporation is the U.S. subsidiary of Rittal GmbH & Co. KG and manufactures the world's leading industrial and IT enclosures, racks and accessories, including climate control and power management systems for industrial, data center, outdoor and hybrid applications. For more information about Rittal and its products, please visit www.rittal-corp.com or call 1-800-477-4000.

Rittal Corporation • 1 Rittal Place • Urbana, Ohio 43078 USA • Phone: 937-399-0500 • Fax: 800-477-4003 • Toll-free: 800-477-4000
Email: rittal@rittal-corp.com • Online: www.rittal-corp.com

Rittal Systems Ltd. • 7320 Pacific Circle • Mississauga, Ontario L5T 1V1 • Canada • Phone: 905-795-0777 • Fax: 905-795-9548
Toll-free: 800-399-0748

Courtesy of Steven Engineering, Inc.-230 Ryan Way, South San Francisco, CA 94080-6370-Main Office: (650) 588-9200-Outside Local Area: (800) 258-9200-www.stevenengineering.com