FMW4-65

Compact 1-stage filter for 3-phase systems with neutral conductor



Description
- Quick-connect terminals 6.3 x 0.8 for three phases, neutral conductor and ground
- High symmetrical and asymmetrical attenuation
- In the frequency range from 10kHz up to 300MHz

Standards
- IEC 60939
- UL 1283

Approvals
- VDE Certificate Number: 40004673

Applications
- Especially designed for industrial applications such as: Frequency Converters, Stepper Motor Drives, UPS-Systems, Inverters
- Suitable for use in equipment according to IEC/UL 60950

Weblinks
pdf-datasheet, html-datasheet, General Product Information, Approvals, CE declaration of conformity, RoHS, CHINA-RoHS, REACH, e-Shop, SCHURTER-Stock-Check, Distributor-Stock-Check, Detailed request for product

Technical Data

Rated Current	3 - 20 A @ Ta 40 °C
Rated voltage	250/440 VAC, 50/60 Hz
Approval for	3 - 20 A / 250/440 VAC; 50 Hz
Overload Current	1.5 x Ir
Leakage Current	industrial < 3 mA (440 V / 50 Hz)
Dielectric Strength	250/440 VAC: 2.25 kVDC between L-L 1.7 kVDC between L-N 3 kVDC between L-PE 2.7 kVDC between N-PE Test voltage (2 sec)
Number of Filter Stages	1-stage
Weight	0.2 - 0.35 kg
Material: Housing	Metal
Sealing Compound	UL 94V-0

Mounting	Screw-on mounting on chassis, from top
Terminal	Quick connect terminals 6.3 x 0.8 mm
Operating Temperature [°C]	-25 °C to 100 °C
Climatic Category	25/100/21 acc. to IEC 60068-1
Degree of Protection	IP 20 acc. to IEC 60529
Protection Class	Suitable for appliances with protection class I acc. to IEC 61140
MTBF	> 200'000 h acc. to MIL-HB-217 F

Dimension
Case 47

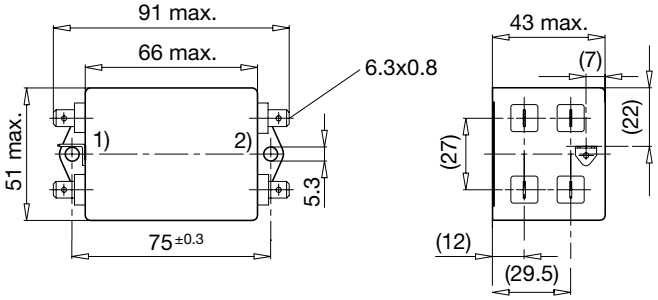

1) Line
2) Load

Diagrams

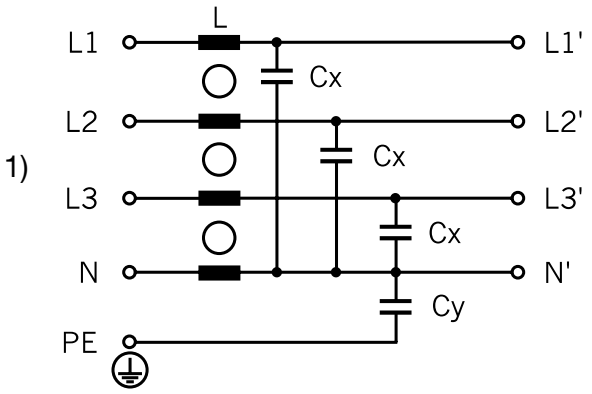

1) Line

Attenuation Loss

- - - - differential mode _____ common mode

Standard version

3A (FMW-65-0001)

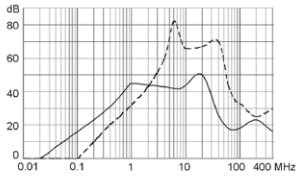

6A (FMW-65-0002)

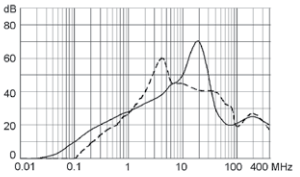

10A (FMW-65-0003)

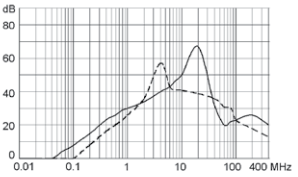

Industrial version

10A (FMW-65-0004)

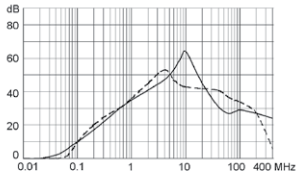

20A (FMW-65-0005)

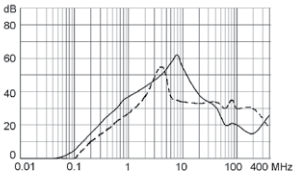

All Variants

Rated Current [A]	Rated Voltage [VAC]	Leakage Current [mA] @ 440V,	L [mH]	Cx [µF]	Cy [nF]	Weight [kg]	Housing	Order Number
3	250/440	0.5	1	0.1	4.7	0.2 kg	47	FMW-65-0001
6	250/440	0.5	0.5	0.1	4.7	0.2 kg	47	FMW-65-0002
10	250/440	0.5	0.4	0.1	4.7	0.23 kg	47	FMW-65-0003
10	250/440	3	0.4	0.1	22	0.35 kg	47	FMW-65-0004
20	250/440	3	0.15	0.1	22	0.25 kg	47	FMW-65-0005

Most Popular.

Availability for all products can be searched real-time:http://www.schurter.com/en/Stock-Check/Stock-Check-SCHURTER

1) Nominal leakage current acc. to IEC60950 - 5.2.5. under normal operating conditions. Note: worst case leakage current acc. to IEC60950 - Annex G4 (situation with two interrupted lines) can be much higher.

Packaging unit

10 Pcs

03.03.2015

The specifications, descriptions and illustrations indicated in this document are based on current information. All content is subject to modifications and amendments. Information furnished is believed to be accurate and reliable. However, users should independently evaluate the suitability and test each product selected for their own applications.