Precision shafts
d 5-80 mm

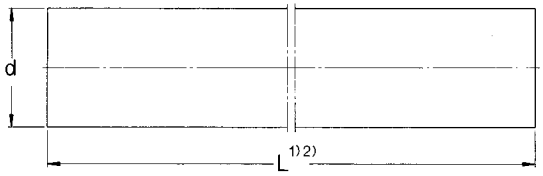

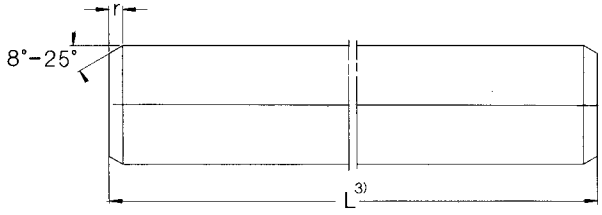

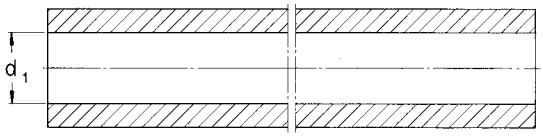

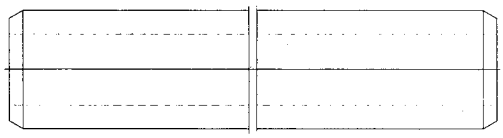

Standard designs
Designs for fixed lengths
without chamfer

Designs for fixed length
with chamfer

Dimensions			Mass		Moment of inertia		Cross section-al area		Designations			
			Solid shaft	Hollow shaft	Solid shaft	Hollow shaft	Solid shaft	Hollow shaft	Solid shafts of high grade steel	Solid shafts of stainless steel	Solid shafts with high grade steel hard chromium plated	Hollow shaft high grade steel
d	d_1	r min										
mm			kg/m		cm^4		mm^2		—			
5	—	0,8	0,15	—	0,0031	—	19,6	—	**LJM 5x3800**	—	—	—
8	—	0,8	0,39	—	0,020	—	50,3	—	**LJM 8x3800**	**LJMR 8x3800**	**LJMH 8x3800**	—
10	—	0,8	0,62	—	0,049	—	78,5	—	**LJM 10x3800**	**LJMR 10x3800**	—	—
12	3,5	1	0,89	0,78	0,102	0,100	113	100	**LJM 12x3800**	**LJMR 12x3800**	**LJMH 12x3800**	**LJT 12x3500**
16	7	1	1,57	1,28	0,322	0,310	201	163	**LJM 16x3800**	**LJMR 16x3800**	**LJMH 16x3800**	**LJT 16x3500**
20	14	1,5	2,45	1,26	0,785	0,597	314	160	**LJM 20x6000**	**LJMR 20x3800**	**LJMH 20x6000**	**LJT 20x5000**
25	15	1,5	3,83	2,40	1,92	1,64	491	305	**LJM 25x7600**	**LJMR 25x6000**	**LJMH 25x7600**	**LJT 25x4000**
30	16	1,5	5,51	3,55	3,98	3,46	707	453	**LJM 30x7600**	**LJMR 30x6000**	**LJMH 30x7600**	**LJT 30x6000**
40	27	2	9,80	5,40	12,6	9,96	1260	685	**LJM 40x7600**	**LJMR 40x6000**	**LJMH 40x7600**	**LJT 40x6000**
50	26	2	15,3	10,6	30,7	27,7	1960	1350	**LJM 50x7600**	**LJMR 50x6000**	**LJMH 50x7600**	**LJT 50x6000**
60	32,5	2,5	22,1	15,1	63,6	57,1	2830	1920	**LJM 60x7600**	**LJMR 60x6000**	**LJMH 60x7600**	**LJT 60x6000**
80	53	2,5	39,2	20,1	201	153	5030	2565	**LJM 80x7600**	—	**LJMH 80x7600**	**LJT 80x6500**

Shafts cut to special length with flat turned ends. The length tolerance of these shafts corresponds to DIN 7168, medium. The designation for a shaft with 20 mm diameter cut to a length of 1,5 m is, for example, LJM 20x1500.

Precision shafts of high-grade steel
d 5-80 mm

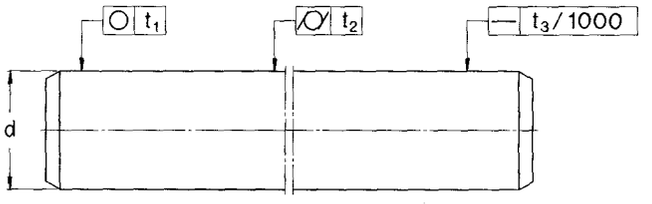

Shaft	Accuracy of dimension and form									
Nominal diameter	**Shafts to tolerance h6** Diameter deviation		Circularity	Cylindricity	Straightness[1]	Shafts to tolerance h7 Diameter deviation		Circularity	Cylindricity	Straightness[1]
d	high	low	t_1	t_2	t_3	high	low	t_1	t_2	t_3
mm	µm									
5	0	- 8	4	5	300	0	-12	5	8	300
8	0	- 9	4	6	300	0	-15	6	9	300
10	0	- 9	5	7	300	0	-15	7	10	300
12	0	-11	5	8	200	0	-18	8	11	200
16	0	-11	5	8	200	0	-18	8	11	200
20	0	-13	6	9	100	0	-21	9	13	100
25	0	-13	6	9	100	0	-21	9	13	100
30	0	-13	6	9	100	0	-21	9	13	100
40	0	-16	7	11	100	0	-25	11	16	100
50	0	-16	7	11	100	0	-25	11	16	100
60	0	-19	8	13	100	0	-30	13	19	100
80	0	-19	8	13	100	0	-30	13	19	100

[1] Shafts with straightness 50 µm/1000 mm to order