SKF TMMK 20-50







Instructions for use
Bedienungsanleitung
Instrucciones de uso
Mode d'emploi
Manuale d'istruzioni
Instruções de uso
Инструкция по эксплуатации
使用说明书

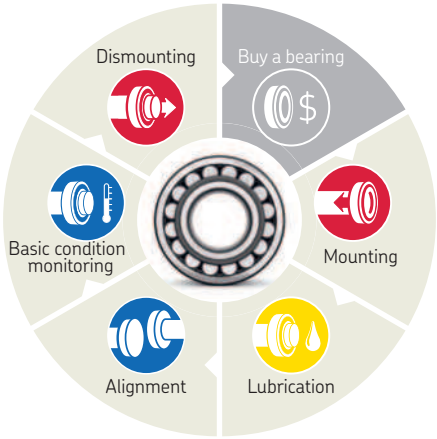
Dismounting
Buy a bearing
Basic condition monitoring
Mounting
Alignment
Lubrication

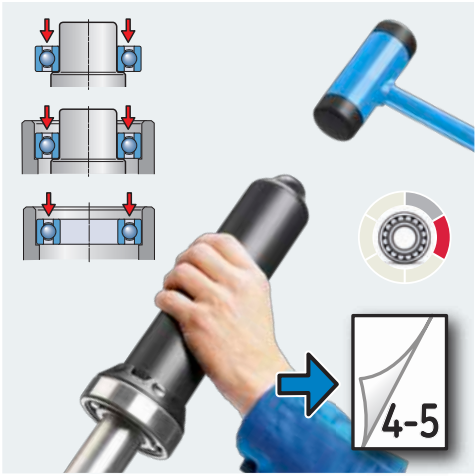
4-5

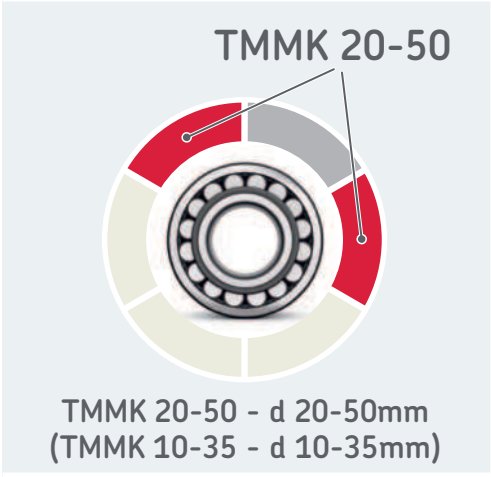
TMMK 20-50
TMMK 20-50 - d 20-50mm
(TMMK 10-35 - d 10-35mm)

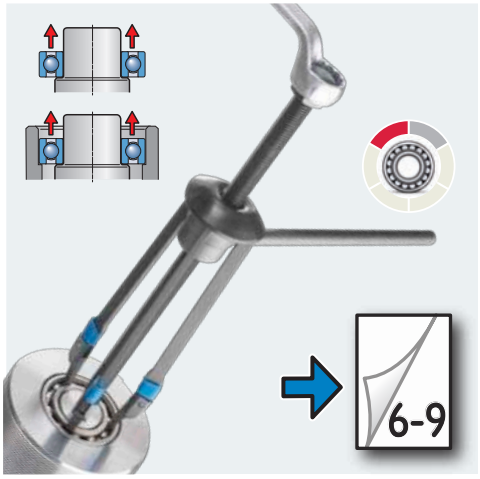
6-9


SKF Service
?
MP5444

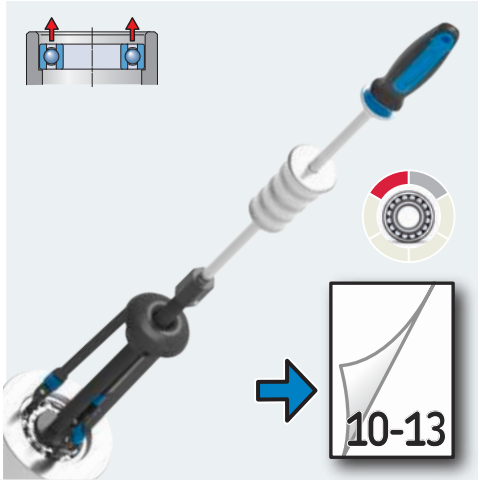
10-13




SKF
LGEV 2
/0.035

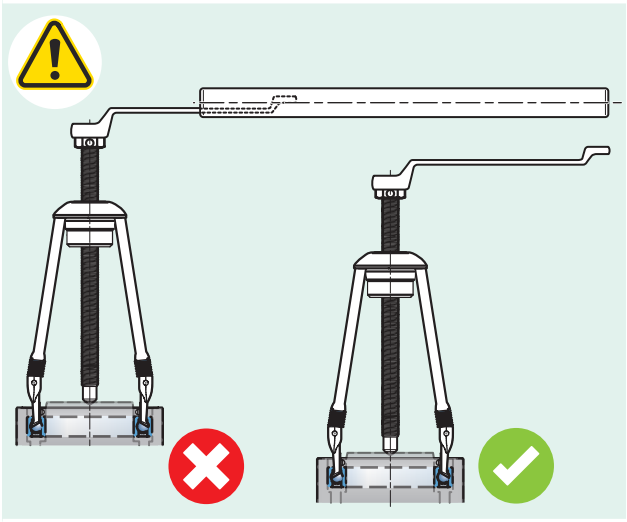

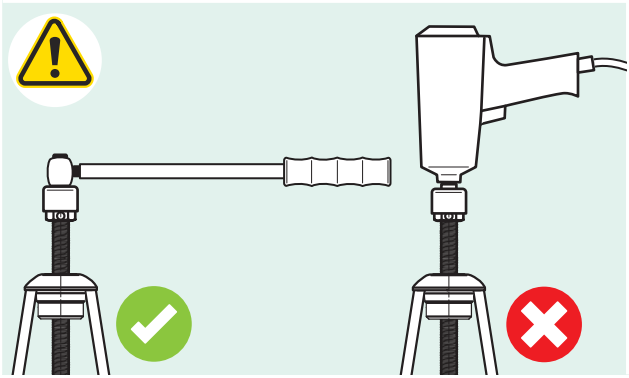



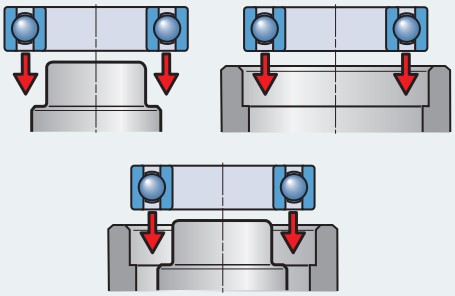

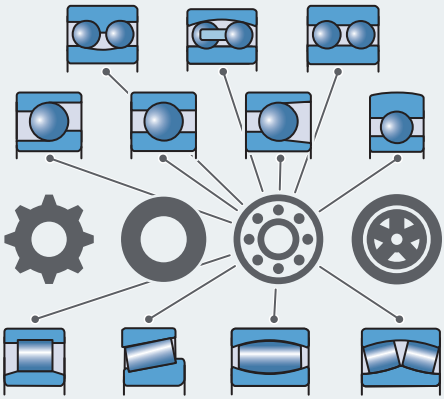



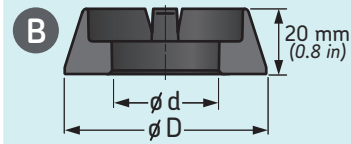

B



	d		D			
	mm	in	mm	in	60..	6
TMFT 36 B20-42	20	0.8	42	1.6	6004	
TMFT 36 B20-47	20	0.8	47	1.8		6
TMFT 36 B20-52	20	0.8	52	2.0		
TMFT 36 B25-47	25	1.0	47	1.9	6005	6
TMFT 36 B25-52	25	1.0	52	2.0		6
TMFT 36 B25-62	25	1.0	62	2.4		
TMFT 36 B30-55	30	1.2	55	2.2	6006	6
TMFT 36 B30-62	30	1.2	62	2.4		6
TMFT 36 B30-72	30	1.2	72	2.8		
TMFT 36 B35-62	35	1.4	62	2.4	6007	
TMFT 36 B35-72	35	1.4	72	2.8		6
TMFT 36 B35-80	35	1.4	80	3.1		

C



	d		D			
	mm	in	mm	in	60..	6
TMFT 36 C40-68	40	1.6	68	2.7	6008	
TMFT 36 C40-80	40	1.6	80	3.1		6
TMFT 36 C40-90	40	1.6	90	3.5		
TMFT 36 C45-75	45	1.8	75	2.9	6009	
TMFT 36 C45-85	45	1.8	85	3.3		6
TMFT 36 C45-100	45	1.8	100	3.9		
TMFT 36 C50-80	50	2.0	80	3.1	6010	
TMFT 36 C50-90	50	2.0	90	3.5		6
TMFT 36 C50-110	50	2.0	110	4.3		

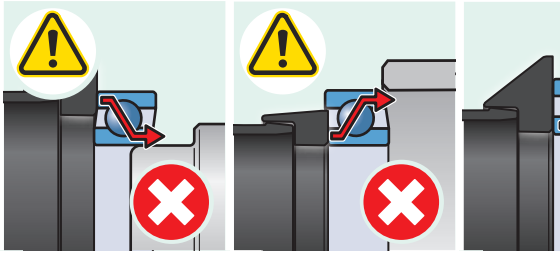

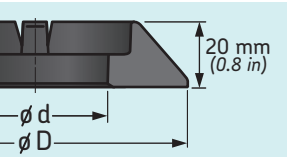

2..	63..	64..	160..
			16004
204			
	6304		
2/22			16005
205	63/22		
	6305	6403	
2/28			16006
206	63/28		
	6306	6404	
			16007
207			
	6307	6405	

2..	63..	64..	160..
			16008
208			
	6308	6406	
			16009
209			
	6309	6407	
			16010
210			
	6310	6408	





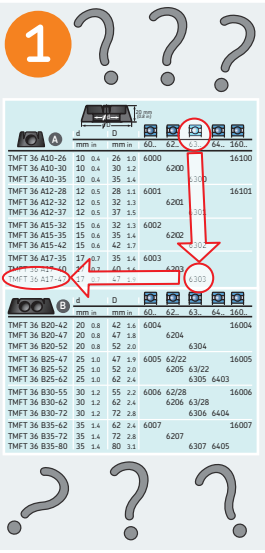

A	d		D		60..	62..	63..	64..	160..
	mm	in	mm	in					
TMFT 36 A10-26	10	0.4	26	1.0	6000				16100
TMFT 36 A10-30	10	0.4	30	1.2		6200			
TMFT 36 A10-35	10	0.4	35	1.4			6300		
TMFT 36 A12-28	12	0.5	28	1.1	6001				16101
TMFT 36 A12-32	12	0.5	32	1.3		6201			
TMFT 36 A12-37	12	0.5	37	1.5			6301		
TMFT 36 A15-32	15	0.6	32	1.3	6002				
TMFT 36 A15-35	15	0.6	35	1.4		6202			
TMFT 36 A15-42	15	0.6	42	1.7			6302		
TMFT 36 A17-35	17	0.7	35	1.4	6003				
TMFT 36 A17-40	17	0.7	40	1.6		6203			
TMFT 36 A17-47	17	0.7	47	1.8			6303		

B	d		D		60..	62..	63..	64..	160..
	mm	in	mm	in					
TMFT 36 B20-42	20	0.8	42	1.6	6004				16004
TMFT 36 B20-47	20	0.8	47	1.8		6204			
TMFT 36 B20-52	20	0.8	52	2.0			6304		
TMFT 36 B25-47	25	1.0	47	1.9	6005	62/22			16005
TMFT 36 B25-52	25	1.0	52	2.0		6205	63/22		
TMFT 36 B25-62	25	1.0	62	2.4			6305	6403	
TMFT 36 B30-55	30	1.2	55	2.2	6006	62/28			16006
TMFT 36 B30-62	30	1.2	62	2.4		6206	63/28		
TMFT 36 B30-72	30	1.2	72	2.8			6306	6404	
TMFT 36 B35-62	35	1.4	62	2.4	6007				16007
TMFT 36 B35-72	35	1.4	72	2.8		6207			
TMFT 36 B35-80	35	1.4	80	3.1			6307	6405	



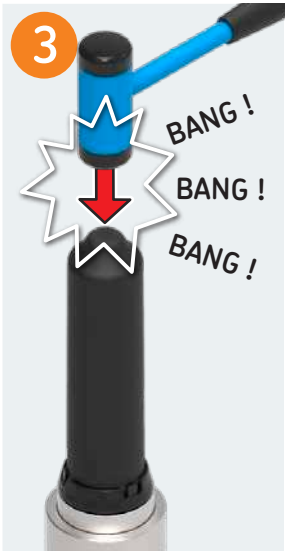

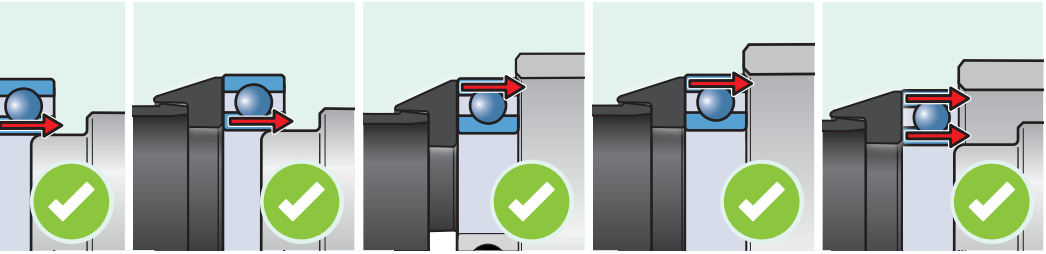

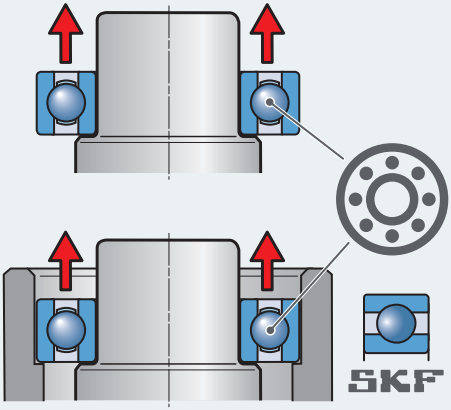



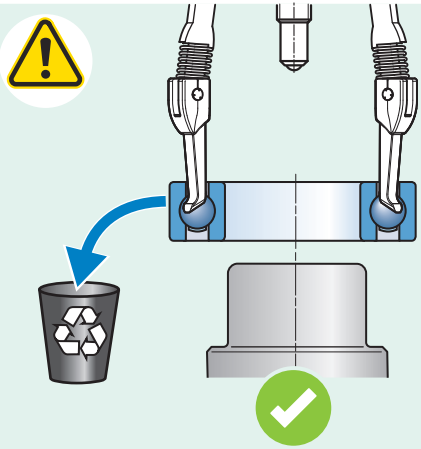

TMMD 100-S1

TMMD 100-A2



TMMD 100-A3

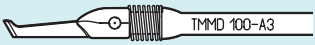

TMMD 100-S2

TMMD 100-A4

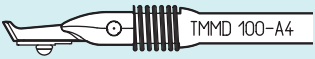

TMMD 100-A5

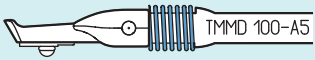

TMMD 100-A6

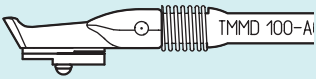

	60..	62..	63..	64..	160..
	6004 6005 6006	6201 6202 6203			
	6007 6008 6009 6010	6204 6205 62/22	6300 6301 6302		16011
		6206 62/28	6303 6304		
	6011 6012 6013		63/22		
		6207 6208	6305 63/28		
	6014 6015	6209	6306	6403	
	6016 6017	6210 6211	6307		
	6018 6019 6020		6308	6404 6405	
		6212 6213		6406	
		6214 6215 6216 6217	6309 6310	6407	
		6218	6311 6312	6408 6409	
			6313	6410	

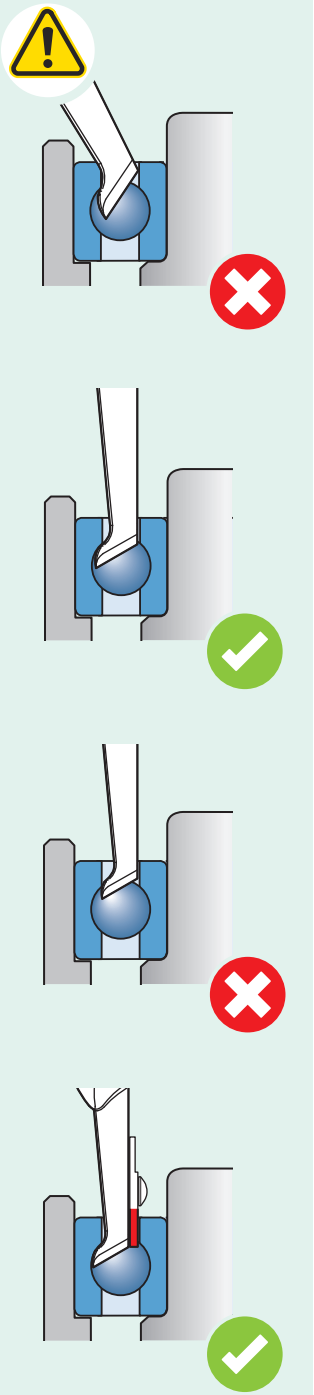

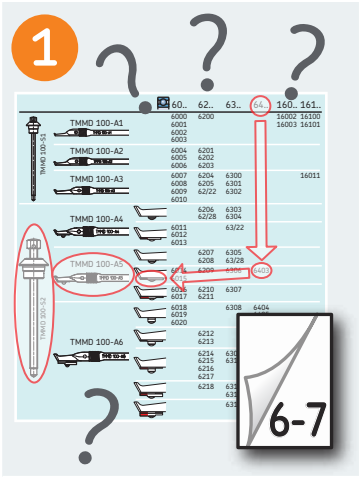
1
TMMD 100-A1
TMMD 100-A2
TMMD 100-A3
TMMD 100-A4
TMMD 100-A5
TMMD 100-A6
6-7


2 A4 / A5 / A6
x3
6-7


3
I


5
II
~120°


6
II


7
III


9


10


11


4
I

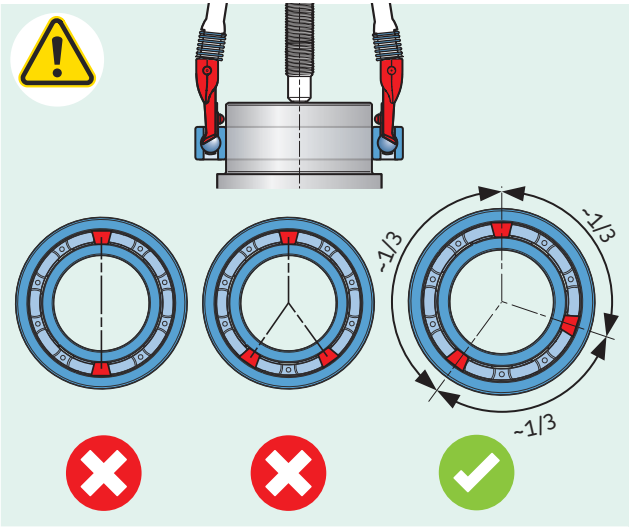
-1/3
-1/3
-1/3


8
III

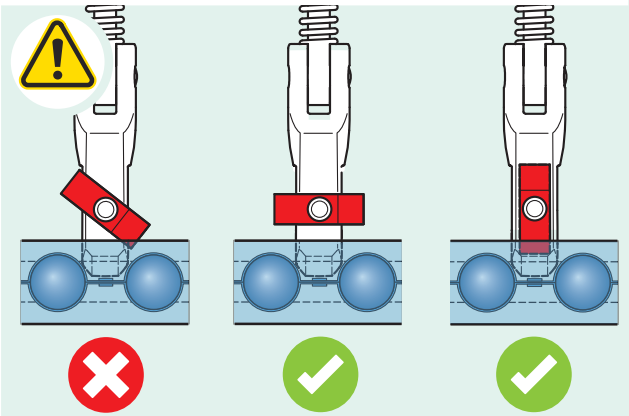


12

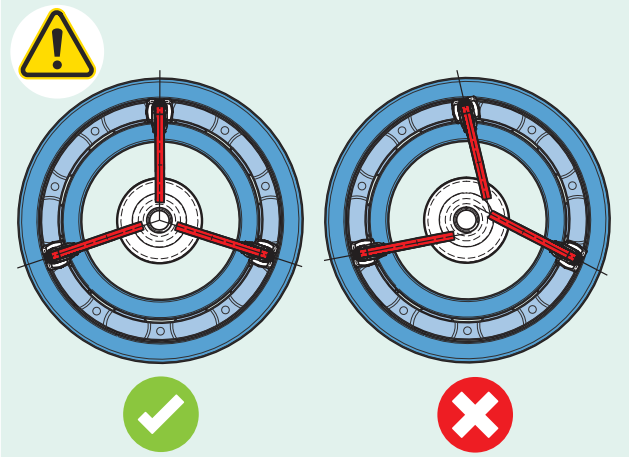

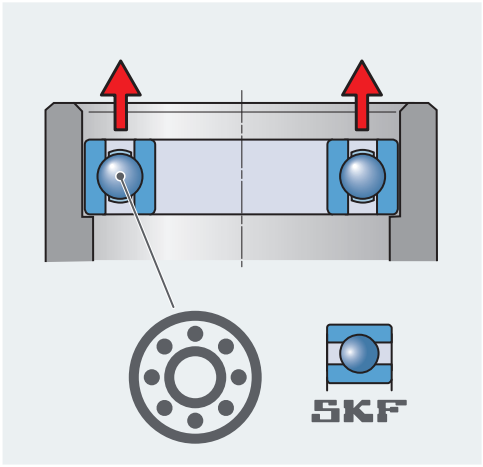
SKF

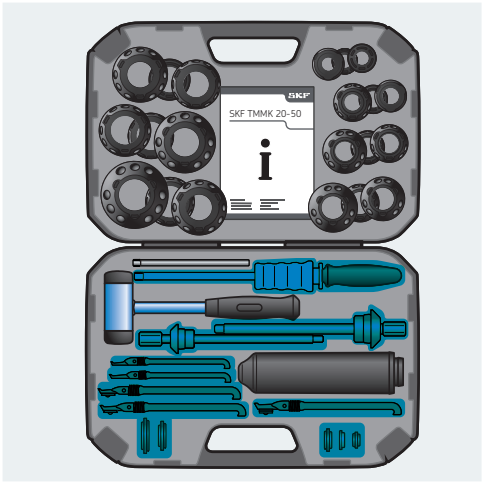
SKF TMMK 20-50

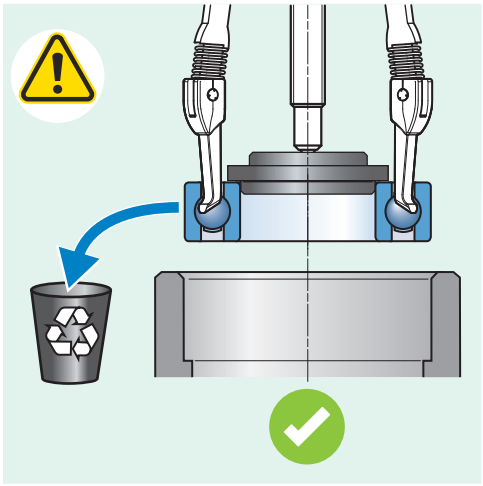

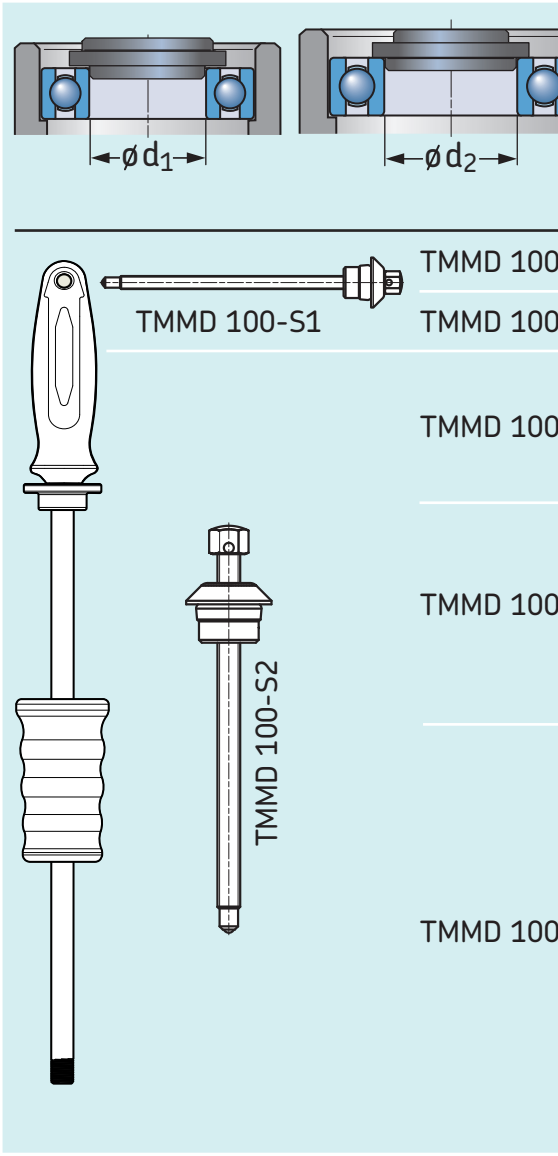
ø d1
ø d2
TMMD 100-S1
TMMD 100-S2
TMMD 100
TMMD 100
TMMD 100
TMMD 100
TMMD 100

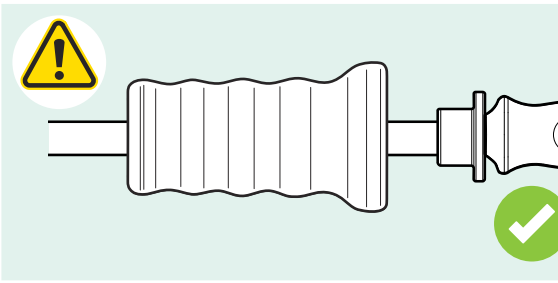

		d_1	d_2	d_1	d_1	d_2	d_1	d_2	d_1	d_2
	mm	20	22	25	28	30	35	40	45	50
	in	0.8	0.9	1.0	1.1	1.2	1.4	1.6	1.8	2.0
-A2	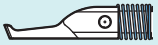	6004		6005		6006				
-A3		6204	62/22	6205			6007	6008	6009	6010
-A4	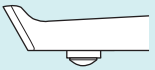	6304			62/28	6206				
	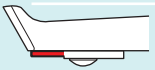		63/22							
	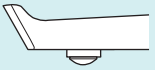			6305	63/28		6207	6208		
-A5	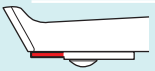					6306			6209	
	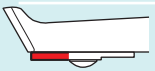						6307			6210
	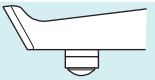	6404		6405				6308		
	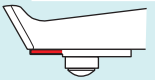					6406				
-A6	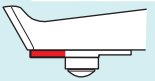						6407		6309	6310
	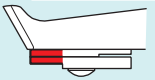							6408	6409	
	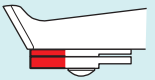									6410

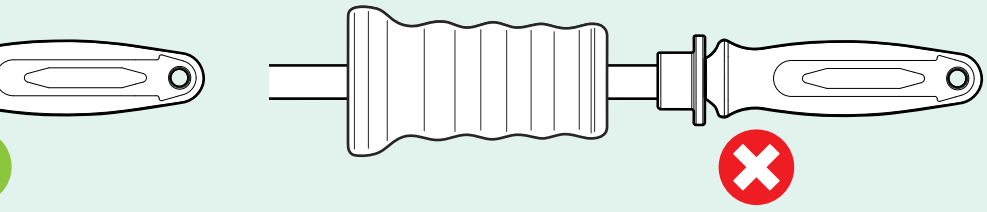

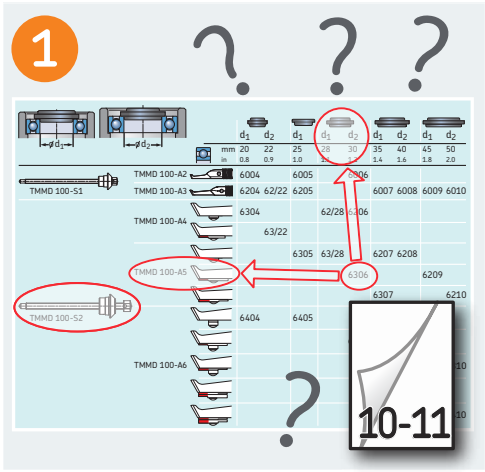
1
TMMD 100-S1
TMMD 100-S2
TMMD 100-A2
TMMD 100-A3
TMMD 100-A4
TMMD 100-A5
TMMD 100-A6
10-11

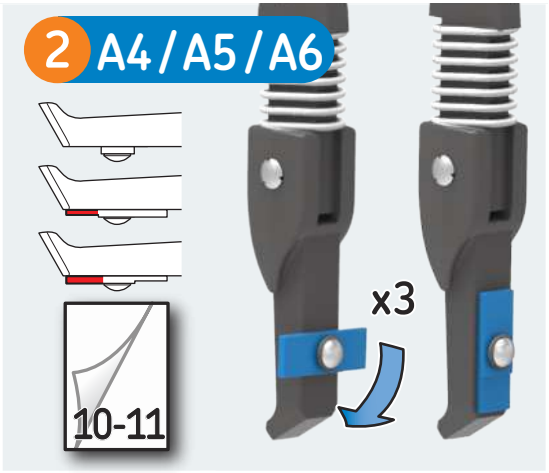
2 A4 / A5 / A6
10-11
x3


6


7
II
~120°


8
II


9
III


10
III


11

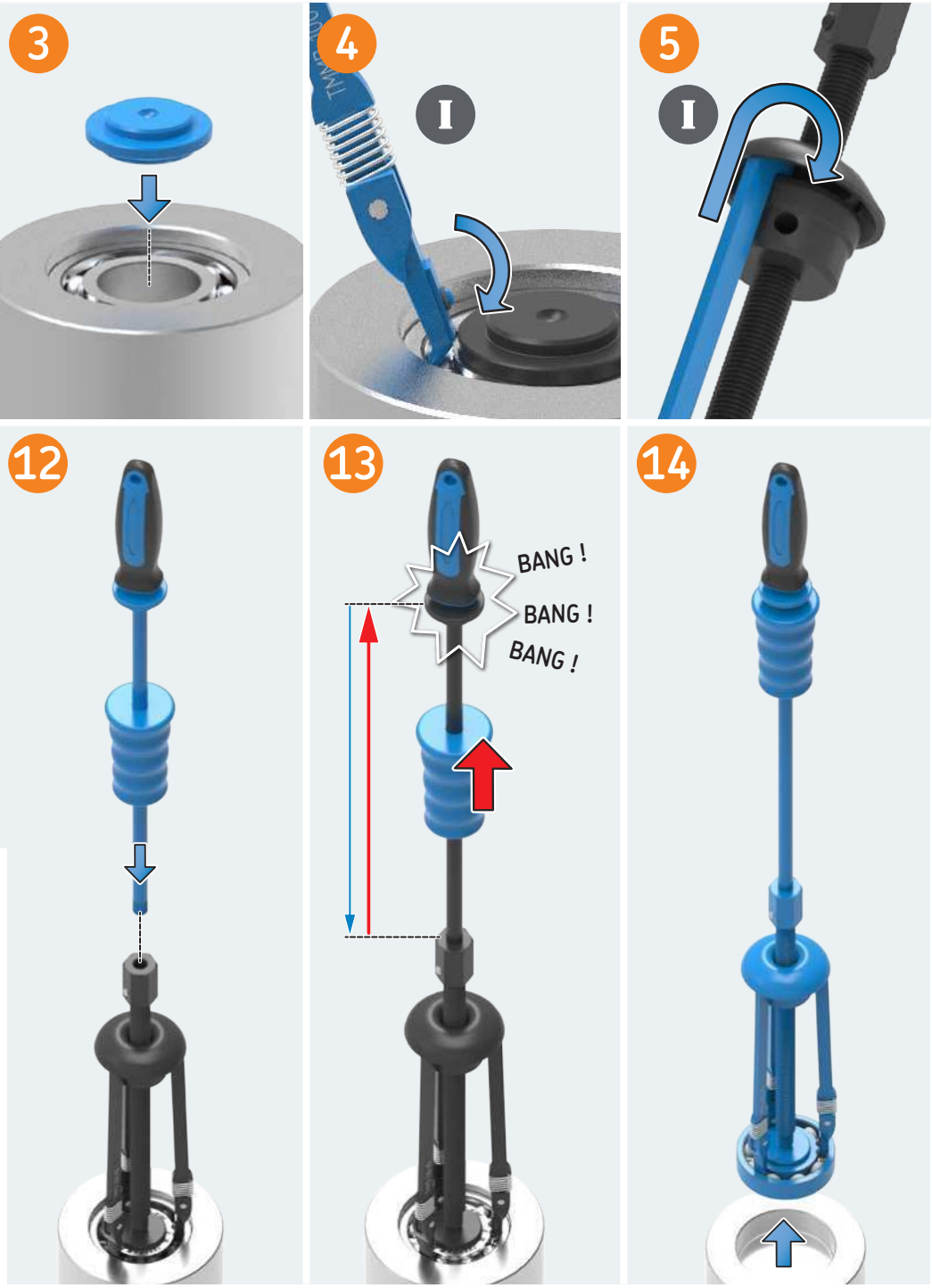
3
4
I
5
I
12
13
BANG !
BANG !
BANG !
14

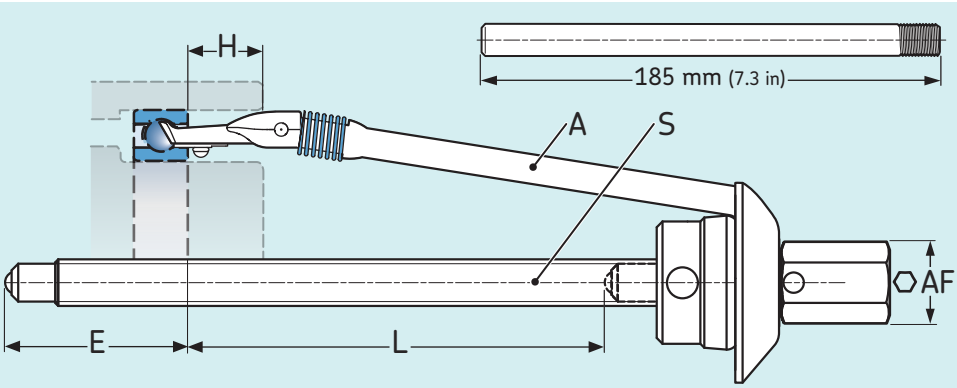

S	A	L		H		E		AF	
		mm	in	mm	in	mm	in	mm	in
TMMD 100-S1	TMMD 100-A2	135	5.3	16	0.6	79	3.1	19	3/4"
	TMMD 100-A3	137	5.4	23	0.9	77	3.0		
TMMD 100-S2	TMMD 100-A4	162	6.4	26	1.0	52	2.0	24	15/16"
	TMMD 100-A5	167	6.6	52	2.0	49	1.9		
	TMMD 100-A6	170	6.7	100	3.9	49	1.9		

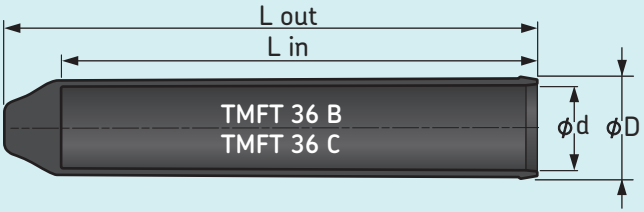

	d		D		L_{in}		L_{out}	
	mm	in	mm	in	mm	in	mm	in
TMFT 36 B	37	1.4	45	1.7	210	8.3	235	9.3
TMFT 36 C	57	2.2	66	2.6	215	8.4	245	9.6

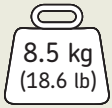

TMMK 20-50

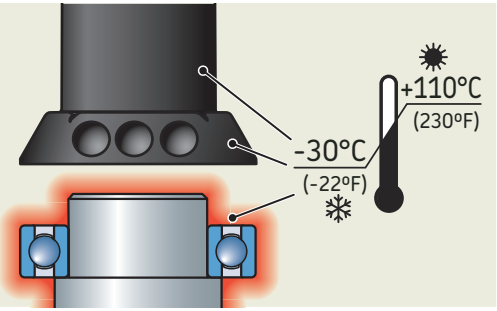

TDTC 1/C

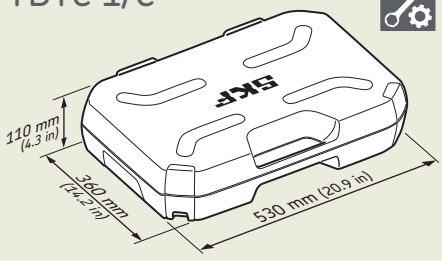

TMMX 210

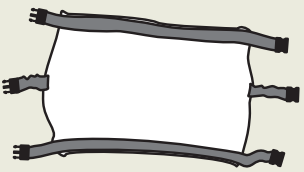

LGEV 2/0.035



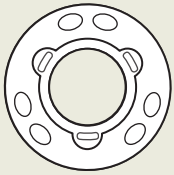

TMFT 36 B20-42 TMFT 36 B25-47
TMFT 36 B20-47 TMFT 36 B25-52
TMFT 36 B20-52 TMFT 36 B25-62
TMFT 36 B30-55 TMFT 36 B35-62
TMFT 36 B30-62 TMFT 36 B35-72
TMFT 36 B30-72 TMFT 36 B35-80

TMFT 36-H

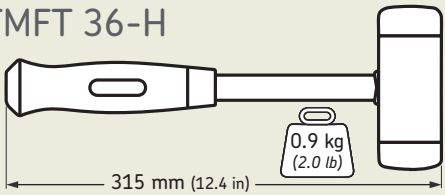

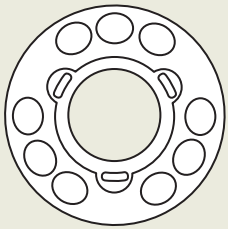

TMFT 36 C40-68 TMFT 36 C50-80
TMFT 36 C40-80 TMFT 36 C50-90
TMFT 36 C40-90 TMFT 36 C50-110
TMFT 36 C45-75
TMFT 36 C45-85
TMFT 36 C45-100

TMMD 100-A2

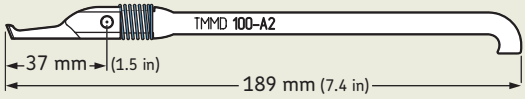

TMMD 100-A3

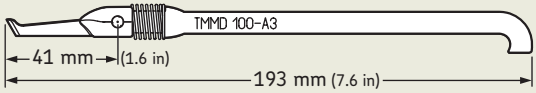

TMMD 100-A4

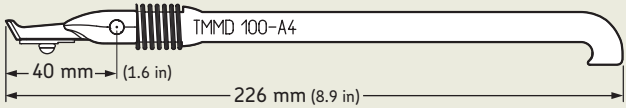

TMMD 100-A5

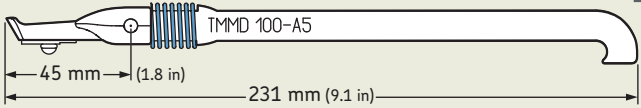

TMMD 100-A6



TMIP S1

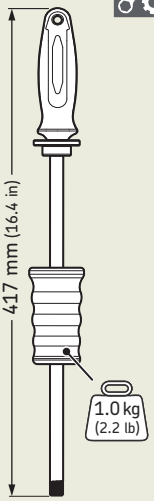

The contents of this publication are the copyright of the publisher and may not be reproduced (even extracts) unless prior written permission is granted. Every care has been taken to ensure the accuracy of the information contained in this publication but no liability can be accepted for any loss or damage whether direct, indirect or consequential arising out of the use of the information contained herein.

Nachdruck, auch auszugsweise, nur mit unserer vorherigen schriftlichen Genehmigung gestattet. Die Angaben in dieser Druckschrift wurden mit größter Sorgfalt auf ihre Richtigkeit hin überprüft. Trotzdem kann keine Haftung für Verluste oder Schäden irgendwelcher Art übernommen werden, die sich mittelbar oder unmittelbar aus der Verwendung der hier enthaltenen Informationen ergeben.

El contenido de esta publicación es propiedad de los editores y no puede reproducirse (incluso parcialmente) sin autorización previa por escrito. Se ha tenido el máximo cuidado para garantizar la exactitud de la información contenida en esta publicación, pero no se acepta ninguna responsabilidad por pérdidas o daños, ya sean directos, indirectos o consecuentes, que se produzcan como resultado del uso de dicha información.

Le contenu de cette publication est soumis au copyright de l'éditeur et sa reproduction, même partielle, est interdite sans autorisation écrite préalable. Le plus grand soin a été apporté à l'exactitude des informations données dans cette publication mais SKF décline toute responsabilité pour les pertes ou dommages directs ou indirects découlant de l'utilisation du contenu du présent document.

La riproduzione, anche parziale, del contenuto di questa pubblicazione è consentita soltanto previa autorizzazione scritta della SKF. Nella stesura è stata dedicata la massima attenzione al fine di assicurare l'accuratezza dei dati, tuttavia non si possono accettare responsabilità per eventuali errori od omissioni, nonché per danni o perdite diretti o indiretti derivanti dall'uso delle informazioni qui contenute.

O conteúdo desta publicação é de direito autoral do editor e não pode ser reproduzido (nem mesmo parcialmente), a não ser com permissão prévia por escrito. Todo cuidado foi tomado para assegurar a precisão das informações contidas nesta publicação, mas nenhuma responsabilidade pode ser aceita por qualquer perda ou dano, seja direto, indireto ou consequente como resultado do uso das informações aqui contidas.

Содержание этой публикации является собственностью издателя и не может быть воспроизведено (даже частично) без предварительного письменного разрешения. Несмотря на то, что были приняты все меры по обеспечению точности информации, содержащейся в настоящем издании, издатель не несет ответственности за любой ущерб, прямой или косвенный, вытекающий из использования вышеуказанной информации.

本出版物内容的著作权归出版者所有且未经事先书面许可不得被复制（甚至引用）。我们已采取了一切注意措施以确定本出版物包含的信息准确无误，但我们不对因使用此等信息而产生的任何损失或损害承担任何责任，不论此等责任是直接、间接或附随性的。

RU РУССКИЙ ДОПОЛНИТЕЛЬНАЯ ИНФОРМАЦИЯ

Информация об уполномоченном лице и контактной информации для связи с ним:

ООО «СКФ»
121552, город Москва, улица Ярцевская, д.19, Блок А, Этаж 7.

Телефон: +7 495 215-1006
E-mail: SKF.Moscow@skf.com



skf.com | mapro.skf.com | skf.com/mount

® SKF is a registered trademark of the SKF Group.
© SKF Group 2021

MP5444 · 2021/10