Technical data sheet
Connection cable
Part no.: 50130832
KD U-M8-3A-V1-050

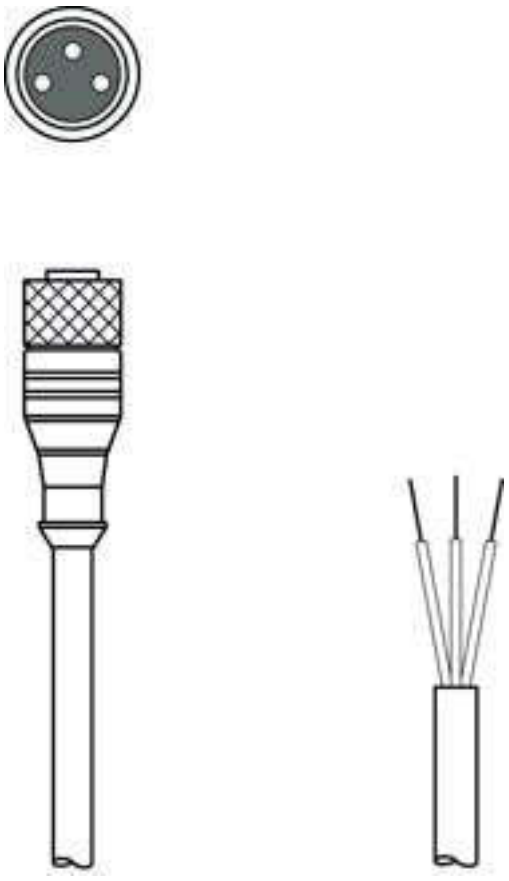

For Illustration purposes only

Contents

- Technical data
- Electrical connection
- Circuit diagrams

IP 67 IP 65 c UL us LISTED

Technical data

Basic data

Application	Chemical resistant

Electrical data

Performance data

Operating voltage	50 V AC / 60 V DC

Connection

Connection 1

Type of connection	Connector
Thread size	M8
Type	Female
Handle body material	PUR
No. of pins	3 -pin
Version	Axial
Connector, LED	No
Lock	Screw fitting, nickel-plated diecast zinc, recommended torque 0.6 Nm, self-locking

Connection 2

Type of connection	Open end

Cable properties

Number of conductors	3 Piece(s)
Wire cross section	0.25 mm²
AWG	24
Sheathing color	Black
Shielded	No
Silicone-free	Yes
Cable design	Connection cable (open on one end)
Cable diameter (external)	4.4 mm
Cable length	5,000 mm
Sheathing material	PVC
Wire insulation	PVC
Suitability for drag chains	No
Properties of the outer sheathing	Free of CFC, cadmium, silicone and lead, easily machine-processable
Resistance of the outer sheathing	Good oil, gasoline and chemical resistance, flame retardant in accordance with UL 1581 VW1 / CSA FT1

Mechanical data

Width across flats	9 mm
Net weight	149 g
Bending radius, flexible laying, min.	Min. 10 x cable diameter
Bending radius, stationary laying, min.	Min. 5 x cable diameter

Operation and display

Environmental data

Ambient temperature, operation, flexible use	-5 ... 80 °C
Ambient temperature, operation, stationary use	-30 ... 80 °C

Certifications

Degree of protection	IP 65
	IP 67
Approvals	c UL US

Classification

Customs tariff number	85444290
ECLASS 5.1.4	27279201
ECLASS 8.0	27279218
ECLASS 9.0	27060311
ECLASS 10.0	27060311
ECLASS 11.0	27060311
ECLASS 12.0	27060311
ECLASS 13.0	27060311
ECLASS 14.0	27060311
ECLASS 15.0	27060311
ETIM 5.0	EC001855
ETIM 6.0	EC001855
ETIM 7.0	EC001855
ETIM 8.0	EC001855
ETIM 9.0	EC001855
ETIM 10.0	EC001855

Electrical connection

Connection 1

Type of connection	Connector
Thread size	M8
Type	Female
Handle body material	PUR
No. of pins	3 -pin
Version	Axial
Connector, LED	No
Lock	Screw fitting, nickel-plated diecast zinc, recommended torque 0.6 Nm, self-locking

Electrical connection

Pin	Conductor color
1	Brown
3	Blue
4	Black

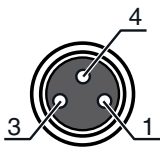

Connection 2	
Type of connection	Open end

Circuit diagrams

Wiring schematic

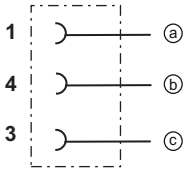

a Brown wire
b Black wire
c Blue wire